

# MARLBORO

INDUSTRIAL HINGES

CONTINUOUS ■ BUTT ■ SLIP JOINT



Get quote >>

Angic Global Solutions

1-888-872-0690

<https://www.AngicGlobal.com> [Sales@AngicGlobal.com](mailto:Sales@AngicGlobal.com)

# MARLBORO HINGES

**UNPARALLELED QUALITY  
AND SERVICE**

**F**or more than 50 years, Marlboro Manufacturing has been committed to the production of high quality, versatile hinges for original equipment manufacturers. No order is too small or too large for Marlboro. We ship in-stock items within days and special orders in just a matter of weeks. How can we do it?

We feature the most automated, state-of-the-art equipment in the industry today. Our order turnaround is speeded by computerized entry and scheduling. And we have an in-house engineering and tooling department that can handle your special production orders quickly and expertly. Our management staff is one of the most experienced in the business. And our network of sales representatives spans the United States and Canada.

All these qualities add up to one thing: When you specify Marlboro continuous hinges, you get an excellent product backed by the best manufacturing processes and the most knowledgeable engineering, management and sales groups in the industry. So give us a call today and find out how Marlboro hinges can work for you.  
Call 330-935-2445



# HOW TO ORDER HINGES

When ordering Marlboro hinges, the following information is required to ensure that your order is processed and shipped as quickly as possible.

# 1 2 3 4 5 6 7 8

**Our stock number**

**Type of material (steel, stainless steel or aluminum)**

**Gauge or metal thickness**

**Open width (same as hinge width)**

**Pin diameter**

**Knuckle length**

**Hinge length**

**Quantity**

---

## Terms:

1% 10 days, net 30 days per credit approval. Credit extended to firms with a satisfactory known Dun & Bradstreet rating. Firms without a satisfactory rating should furnish six current references. To expedite order, we will, if requested, ship C.O.D. or cash in advance until credit is established. We accept Visa, Mastercard and Discover on stocked items only.

---

## Returns:

Credit for returned merchandise will not be issued unless permission is requested within 30 days after receipt and acknowledged in writing by Marlboro. A minimum handling fee of 20% will be charged. Returns must be shipped freight prepaid.

---

## Freight:

All shipments F.O.B. our factory.  
Minimum billing \$100.00.



Get quote >>

# STEEL CONTINUOUS HINGES

## UNPLATED

EQUAL LEAVES - STEEL PINS

STOCK LENGTHS 72" AND 96"

\*STAKED PIN

STOCK NUMBER	GAUGE	OPEN WIDTH	PIN DIAMETER	KNUCKLE LENGTH
*S025012	.025	3/4	.062	1/4
*S025016	.025	1	.062	1/4
*S035012	.035	3/4	.086	1/4
*S035017	.035	1-1/16	.086	1/4
*S035020	.035	1-1/4	.086	1/4
*S035024	.035	1-1/2	.086	1/4
S040017	.040	1-1/16	.093	1/2
S040020	.040	1-1/4	.093	1/2
S040024	.040	1-1/2	.093	1/2
S040032	.040	2	.093	1/2
S052017	.050	1-1/16	.125	1/2
S052020	.050	1-1/4	.125	1/2
S052024	.050	1-1/2	.125	1/2
S052032	.050	2	.125	1/2
S062017	.060	1-1/16	.125	1/2
S062020	.060	1-1/4	.125	1/2
S062024	.060	1-1/2	.125	1/2
S062032	.060	2	.125	1/2
S062040	.060	2-1/2	.125	1/2
S062048	.060	3	.125	1/2
S062064	.060	4	.125	1/2
S063020	.060	1-1/4	.125	1
S063024	.060	1-1/2	.125	1
S063032	.060	2	.125	1
S063040	.060	2-1/2	.125	1
S063048	.060	3	.125	1
S064024	.060	1-1/2	.187	1
S064032	.060	2	.187	1
S064040	.060	2-1/2	.187	1
S064048	.060	3	.187	1
S065024	.060	1-1/2	.187	1/2
S065032	.060	2	.187	1/2
S065040	.060	2-1/2	.187	1/2
S065048	.060	3	.187	1/2
S065064	.060	4	.187	1/2
S074024	.075	1-1/2	.187	1
S074032	.075	2	.187	1
S074040	.075	2-1/2	.187	1
S074048	.075	3	.187	1
S074064	.075	4	.187	1
S076024	.075	1-1/2	.250	1
S076032	.075	2	.250	1
S076040	.075	2-1/2	.250	1
S076048	.075	3	.250	1
S076056	.075	3-1/2	.250	1
S076064	.075	4	.250	1
S077032	.075	2	.250	2
S077040	.075	2-1/2	.250	2
S077048	.075	3	.250	2
S077056	.075	3-1/2	.250	2
S077064	.075	4	.250	2
S077080	.075	5	.250	2
S093032	.090	2	.250	1
S093048	.090	3	.250	1
S093064	.090	4	.250	1
S093080	.120	5	.250	1
S122032	.120	2	.250	2
S122048	.120	3	.250	2

STOCK NUMBER	GAUGE	OPEN WIDTH	PIN DIAMETER	KNUCKLE LENGTH
S122064	.120	4	.250	2
S120032	.120	2	.375	2
S120040	.120	2-1/2	.375	2
S120048	.120	3	.375	2
S120056	.120	3-1/2	.375	2
S120064	.120	4	.375	2
S120080	.120	5	.375	2
S120096	.120	6	.375	2
S180048	.180	3	.500	2
S180064	.180	4	.500	2
S180080	.180	5	.500	2
S180096	.180	6	.500	2
S180112	.180	7	.500	2
S180128	.180	8	.500	2
S250048	.250	3	.625	2
S250064	.250	4	.625	2
S250080	.250	5	.625	2

Other Sizes Available But Not Stocked

## ELECTROGALVANIZED CONTINUOUS HINGES

EQUAL LEAVES

STOCK LENGTHS 72"

STOCK NUMBER	GAUGE	OPEN WIDTH	PIN DIAMETER	KNUCKLE LENGTH
EG040024	.040	1-1/2	.093	1/2
EG040032	.040	2	.093	1/2
EG062024	.060	1-1/2	.125	1/2
EG062032	.060	2	.125	1/2
EG062048	.060	3	.125	1/2

Other Sizes Available But Not Stocked

## STEEL CONTINUOUS HINGES WITH BRASS PINS

UNPLATED

EQUAL LEAVES

STOCK LENGTHS 72"

\*STAKED PIN

STOCK NUMBER	GAUGE	OPEN WIDTH	PIN DIAMETER	KNUCKLE LENGTH
*S025012B	.025	3/4	.062	1/4
*S025016B	.025	1	.062	1/4
S040017B	.040	1-1/16	.093	1/2
S040020B	.040	1-1/4	.093	1/2
S040024B	.040	1-1/2	.093	1/2
S040032B	.040	2	.093	1/2
S062024B	.060	1-1/2	.125	1/2
S062032B	.060	2	.125	1/2
S062040B	.060	2-1/2	.125	1/2
S062048B	.060	3	.125	1/2
S076024B	.075	1-1/2	.250	1
S076032B	.075	2	.250	1
S076048B	.075	3	.250	1
S076064B	.075	4	.250	1
S093032B	.090	2	.250	1
S093048B	.090	3	.250	1
S093064B	.090	4	.250	1

Other Sizes Available But Not Stocked



# TYPE 304 STAINLESS STEEL CONTINUOUS HINGES

**2-B MILL FINISH**  
EQUAL LEAVES  
**STOCK LENGTHS 72" AND 96"**

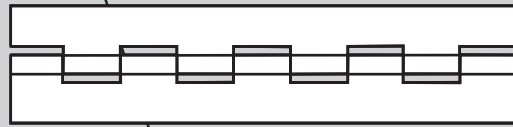
\*STAKED PIN

STOCK NUMBER	GAUGE	OPEN WIDTH	PIN DIAMETER	KNUCKLE LENGTH
*SS025012	.025	3/4	.062	1/4
*SS025016	.025	1	.062	1/4
*SS035012	.035	3/4	.086	1/4
*SS035017	.035	1-1/16	.086	1/4
*SS035020	.035	1-1/4	.086	1/4
*SS035024	.035	1-1/2	.086	1/4
SS040017	.040	1-1/16	.093	1/2
SS040020	.040	1-1/4	.093	1/2
SS040024	.040	1-1/2	.093	1/2
SS040032	.040	2	.093	1/2
SS052017	.050	1-1/16	.125	1/2
SS052020	.050	1-1/4	.125	1/2
SS052024	.050	1-1/2	.125	1/2
SS052032	.050	2	.125	1/2
SS052040	.050	2-1/2	.125	1/2
SS052048	.050	3	.125	1/2
SS062017	.060	1-1/16	.125	1/2
SS062020	.060	1-1/4	.125	1/2
SS062024	.060	1-1/2	.125	1/2
SS062032	.060	2	.125	1/2
SS062040	.060	2-1/2	.125	1/2
SS062048	.060	3	.125	1/2
SS062064	.060	4	.125	1/2
SS064032	.060	2	.187	1
SS065024	.060	1-1/2	.187	1/2
SS065032	.060	2	.187	1/2
SS065040	.060	2-1/2	.187	1/2
SS065048	.060	3	.187	1/2
SS074032	.075	2	.187	1
SS074040	.075	2-1/2	.187	1
SS074048	.075	3	.187	1
SS074064	.075	4	.187	1
SS076032	.075	2	.250	1
SS076040	.075	2-1/2	.250	1
SS076048	.075	3	.250	1
SS076056	.075	3-1/2	.250	1
SS076064	.075	4	.250	1
SS093032	.090	2	.250	1
SS093048	.090	3	.250	1
SS093064	.090	4	.250	1
SS122032	.120	2	.250	2
SS122048	.120	3	.250	2
SS122064	.120	4	.250	2
SS120032	.120	2	.375	2
SS120048	.120	3	.375	2
SS120064	.120	4	.375	2
SS120080	.120	5	.375	2
SS120096	.120	6	.375	2
SS180048	.180	3	.500	2
SS180064	.180	4	.500	2
<b>Other Stock Lengths Available</b>				

# TYPE 316 STAINLESS STEEL CONTINUOUS HINGES

**2-B MILL FINISH**  
EQUAL LEAVES  
**STOCK LENGTH 72" (ALSO 96" STOCKED)**

STOCK NUMBER	GAUGE	OPEN WIDTH	PIN DIAMETER	KNUCKLE LENGTH
3C040017	.040	1-1/16	.093	1/2
3C040020	.040	1-1/4	.093	1/2
3C040024	.040	1-1/2	.093	1/2
3C040032	.040	2	.093	1/2
3C062024	.060	1-1/2	.125	1/2
3C062032	.060	2	.125	1/2
3C062040	.060	2-1/2	.125	1/2
3C062048	.060	3	.125	1/2
3C120048	.120	3	.375	2
<b>Other Stock Lengths Available</b>				



# ALUMINUM CONTINUOUS HINGES

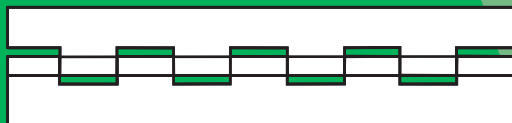
## MILL FINISH

EQUAL LEAVES - FULL HARD ALUMINUM PINS

STOCK LENGTHS 72" AND 96"

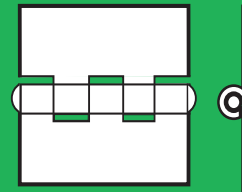
\*STAKED PIN

STOCK NUMBER	GAUGE	OPEN WIDTH	PIN DIAMETER	KNUCKLE LENGTH
A025012	.025	3/4	.062	1/4
A025016	.025	1	.062	1/4
A032012	.032	3/4	.093	1/4
A032017	.032	1-1/16	.093	1/4
A032020	.032	1-1/4	.093	1/4
A032024	.032	1-1/2	.093	1/4
A040017	.040	1-1/16	.093	1/2
A040020	.040	1-1/4	.093	1/2
A040024	.040	1-1/2	.093	1/2
A040032	.040	2	.093	1/2
A052016	.050	1	.125	1/2
A052020	.050	1-1/4	.125	1/2
A052024	.050	1-1/2	.125	1/2
A052032	.050	2	.125	1/2
A052048	.050	3	.125	1/2
A062017	.060	1-1/16	.125	1/2
A062020	.060	1-1/4	.125	1/2
A062024	.060	1-1/2	.125	1/2
A062028	.060	1-3/4	.125	1/2
A062032	.060	2	.125	1/2
A062040	.060	2-1/2	.125	1/2
A062048	.060	3	.125	1/2
A062064	.060	4	.125	1/2
A065024	.060	1-1/2	.187	1/2
A065032	.060	2	.187	1/2
A065040	.060	2-1/2	.187	1/2
A065048	.060	3	.187	1/2
A075032	.075	2	.187	1/2
A075040	.075	2-1/2	.187	1/2
A075048	.075	3	.187	1/2
A075064	.075	4	.187	1/2
A093032	.090	2	.250	1
A093040	.090	2-1/2	.250	1
A093048	.090	3	.250	1
A093064	.090	4	.250	1
A122032	.120	2	.250	2
A122048	.120	3	.250	2
A122064	.120	4	.250	2
A122080	.120	5	.250	2
A120048	.120	3	.375	2
A120064	.120	4	.375	2
A120080	.120	5	.375	2
<b>Other Stock Lengths Available</b>				



# BUTT HINGES

PLAIN SURFACE TYPE  
**NO HOLES - NO FINISH - TIGHT PIN**  
**\*STAKED PIN**



STOCK NUMBER				GAUGE	OPEN WIDTH	LENGTH	PIN DIA.
STEEL (UNFINISHED)	304 STAINLESS STEEL 2B MILL FINISH	ALUMINUM MILL FINISH	316 STAINLESS STEEL 2B MILL FINISH				
<b>TIGHT PIN (PIN SPUN BOTH ENDS, NO HOLES)</b>							
*BTS03101009				.035	1.06	1.00	.091
*BTS03151509				.035	1.50	1.50	.091
BTS05091011				.050	0.97	1.00	.109
BTS05131511				.050	1.38	1.50	.109
BTS05151512	BTSS05151512			.050	1.50	1.50	.125
			3B06151512	.060	1.50	1.50	.125
BTS06152012	BTSS06152012		3B06152012	.060	1.50	2.00	.125
BTS06152014				.063	1.53	2.00	.141
BTS06162514				.063	1.66	2.50	.141
BTS06202012	BTSS06202012		3B06202012	.060	2.00	2.00	.125
	BTSS06252512		3B06252512	.060	2.50	2.50	.125
BTS07193017				.072	1.94	3.00	.172
BTS07202018	BTSS07202018	BTA07202018	3B07202018	.075	2.00	2.00	.187
BTS07202518				.075	2.00	2.50	.187
	BTSS07252518			.075	2.50	2.50	.187
BTS07303018	BTSS07303018	BTA07303018		.075	3.00	3.00	.187
BTS07404018	BTSS07404018			.075	4.00	4.00	.187
BTS08202018				.083	2.00	2.00	.187
BTS09203018	BTSS09203018		3B09203018	.090	2.00	3.00	.187
BTS09252518				.090	2.50	2.50	.187
BTS09252520				.089	2.50	2.50	.203
BTS09293023				.093	2.97	3.00	.234
BTS09303018	BTSS09303018	BTA09303018	3B09303018	.090	3.00	3.00	.187
BTS09303025	BTSS09303025			.090	3.00	3.00	.250
	BTSS09303518			.090	3.00	3.50	.187
BTS09353518	BTSS09353518	BTA09353518		.090	3.50	3.50	.187
BTS09404018				.090	4.00	4.00	.187
BTS10192018				.107	1.97	2.00	.187
	BTSS12203025	BTA12203025	3B12203025	.120	2.00	3.00	.250
BTS12252525	BTSS12252525	BTA12252525		.120	2.50	2.50	.250
BTS12253025				.120	2.50	3.00	.250
BTS12303025	BTSS12303025	BTA12303025	3B12303025	.120	3.00	3.00	.250
BTS12304025	BTSS12304025	BTA12304025	3B12304025	.120	3.00	4.00	.250
BTS12333526				.123	3.34	3.50	.266
BTS12353525				.120	3.50	3.50	.250
BTS12404025	BTSS12404025	BTA12404025	3B12404025	.120	4.00	4.00	.250
BTS12454525				.120	4.50	4.50	.250
BTS12505025	BTSS12505025			.120	5.00	5.00	.250
BTS12606025	BTSS12606025			.120	6.00	6.00	.250
BTS18306037				.180	3.00	6.00	.375
BTS18404037	BTSS18404037		3B18404037	.180	4.00	4.00	.375
BTS18405037				.180	4.00	5.00	.375
BTS18505037	BTSS18505037			.180	5.00	5.00	.375
BTS18506037				.180	5.00	6.00	.375
BTS18606037	BTSS18606037			.180	6.00	6.00	.375
BTS18404050				.180	4.00	4.00	.500
BTS18505050				.180	5.00	5.00	.500
BTS18606050				.180	6.00	6.00	.500

AVAILABLE AS SPECIAL ORDER ITEMS.



Get quote »

C. 11750 McAngic Global Solutions

1-888-872-0690

<https://www.AngicGlobal.com> Sales@AngicGlobal.com

STOCK NUMBER				GAUGE	OPEN WIDTH	LENGTH	PIN DIA.
STEEL (UNFINISHED)	304 STAINLESS STEEL 2B MILL FINISH	ALUMINUM MILL FINISH	316 STAINLESS STEEL 2B MILL FINISH				
<b>LOOSE PIN (PIN SPUN ONE END, NO HOLES)</b>							
BTSO5091011R				.050	0.97	1.00	.109
BTSO5131511R				.050	1.38	1.50	.109
BTSO6152014R				.060	1.53	2.00	.141
BTSO6162514R				.060	1.66	2.50	.141
	BTSS06202012R			.060	2.00	2.00	.125
BTSO7203018R				.075	2.00	3.00	.187
	BTSS07252518R			.075	2.50	2.50	.187
BTSO8202018R				.083	2.00	2.00	.187
BTSO9252520R				.089	2.50	2.50	.203
BTSO9293023R				.093	2.97	3.00	.234
BTS10192018R				.107	1.97	2.00	.187
BTS12333526R				.123	3.34	3.50	.266
BTS13394026R				.130	3.91	4.00	.266
	BTSS09303018R			.090	3.00	3.00	.187
	BTSS12203025R			.120	2.00	3.00	.250
BTS12252525R		BTA12252525R		.120	2.50	2.50	.250
BTS12253025R				.120	2.50	3.00	.250
BTS12303025R	BTSS12303025R	BTA12303025R		.120	3.00	3.00	.250
BTS12304025R	BTSS12304025R			.120	3.00	4.00	.250
BTS12404025R	BTSS12404025R	BTA12404025R		.120	4.00	4.00	.250
BTS12454525R				.120	4.50	4.50	.250
	BTSS12505025R			.120	5.00	5.00	.250
	BTSS12606025R			.120	6.00	6.00	.250
BTS18306037R				.180	3.00	6.00	.375
BTS18404037R				.180	4.00	4.00	.375
BTS18405037R				.180	4.00	5.00	.375
BTS18505037R				.180	5.00	5.00	.375
BTS18506037R				.180	5.00	6.00	.375
BTS18606037R				.180	6.00	6.00	.375

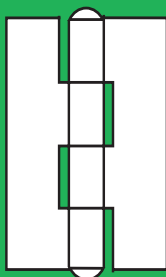
THESE ITEMS ARE AVAILABLE BUT NOT STOCKED ALONG WITH MANY MORE ITEMS.  
(ASK OUR SALESPEOPLE)

## BUTT HINGES WITH HOLES

PLAIN SURFACE TYPE  
**NO FINISH - TIGHT PIN**

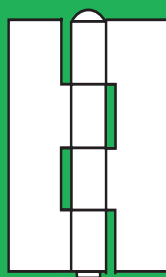
STOCK NUMBER				GAUGE	OPEN WIDTH	LENGTH	PIN DIA.
304 STAINLESS STEEL 2B MILL FINISH	HOLES PER LEAF						
<b>TIGHT PIN (PIN SPUN BOTH ENDS, WITH HOLES)</b>							
BTSS09303018-306	(3-HOLES PER LEAF FOR #10 FLAT HEAD)			.090	3.00	3.00	.187
BTSS12303025-481	(3-HOLES PER LEAF FOR #10 FLAT HEAD)			.120	3.00	3.00	.250
BTSS12404025-359	(4-HOLES PER LEAF FOR #12 FLAT HEAD)			.120	4.00	4.00	.250
<b>OTHER SIZES AVAILABLE BUT NOT STOCKED</b>							

**TIGHT PIN**



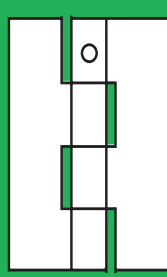
**PIN SPUN BOTH ENDS**

**LOOSE PIN**



**PIN SPUN ONE END**

**STAKED PIN**



**STAKED**

## BUTT HINGES

- Hinges leaves and pins are supplied in same material types.
- Other options can be manufactured to your specifications.
- Stock Butt Hinges can be modified to meet your special applications.

# SLIP JOINT HINGES

PLAIN SURFACE TYPE  
**NO HOLES - NO FINISH**

Slip-joint or "take-apart" hinges are normally used when requirements call for doors to be removed.

STOCK NUMBER				TYPE	GAUGE	OPEN WIDTH	LENGTH	PIN DIA.
STEEL (UNFINISHED)	304 STAINLESS STEEL 2B MILL FINISH	ALUMINUM MILL FINISH	316 STAINLESS STEEL 2B MILL FINISH					
	SJSS07172018			L/R	.075	1.68	2.00	.187
SJS07192518				L/R	.075	1.87	2.50	.187
SJS07202018				L/R	.075	2.00	2.00	.187
	SJSS07252518			L/R	.075	2.50	2.50	.187
	SJSS09203018			L/R	.090	2.00	3.00	.187
SJS09252518				L/R	.090	2.50	2.50	.187
SJS09303025	SJSS09303025			L/R	.090	3.00	3.00	.250
SJS12304025	SJSS12304025			L/R	.120	3.00	4.00	.250
SJS12404025	SJSS12404025			L/R	.120	4.00	4.00	.250

When ordering specify Type "L" (Left-Hand) or Type "R" (Right-Hand).

THESE ITEMS ARE AVAILABLE BUT NOT STOCKED ALONG WITH MANY MORE ITEMS. (ASK OUR SALESPEOPLE)

# SLIP JOINT HINGES WITH HOLES

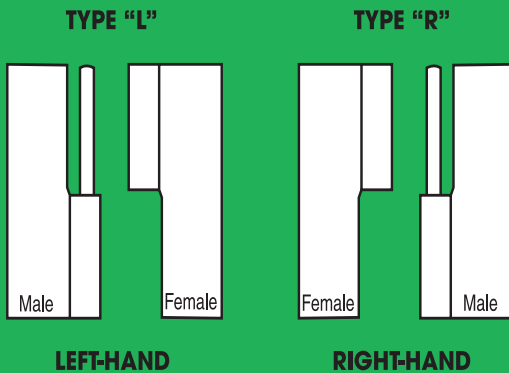
PLAIN SURFACE TYPE  
**NO FINISH**

Slip-joint or "take-apart" hinges are normally used when requirements call for doors to be removed.

STOCK NUMBER			TYPE	GAUGE	OPEN WIDTH	LENGTH	PIN DIA.
STEEL (UNFINISHED)	304 STAINLESS STEEL 2B MILL FINISH	HOLES PER LEAF					
SJS12304025R-934-1	SJSS12304025R-936-1	(2) .343 DIAMETER HOLES PER LEAF	R	.120	3.00	4.00	.250
SJS12304025L-934-2	SJSS12304025L-936-2	(2) .343 DIAMETER HOLES PER LEAF	L	.120	3.00	4.00	.250
SJS12404025R-935-1	SJSS12404025R-937-1	(2) .343 DIAMETER HOLES PER LEAF	R	.120	4.00	4.00	.250
SJS12404025L-935-2	SJSS12404025L-937-2	(2) .343 DIAMETER HOLES PER LEAF	L	.120	4.00	4.00	.250

Sold complete, male and female leaves.

When ordering specify Type "L" (Left-Hand) or Type "R" (Right-Hand).



## SLIP JOINT HINGES

- Hinges leaves and pin are supplied in same material types.
- Other options can be manufactured to your specifications.
- Stock Slip Joint Hinges can be modified to meet your special applications

**STANDARD  
HINGE  
TECHNOLOGY**

**GAUGE**

The thickness of a hinge leaf.

**LEAF**

The portion of a hinge extending laterally from the knuckle and which usually revolves around a pin.

**LEAF WIDTH**

The dimension from the center of the pin to the outer edge of the leaf.

**HINGE WIDTH** (Same as open width.)

The overall dimension of the leaves measured perpendicular to, or across, the pin.

**PIN**

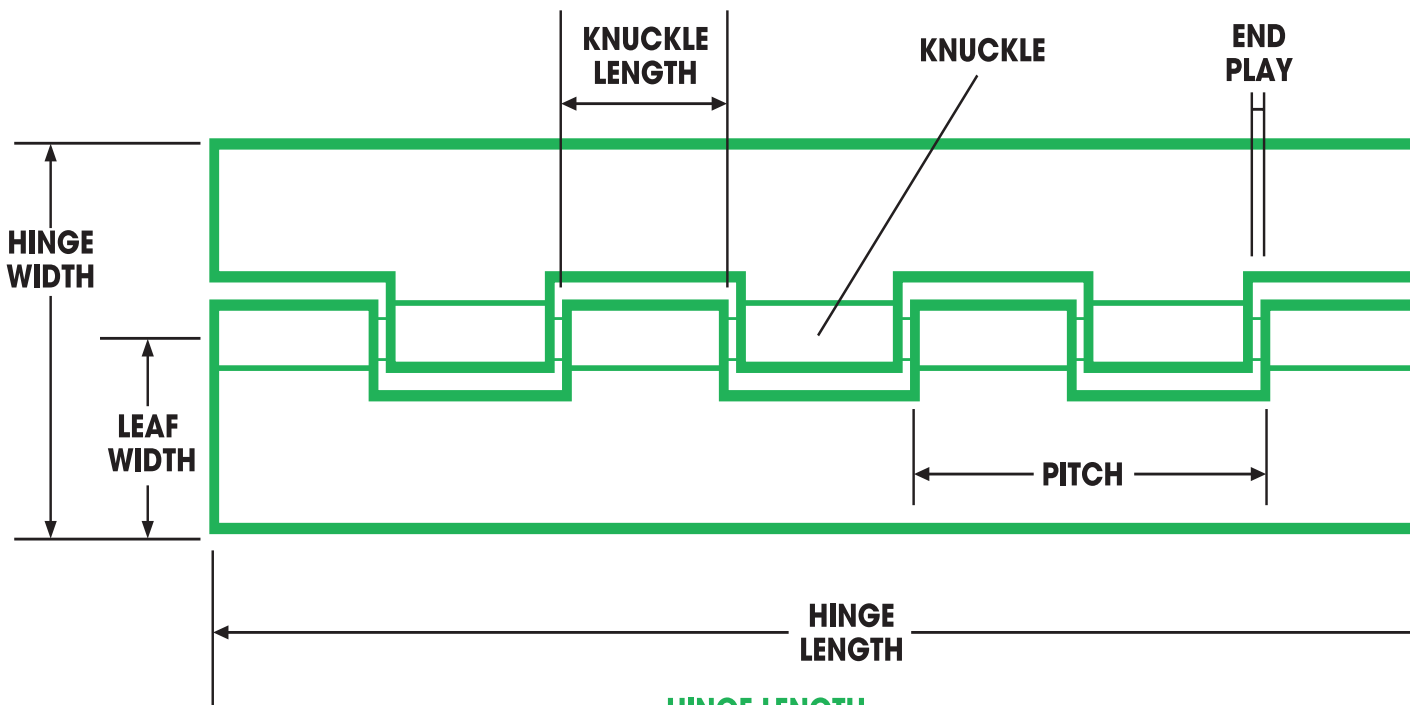
Rod running the length of the hinge. The pin holds the leaves of the hinge together.

**KNUCKLE**

The hollow circular part at the joint of a hinge through which a pin is passed. The knuckle is often called a loop, joint, node or curl.

**KNUCKLE LENGTH**

The nominal or typical dimension of the knuckle measured parallel to the pin.



**HINGE LENGTH**

The length of the leaves measured parallel to the pin.

**PITCH**

The dimension from a point on the knuckle to the same point on an adjacent knuckle on the same leaf.

**PAINT CLEARANCE**

The minimum dimension between the outer face of the knuckle and the opposing edge of the cutout over the hinge's entire range of pivotal movement.

**END PLAY**

The amount of axial movement between the leaves.

**PLAIN OR STANDARD ASSEMBLY**



This is a surface-type hinge. The leaves lie flat in the same plane when in the open position. Unless otherwise indicated, this type of hinge will be furnished.

**SWAGING**



The forming of one or both leaves toward or beyond the center of the pin. Swaging slightly increases leaf width.

**BOTH LEAVES HALF-SWAGED**



Both leaves are swaged approximately one-half the pin diameter with a minimum clearance between leaves when parallel.

**ONE LEAF HALF-SWAGED**



One leaf swaged one half the pin diameter.

**ONE LEAF FULL-SWAGED**



One leaf swaged equal to the pin diameter and both leaves parallel when in a closed position.

**REVERSE SWAGED**

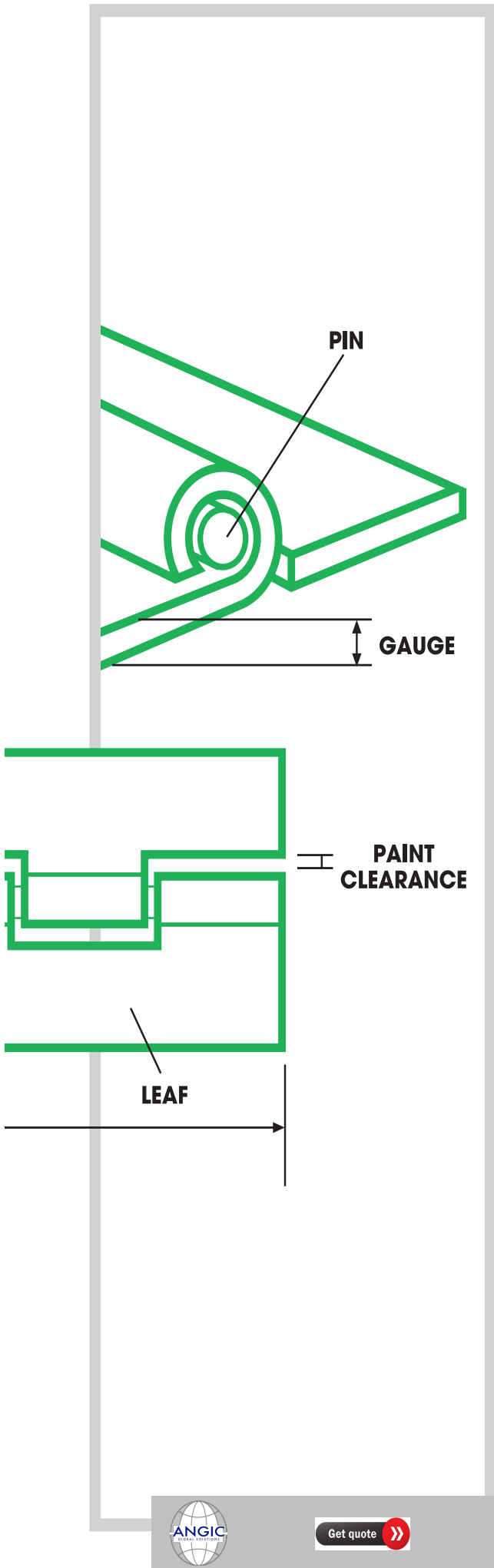


One leaf swaged to simulate reverse assembly. Leaves will not close to a parallel position.

**OFFSET**



Forming one or both leaves away from the center of the pin. Offsetting slightly decreases leaf width.



Get quote >>

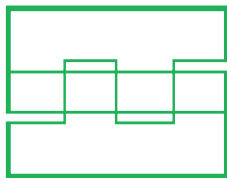
# SPECIAL HINGES

Marlboro prides itself in maintaining one of the nations largest inventories of continuous hinges, but we are even prouder of our ability to fabricate hinges to your specifications.

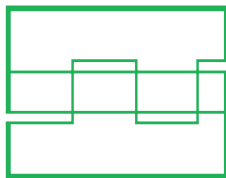
When you require a special hinge, please submit, along with your order or inquiry, a drawing or sketch with complete dimensions and information on how the hinge will be used.

## LENGTH

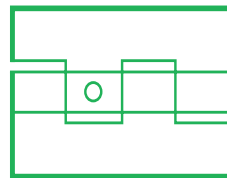
Continuous hinges can be cut to exact length as required. Hinges should, however, be designed to a length that is a multiple of the knuckle length to eliminate partial knuckles. If a partial knuckle length cannot be avoided, please keep the following points in mind: 1) partial knuckle lengths should be the same as or larger than the knuckle diameter; 2) when partial knuckles are required on both ends, they should be on the same leaf; 3) please be advised that continuous hinges with partial-end knuckles on one leaf may not rotate as freely as full-end knuckles.



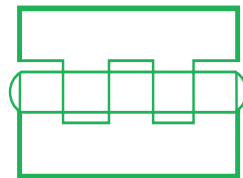
FULL-END KNUCKLE



PARTIAL-END KNUCKLE



FLUSH PIN STAKED



PIN SPUN BOTH ENDS

## PIN RETENTION

All Standard continuous hinges are stocked with loose pins and flush cut ends, with the exception of steel and stainless steel hinges in thicknesses of .025 and .035" which will be staked to retain the pin. The following are among the methods used to retain the pins.

### Flush pin staked

The most economical way to retain a pin is by staking it on the topside or backside of the knuckle.

### Pin spun both ends

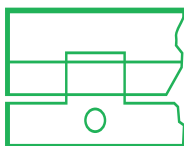
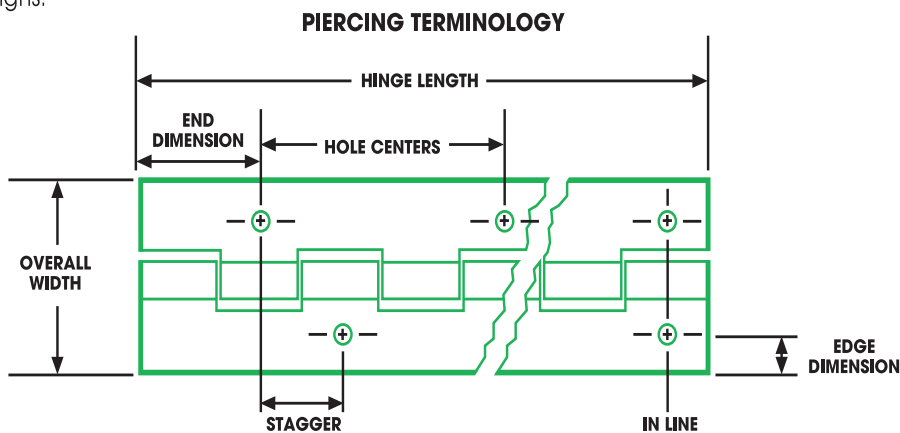
This method is normally used only for tamper-proofing or for applications with severe vibrations.

## PIN MATERIAL

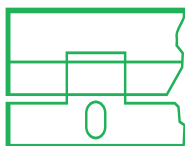
All standard hinges are supplied with like pin and leaf materials. However, any hinge can be ordered with a pin material different from its leaf material. For example, you may request steel hinges with brass pins.

## PIERCING

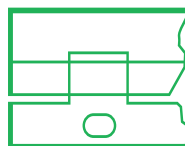
Many designs for piercing are available. When ordering or requesting a quotation, include: hinge dimensions, hole diameter and type, hole centers, edge dimensions and end dimensions. Ask about our standard hole patterns. Following are several common piercing designs:



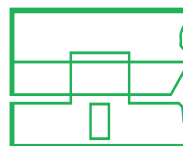
ROUND



OBROUND (VERTICAL)



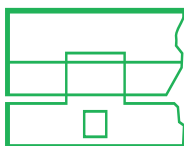
OBROUND (HORIZONTAL)



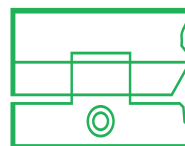
RECTANGULAR (VERTICAL)



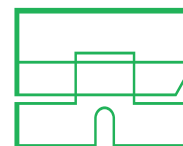
RECTANGULAR (HORIZONTAL)



SQUARE



COUNTERSUNK OR COINING



NOTCH-RADIUS END



NOTCH-SQUARE END

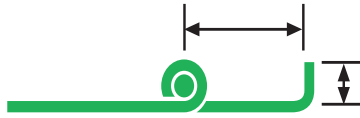
**Note:** Countersinking is the removal of metal, whereas coining is the displacement of metal, and in some cases will leave a slight bulge on the leaf edge.

**FORMED LEAVES**

Formed hinge leaves can be supplied in a variety of configurations (including those illustrated below). Dimensions should be taken from the pin center line and inside of forms. Unless otherwise indicated, the inside radius of a form is the same as the material thickness.



**BOTH LEAVES FORMED DOWN 90 DEGREES**



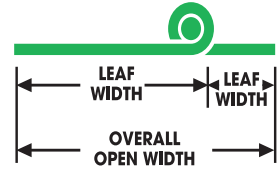
**ONE LEAF FORMED UP 90 DEGREES**



**BOTH LEAVES FORMED UP 90 DEGREES**

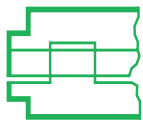
**UNEQUAL LEAVES**

Unequal leaves are available on all hinges. Widths are measured from the pin center line to the leaf's outer edge. For the most economy, unequal open width should be a product of a standard hinge width; however, unequal leaves with nonstandard widths are also available.

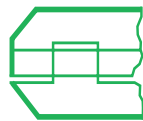


**NOTCHED LEAVES**

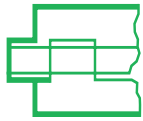
Some of the more commonly used designs:



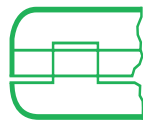
**CORNERS NOTCHED**



**ANGLED CORNERS**



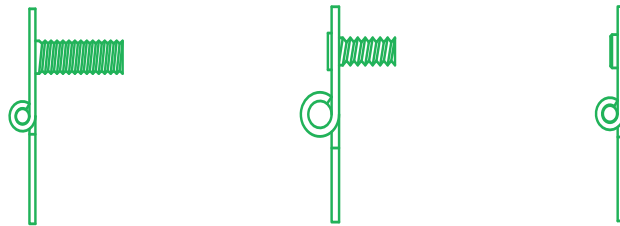
**COMPLETE CORNER NOTCH**



**RADIUS CORNERS**

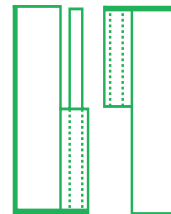
**FASTENERS**

Hinges can be pierced and installed with self-clinching fasteners per customer specifications.

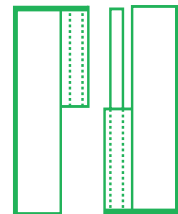


**SLIP-JOINT HINGES**

Slip-joint or "take-apart" hinges are normally used when requirements call for doors to be removed. Indicate right- or left-hand when ordering.

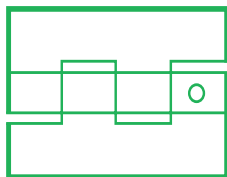


**LEFT-HAND**

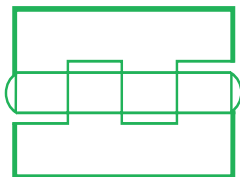


**RIGHT-HAND**

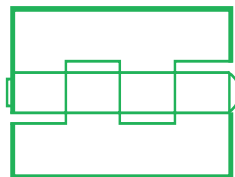
Our butt hinges come with either tight or loose pins, according to your specifications.



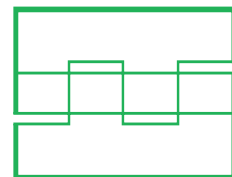
**TIGHT PIN - STAKED, FLUSH CUT**



**TIGHT PIN - SPUN BOTH ENDS**



**LOOSE PIN - SPUN ONE END ONLY**



**LOOSE PIN - NOT STAKED, FLUSH**

**FINISHES**

A variety of finishes are available upon request: Zinc, Nickel, Anodizing, Electropolishing, Powder or E Coating.

**Note:** Hinges will be plated assembled. Only hinges shipped to customers unassembled will be plated unassembled. Aluminum hinges cannot be anodized with brass or stainless steel pins.



Get quote >>

Angic Global Solutions

1-888-872-0690

<https://www.AngicGlobal.com> Sales@AngicGlobal.com

# Marlboro

MANUFACTURING, INC.

Marlboro Manufacturing prides itself in maintaining one of the nation's largest inventory of continuous hinges. But we also have the ability to fabricate your custom needs as well. Our in-house Tooling Department and Engineering Staff gives us the capabilities of customizing our standard items as well as fabricating to your special specifications.



From our standard Press Brakes to our automated Continuous Hinge Lines, Marlboro has the capabilities that others in the industry just can't offer. From Continuous to Custom let Marlboro be your "total" hinge source.

Please submit your Drawing, Sketch or Sample for quote. Most items will be quoted within 24 hours or less.




## CUSTOM FABRICATED HINGES

**LOOKING FOR A HINGE SOURCE? WHY NOT CALL A COMPANY THAT ACTUALLY FABRICATES WHAT IT SELLS.**



Custom Bending




Multi-Pin Hinge



Custom Laser Cutting






Custom Piercing




Custom Offsets




Custom Notching/Slots



Specialty Hinges



Unequal Leaf Hinges




Custom Built Hinges




Custom Forming/Bending



Springloaded Hinges




Custom Access Door Hinges



Custom Continuous Hinges




Custom Slip Joint Hinges



Multi Leaf Hinges

## CUSTOM CAPABILITIES

- Cut to Size
- Piercing (Holes & Slots)
- Countersunk or Coined Holes
- Plated/Painted Finishes
- Forming/Bending
- Notching
- Fastener Installation
- Welding
- Shearing
- Laser Cutting



# Marlboro

MANUFACTURING, INC.



Get quote 

11750 Marl

Angic Global Solutions

1-888-872-0690

<https://www.AngicGlobal.com> [Sales@AngicGlobal.com](mailto:Sales@AngicGlobal.com)

Phone  
**330-935-2445**  
Or  
**1-800-544-2038**  
Fax  
**330-935-2748**

[www.marlborohinge.com](http://www.marlborohinge.com)

[sales@marlborohinge.com](mailto:sales@marlborohinge.com)



11750 Marlboro Avenue, NE  
Alliance, Ohio 44601



Get quote 

Angic Global Solutions 1-888-872-0690  
<https://www.AngicGlobal.com> [Sales@AngicGlobal.com](mailto:Sales@AngicGlobal.com)

1/11