

GREENLITE

CABLE ACCESSORY CORPORATION




Get quote >>

Angic Global Solutions

1-888-872-0690

<https://www.AngicGlobal.com> Sales@AngicGlobal.com

GT	Nylon Cable Ties	4
GT	Nylon Cable Ties - Color	5
GS	Screw-Mount Cable Ties	6
GR	Releasable Cable Ties	6
GM	Marker (Identification) Cable Ties	7
GP	Push-Mount Cable Ties	7
GDL	Double-Loop Cable Ties	8
GBT	Beaded Ties	8
GMB	Adhesive-Backed Mounting Bases	9
GCM	Cradle Mounts	9
GCC	Cable Clamps	10
GTL	Twist Locks	10
GWN	Twist-On Wire Connectors - Spring Loaded	12
GWN	Twist-On Wire Connectors - Winged	13
GEC	Twist-On Wire Connectors - Easy-Cap	14
GAP	Twist-On Wire Connectors - All Plastic	14
GCE	Close-End Crimp Connectors	14
GPC	Push-in Wire Connectors	15
GTB	Terminal Blocks	15
GR	Rings - Vinyl	16
GR	Rings - Nylon	17
GS	Block Spades (non-flanged) - Vinyl	18
GS	Block Spades (non-flanged) - Nylon	19
GS1	Snap Spades (locking)	20
GS2	Block Spades (flanged)	20
GH	Hooks	21
GQS	Quick-Splice Disconnectors	21
GQF	Quick-Slides - Female	22
GQM	Quick-Slides - Male	22
GFQF	Fully Insulated Quick-Slides - Female	23
GFQM	Fully Insulated Quick-Slides - Male	23
GPB	Piggy-Backs	24
GFF	Flags	24
GBF	Bullets - Female	25
GBM	Bullets - Male	25
GB	Butt Splice Connectors - Vinyl	26
GB	Butt Splice Connectors - Nylon	26
U	Telecom Connectors - U Series	27
B	Telecom Connectors - B Series	27
PTFE	Teflon Tape	27
GTG	Cable Tie Fastening Tools	5
GWS	Power Tool Sockets (for GWN series)	12, 13
GCT	Crimping Tools	19
GMST	Crimping Tools (for U Series)	19



GREENLITE CABLE TIES & ACCESSORIES



NYLON CABLE TIES

- Miniature (18 lbs)
- Intermediate (40 lbs)
- Standard (50 lbs)
- Light Heavy Duty (120 lbs)
- Heavy Duty (175 lbs)

COLOR CABLE TIES

SCREW-MOUNT CABLE TIES

RELEASABLE CABLE TIES

MARKER (ID) CABLE TIES

PUSH-MOUNT CABLE TIES

DOUBLE-LOOP CABLE TIES

BEADED TIES

CABLE TIE MOUNTS

- 4-Way Adhesive-Backs
- Cradle Mounts
- Cable Clamps

TWIST-LOCKS

FASTENING TOOLS



Get quote >>

Angic Global Solutions

1-888-872-0690

<https://www.AngicGlobal.com> Sales@AngicGlobal.com



- UL Recognized
- Meets Military Specification
- Manufactured from 100% virgin-grade Nylon 6/6
- Self-extinguishing 94V-2
- Operating temperature range of -40°F (-4°C) to 185°F (85°C)
- Available in natural (code -9) or UV resistant black (code -0)



PART NUMBER	LENGTH <i>Inches (mm)</i>	WIDTH <i>Inches (mm)</i>	MAX BUNDLE DIAMETER <i>Inches (mm)</i>	MIN LOOP TENSILE STRENGTH	MIL SPEC	PACKAGING		
						STD.	BULK	
GT-18S1	3 1/8" (80)	0.10" (2.5)	5/8" (15)	<i>MINIATURE</i> 18 lbs (8.1 kg)	MS3367-4	100	1000	
GT-18S3	4" (100)	0.10" (2.5)	7/8" (22)			100	1000	
GT-18M1	5 1/2" (140)	0.10" (2.5)	1 3/8" (33)			100	1000	
GT-18M2	6 3/8" (160)	0.10" (2.5)	1 9/16" (40)			100	1000	
GT-18L	8" (200)	0.10" (2.5)	2" (53)			100	1000	
GT-40S	5 7/8" (150)	0.14" (3.6)	1 3/8" (35)	<i>INTERMEDIATE</i> 40 lbs (18.2 kg)	MS3367-5	100	1000	
GT-40M	8" (200)	0.14" (3.6)	2" (53)			100	1000	
GT-40L	11 1/2" (300)	0.14" (3.6)	3" (76)			100	1000	
GT-40L2	14 1/2" (370)	0.14" (3.6)	4" (102)			100	1000	
GT-50S1	6 3/8" (160)	0.19" (4.8)	1 1/2" (38)	<i>STANDARD</i> 50 lbs (23.0 kg)	MS3367-1	100	1000	
GT-50S2	7 3/8" (188)	0.19" (4.8)	1 4/5" (46)			100	1000	
GT-50M	11 1/2" (300)	0.19" (4.8)	3" (76)			MS3367-7	100	1000
GT-50L1	14 1/2" (370)	0.19" (4.8)	4" (102)			MS3367-2	100	500
GT-50L2	17" (430)	0.19" (4.8)	4 9/16" (110)			100	500	
GT-120S	8" (200)	0.30" (7.6)	1 15/16" (50)	<i>LIGHT HEAVY DUTY</i> 120 lbs (54.4 kg)	MS3367-3	100	100	
GT-120M	14 1/2" (368)	0.30" (7.6)	4" (102)			100	100	
GT-120M1	17 3/4" (450)	0.30" (7.6)	5 1/5" (132)			100	100	
GT-175S	20 3/4" (528)	0.35" (9.0)	5 1/2" (140)	<i>HEAVY DUTY</i> 175 lbs (79.4 kg)		100	100	
GT-175M	24" (609)	0.35" (9.0)	7" (178)			100	100	
GT-175L1	28" (710)	0.35" (9.0)	7 1/2" (190)			100	100	
GT-175L2	32" (812)	0.35" (9.0)	9 7/16" (239)			100	100	
GT-175L3	36" (912)	0.35" (9.0)	10 1/3" (263)			100	100	
GT-175L4	42" (1070)	0.35" (9.0)	12 3/5" (320)			100	100	
GT-175L5	48" (1220)	0.35" (9.0)	14 3/8" (365)			100	100	



NYLON CABLE TIES

GT | COLOR SERIES

The following GT nylon cable ties are available in the following colors:
(color codes in parentheses)

- Red (-2)
- Orange (-3)
- Yellow (-4)
- Green (-5)
- Blue (-6)
- Gray (-8)
- Fluorescent Pink (-FP)
- Fluorescent Orange (-FO)
- Fluorescent Yellow (-FY)



PART NUMBER	LENGTH <i>Inches (mm)</i>	WIDTH <i>Inches (mm)</i>	MAX BUNDLE DIAMETER <i>Inches (mm)</i>	MINIMUM LOOP TENSILE STRENGTH	PACKAGING	
					STD.	BULK
GT-18S3	4" (100)	0.10" (2.5)	7/8" (22)	18 lbs (8.1 kg)	100	1000
GT-50S2	7 3/8" (188)	0.19" (4.8)	1 4/5" (46)	50 lbs (22.2 kg)	100	1000
GT-50L1	14 1/2" (370)	0.19" (4.8)	4" (102)	50 lbs (22.2 kg)	100	500

CABLE TIE FASTENING TOOLS

GTG | SERIES



GTG-702 FASTENING GUN

An efficient hand tool for fastening cable ties. Tighten and cut off excessive length in a single, simple action. Finely adjustable tension control ensures accuracy for different tensile strengths. The GTG-702 is designed for nylon cable ties up to 50 lbs (0.19" widths).



GTG-HT519 FASTENING GUN

Designed for heavy-duty ties of 120+lb (0.30" widths or greater) tensile strength. Constructed of 100% metal, this durable hand tool will tighten and cut off excessive length. Use the GTG-HT519 to guarantee that your heavy-duty ties are securely fastened.

CABLE TIE WIDTH CHART

0.10" (18 lb)
0.14" (40 lb)
0.19" (50 lb)
0.30" (120 lb)
0.35" (175 lb)



Get quote >>

TIES | CABL

Angic Global Solutions

1-888-872-0690

5

<https://www.AngicGlobal.com> Sales@AngicGlobal.com

SCREW-MOUNT CABLE TIES

GS | SERIES



- UL Recognized
- Meets Military Specification
- Integrated screw hole head for mounting and securing
- Manufactured from 100% virgin-grade Nylon 6/6
- Self-extinguishing 94V-2
- Operating temperature range of -40°F (-4°C) to 185°F (85°C)
- Available in natural (code -9) or UV resistant black (code -0)



PART NUMBER	LENGTH <i>Inches (mm)</i>	WIDTH <i>Inches (mm)</i>	MAX BUNDLE DIAMETER <i>Inches (mm)</i>	MIN LOOP TENSILE STRENGTH	SCREW SIZE	PACKAGING	
						STD.	BULK
GS-18	4 3/8" (110)	0.10" (2.5)	3/4" (18)	18 lbs (8 kg)	#4	100	1000
GS-40	6" (156)	0.14" (3.6)	1 3/8" (35)	40 lbs (18 kg)	#8	100	1000
GS-50S	8" (205)	0.19" (4.8)	2" (54)	50 lbs (23 kg)	#10	100	1000
GS-50M	12 1/2" (300)	0.19" (4.8)	3" (79)		#10	100	1000
GS-50L	14 1/2" (370)	0.19" (4.8)	4" (102)		#10	100	100
GS-120	15" (380)	0.30" (7.6)	4 1/8" (104)	120 lbs (54 kg)	#10	100	100

RELEASABLE CABLE TIES

GR | SERIES



- UL Recognized
- Reusable design
- Simply press the tab at the head to release the lock
- Manufactured from 100% virgin-grade Nylon 6/6
- Self-extinguishing 94V-2
- Operating temperature range of -40°F (-4°C) to 185°F (85°C)
- Available in natural (code -9) or UV resistant black (code -0)




PART NUMBER	LENGTH <i>Inches (mm)</i>	WIDTH <i>Inches (mm)</i>	MAX BUNDLE DIAMETER <i>Inches (mm)</i>	MIN LOOP TENSILE STRENGTH	PACKAGING	
					STD.	BULK
GR-75S	7 7/8" (200)	0.30" (7.6)	2" (50)	50 lbs (23 kg)	100	100
GR-75M	11 3/4" (300)	0.30" (7.6)	3" (80)		100	100

MARKER (IDENTIFICATION) CABLE TIES

GM | SERIES

- UL Recognized
- Integrated marking pads
- Manufactured from 100% virgin-grade Nylon 6/6
- Self-extinguishing 94V-2
- Operating temperature range of -40°F (-4°C) to 185°F (85°C)



PART NUMBER	LENGTH <i>Inches (mm)</i>	WIDTH <i>Inches (mm)</i>	MAX BUNDLE DIAMETER <i>Inches (mm)</i>	MIN LOOP TENSILE STRENGTH	MARKING PAD SIZE <i>L X W (inches)</i>	PACKAGING	
						STD.	BULK
GM-18	3 7/8" (205)	0.10" (2.5)	3/4" (20)	18 lbs (8 kg)	0.3" x 1"	100	1000
GM-50S	8 5/8" (220)	0.19" (4.8)	1 5/8" (43)	50 lbs (23 kg)	1.1" x 0.5"	100	1000
GM-50M	11 3/4" (300)	0.19" (4.8)	2 3/4" (70)		1.1" x 0.5"	100	100
GM-50L	14 1/2" (370)	0.19" (4.8)	3 1/2" (88)		1.1" x 0.5"	100	100

PUSH-MOUNT CABLE TIES

GP | SERIES



- UL Recognized
- Designed to mount in panel holes
- Two mount head designs available
- Manufactured from 100% virgin-grade Nylon 6/6
- Self-extinguishing 94V-2
- Operating temperature range of -40°F (-4°C) to 185°F (85°C)



PART NUMBER	LENGTH <i>Inches (mm)</i>	WIDTH <i>Inches (mm)</i>	MAX BUNDLE DIAMETER <i>Inches (mm)</i>	HOLE DIAMETER <i>Inches (mm)</i>	PANEL THICKNESS <i>Inches (mm)</i>	MIN LOOP TENSILE STRENGTH	PACKAGING	
							STD.	BULK
GP-50	7 5/8 (195)	0.19" (4.8)	1.77" (45)	0.252 (6.4)	0.126" (3.2)	50 lbs (23 kg)	100	100
GP-50A	7 7/8 (200)	0.19" (4.8)	1.81" (46)	0.248 (6.3)	0.141" (3.6)		100	100



Get quote >>

LE TIES | PL

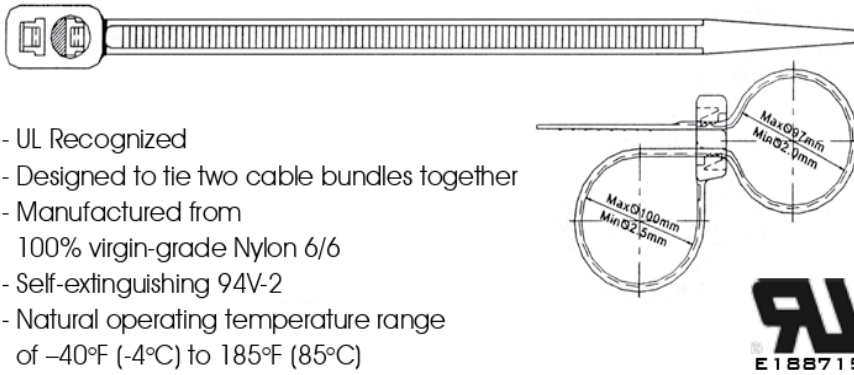
Angic Global Solutions

1-888-872-0690

<https://www.AngicGlobal.com> Sales@AngicGlobal.com

DOUBLE LOOP CABLE TIES

GDL | SERIES



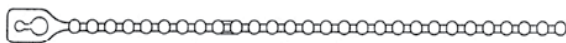
- UL Recognized
- Designed to tie two cable bundles together
- Manufactured from 100% virgin-grade Nylon 6/6
- Self-extinguishing 94V-2
- Natural operating temperature range of -40°F (-4°C) to 185°F (85°C)



PART NUMBER	LENGTH <i>Inches (mm)</i>	WIDTH <i>Inches (mm)</i>	MAX BUNDLE DIAMETERS <i>Inches (mm)</i>	MIN LOOP TENSILE STRENGTH	PACKAGING	
					STD.	BULK
GDL-50S	7 7/8" (200)	0.19" (4.8)	1.85" (47) + 1.77" (45)	50 lbs (23 kg)	100	100
GDL-50M	11 4/5" (300)	0.19" (4.8)	2.83" (72) + 2.76" (70)		100	100
GDL-50L	14 1/2" (370)	0.19" (4.8)	3.94" (100) + 3.82" (97)		100	100

BEADED TIES

GBT | SERIES



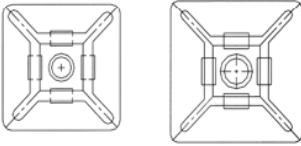
- UL Recognized
- Quickly secure and release bundles
- Manufactured from 100% virgin-grade Nylon 6/6
- Self-extinguishing 94V-2
- Operating temperature range of -40°F (-4°C) to 185°F (85°C)



PART NUMBER	LENGTH <i>Inches (mm)</i>	MAX BUNDLE DIAMETER <i>Inches (mm)</i>	MIN LOOP TENSILE STRENGTH	PACKAGING	
				STD.	BULK
GBT-100	4 1/5" (105)	1 1/8" (29)	8.8 lbs (4 kg)	100	1000

ADHESIVE-BACKED MOUNTING BASES

GMB | SERIES



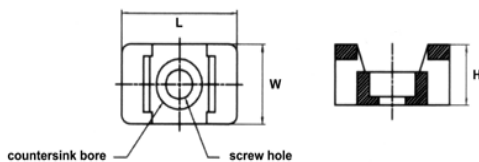
- For attaching bundles to flat surfaces via adhesive backing
- Four way tie insertion, allowing for ties to be easily mounted from any of the four sides
- Integrated centered screw mount hole for optional screw mounting
- Manufactured from 100% virgin-grade Nylon 6/6
- Complete stock in natural (code -9) or UV resistant black (code -0)



PART NUMBER	MOUNTING TYPE	DIMENSIONS <i>L X W X H</i> Inches (mm)	Cable Ties Accepted (Width) Inches (mm)	PACKAGING	
				STD.	BULK
GMB-4A	4 way adhesive & #4 screw	0.75" x 0.75" x 0.21" (19 x 19 x 5.3)	up to 0.14" (3.6)	100	1000
GMB-4AS	4 way adhesive & #10 screw	1.1" x 1.1" x 0.28" (19 x 19 x 5.3)	Up to 0.19" (4.8)	100	500

CRADLE MOUNTS

GCM | SERIES



- Low-profile cradle design with thick and strong support arms
- Integrated screw hole for secure screw mounting
- Manufactured from 100% virgin-grade Nylon 6/6
- Self-extinguishing 94V-2
- Natural operating temperature range of -40°F (-4°C) to 185°F (85°C)



PART NUMBER	MOUNTING TYPE	DIMENSIONS <i>L X W X H</i> Inches (mm)	Cable Ties Accepted (Width) Inches (mm)	PACKAGING	
				STD.	BULK
GCM-S	#6 screw (0.276" countersink bore)	0.587 x 0.374 x 0.283 (14.9 x 9.5 x 7.2)	up to 0.19 (4.8)	100	1000
GCM-L	#10 screw (0.378" countersink bore)	0.862 x 0.634 x 0.382 (21.9 x 16.1 x 9.7)	Up to 0.35" (9.0)	100	500



Get quote >>

OUNTING BA

Angic Global Solutions

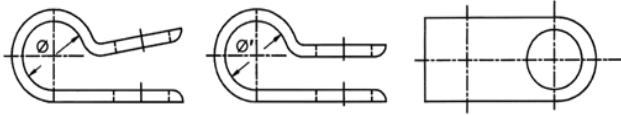
1-888-872-0690

9

<https://www.AngicGlobal.com> Sales@AngicGlobal.com

CABLE CLAMPS

GCC | SERIES




- Insert cables in and clamp down with a screw
- Screw-mounts to any hard surface
- Open design for easy cable entry
- Manufactured from 100% virgin-grade Nylon 6/6
- Self-extinguishing 94V-2
- Operating temperature range of -40°F (-4°C) to 185°F (85°C)
- Available in natural (code -9) or UV resistant black (code -0)



PART NUMBER	MAX BUNDLE DIAMETER <i>Inches (mm)</i>	LENGTH <i>Inches (mm)</i>	WIDTH <i>Inches (mm)</i>	THICKNESS <i>Inches (mm)</i>	SCREW SIZE	PACKAGING	
						STD.	BULK
GCC-18	1/8" (3.2)	0.63" (16.0)	0.36" (9.1)	0.059" (1.5)	#10	100	1000
GCC-316	3/16" (4.8)	0.73" (18.5)	0.36" (9.1)		#10	100	1000
GCC-14	1/4" (6.4)	0.77" (19.6)	0.36" (9.1)		#10	100	1000
GCC-516	5/16" (8.0)	0.83" (21.1)	0.36" (9.1)		#10	100	1000
GCC-38	3/8" (9.5)	0.88" (22.6)	0.36" (9.2)		#10	100	1000
GCC-12	1/2" (12.7)	1.12" (28.5)	0.50" (12.7)		#10	100	1000
GCC-916	9/16" (14.3)	1.20" (30.5)	0.50" (12.7)		#10	100	1000
GCC-34	3/4" (19.1)	1.43" (36.3)	0.50" (12.7)		#10	100	1000
GCC-118	1 1/8" (28.6)	1.83" (46.5)	0.50" (12.7)		#10	100	1000

TWIST LOCKS

GTL | SERIES



- "Purse-lock" style clamp for extremely fast bundling and unbundling
- Excellent for cable organization
- Manufactured from 100% virgin-grade Nylon 6/6
- Self-extinguishing 94V-2
- Operating temperature range of -40°F (-4°C) to 185°F (85°C)



PART NUMBER	MAX BUNDLE DIAMETER <i>Inches (mm)</i>	LENGTH <i>Inches (mm)</i>	COLOR	PACKAGING	
				STD.	BULK
GTL-E	0.18" (4.5)	0.83" (21.0)	Natural	100	1000
GTL-G	0.41" (10.5)	1.22" (30.9)	Natural	100	1000
GTL-H	0.55" (14.0)	1.38" (35.1)	Natural	100	1000
GTL-K	0.87" (22.0)	1.79" (45.5)	Natural	100	1000

GREENLITE

10



Get quote >>

T LOCKS

Angic Global Solutions

1-888-872-0690

<https://www.AngicGlobal.com> Sales@AngicGlobal.com

GREENLITE TERMINALS & CONNECTORS



TWIST-ON WIRE CONNECTORS

- Spring-loaded Connectors
- Winged Connectors
- Easy-Cap Connectors
- All-Plastic Connectors



PUSH-IN WIRE CONNECTORS TERMINAL BLOCKS

CRIMP TERMINALS

- Ring Terminals
- Spade (Fork) Terminals
- Snap Spade Terminals
- Flanged Block Spade Terminals
- Hook Terminals
- Quick-Splice Disconnectors
- Quick-Slide Terminals
- Fully Insulated Quick-Slides
- Piggy-Back Terminals
- Fully Insulated Flag Terminals
- Bullet Terminals



CRIMP CONNECTORS

- Close End (Bell) Connectors
- Butt Splice Connectors
- Telecom Connectors



CRIMPING TOOLS

TEFLON TAPE

RoHS
COMPLIANT



Get quote >>

Angic Global Solutions

1-888-872-0690

<https://www.AngicGlobal.com> Sales@AngicGlobal.com

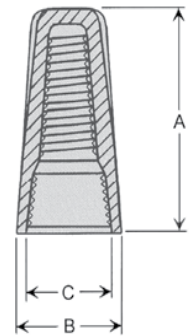


TWIST-ON WIRE CONNECTORS | **GWN** | **SPRING-LOADED SERIES**



GWN Spring-Loaded Twist-On Wire Connectors features:

- UL Listed, CSA Approved components
- Flame retardant thermoplastic insulation shell
- Fixed internal wire spring secures connection with optimum conductivity
- Anti-slip gripping ribs for improved twisting efficiency and comfort
- Deep skirt, offering superior protection against shorts and flashovers
- Threaded funnel entry smoothly guides wires into the connector



PART NUMBER	COLOR	A (in/mm)	B (in/mm)	C (in/mm)	A.W.G.	VOLTAGE	TEMP (°C / °F)	PACKAGING	
								STD. [†]	BULK
GWN-G	Grey	0.598 15.2	0.339 8.6	0.264 6.7	22-14	300V	105 / 221	100	1000
GWN-HTG	Black (Hi Temp)	0.598 15.2	0.339 8.6	0.264 6.7	22-14	300V	150 / 302	100	1000
GWN-B	Blue	0.693 17.6	0.386 9.8	0.276 7.0	22-14	300V	105 / 221	100	1000
GWN-O	Orange	0.862 21.9	0.480 12.2	0.390 9.9	22-14	600V*	105 / 221	100	1000
GWN-O-F	Orange (full barrel)	0.866 22.0	0.480 12.2	0.390 9.9	22-14	600V*	105 / 221	100	1000
GWN-HTO	Black (Hi Temp)	0.866 22.0	0.480 12.2	0.390 9.9	22-14	300V	150 / 302	100	1000
GWN-Y	Yellow	0.937 23.8	0.551 14.0	0.441 11.2	22-10	600V*	105 / 221	100	500
GWN-R	Red	1.047 26.6	0.630 16.0	0.504 12.8	22-8	600V*	105 / 221	100	500

* Square cross-sectional wire spring. Rated 1,000V maximum in lighting fixtures and signs.
[†] Retail boxes are available for a nominal surcharge.



GWS | **POWER TOOL SOCKETS**

Our GWS twist-on wire connector sockets attach to any standard 1/4" hexbits (like those on conventional power tools), allowing for quick and secure twist-on fastening.

The **GWS-1** is designed to accommodate the following Greenlite GWN series connectors: G, B, O, and HTG

The **GWS-2** is designed to accommodate the following Greenlite GWN series connectors: O-F, Y, R, and HTO



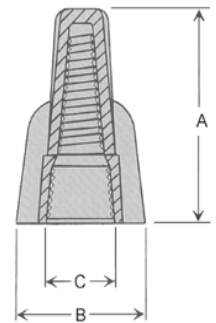


TWIST-ON WIRE CONNECTORS **GWN** | WINGED SERIES



GWN Winged Twist-On Wire Connectors features:

- UL Listed, CSA Approved components
- Flame retardant thermoplastic insulation shell
- Fixed internal wire spring secures connection with optimum conductivity
- Anti-slip winged grips for better twisting efficiency and comfort
- Deep skirt, offering superior protection against shorts and flashovers
- Threaded funnel entry smoothly guides wires into the connector



PART NUMBER	COLOR	A (in/mm)	B (in/mm)	C (in/mm)	A.W.G.	VOLTAGE	TEMP (°C / °F)	PACKAGING	
								STD. [†]	BULK
GWN-11	Yellow	1.016 25.8	0.717 18.2	0.386 9.8	18-10	600V UL* 300V CSA	105 / 221	100	500
GWN-12	Tan	1.142 29.0	0.720 18.3	0.457 11.6	22-8	600V UL* 300V CSA	105 / 221	100	500
GWN-13	Red	1.252 31.8	0.906 23.0	0.531 13.5	18-8	600V UL* 300V CSA	105 / 221	100	500
GWN-15	Grey	1.311 33.3	1.000 25.5	0.587 14.9	18-8	600V	105 / 221	100	250
GWN-17	Blue	1.575 40.0	1.260 32.0	0.740 18.8	14-6	600V	105 / 221	100	100
GWN-99	Green	1.134 28.8	0.795 20.2	0.476 12.1	14-10	GROUNDING CONNECTOR <i>with built-in through-port</i>		100	500

* Square cross-sectional wire spring. Rated 1,000V maximum in lighting fixtures and signs.
[†] Retail boxes are available for a nominal surcharge



GWS | POWER TOOL SOCKETS

Our GWS twist-on wire connector sockets attach to any standard 1/4" hexbits (like those on conventional power tools), allowing for quick and secure twist-on fastening.

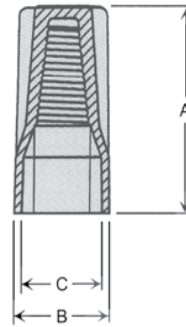
The **GWS-3** is designed to accommodate the following Greenlite GWN series connectors: 11, 12, 13, 15, and 99

TWIST-ON WIRE CONNECTORS

GEC | EASY-CAP SERIES

GEC Easy-Cap Twist-On Wire Connectors features:

- UL Listed, CSA Approved components
- Fixed internal wire spring secures connection with optimum conductivity
- UL 94-V2 Flame retardant thermoplastic insulation shell
- Full length "easy" winged design provides firm and comfortable twisting
- Deep skirt for superior protection against shorts and flashovers




PART NUMBER	COLOR	A (in/mm)	B (in/mm)	C (in/mm)	A.W.G.	VOLTAGE	TEMP (°C / °F)	PACKAGING	
								STD.	BULK
GEC-N1	Yellow	0.992 25.2	0.492 12.5	0.429 10.9	22-10	600V*	105 / 221	100	500
GEC-N2	Red	1.161 29.5	0.583 14.8	0.520 13.2	22-6	600V*	105 / 221	100	500

* Rated 1,000V maximum in lighting fixtures and signs

TWIST-ON WIRE CONNECTORS

GAP | ALL PLASTIC SERIES

PART NUMBER	COLOR	A (in/mm)	B (in/mm)	C (in/mm)	A.W.G.	VOLTAGE	TEMP (°C / °F)	PACKAGING	
								STD.	BULK
GAP-1	Yellow	0.563 14.3	0.339 8.6	0.256 6.5	22-16	300V	105 / 221	100	1000
GAP-2	Ivory	0.677 17.2	0.394 10.00	0.311 7.9	22-16	300V	105 / 221	100	1000
GAP-3	Ivory	0.874 22.2	0.437 11.1	0.358 9.1	22-14	600V	105 / 221	100	1000



CLOSE-END CRIMP CONNECTORS

GCE | SERIES

PART NUMBER	A.W.G.	VOLTAGE	TEMP (°C / °F)	LENGTH (A) (in/mm)	BOTTOM (B) DIAMETER (in/mm)	BARREL (C) DIAMETER (in/mm)	PACKAGING	
							STD.	BULK
GCE-1	22-18	300V	105 (221)	0.709 18.0	0.307 7.8	0.102 2.6	100	1000
GCE-2	22-14	300V		0.776 19.7	0.374 9.5	0.118 3.0	100	1000
GCE-5	22-10	300V		1.004 25.5	0.492 12.5	0.157 4.0	100	1000
GCE-8	16-10	300V 600V CSA		1.091 27.7	0.575 14.6	0.209 5.3	100	500

GREENLITE

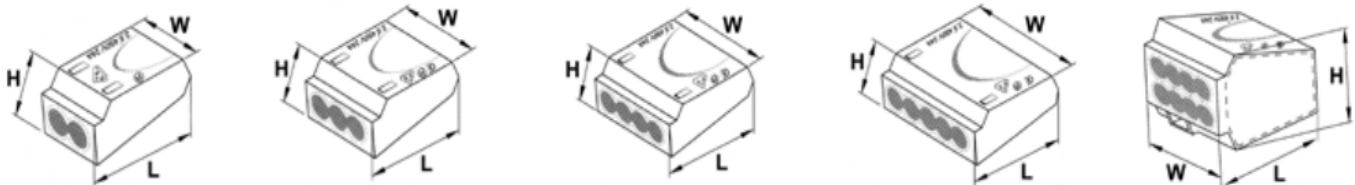



PUSH-IN WIRE CONNECTORS

GPC | SERIES

GPC Push-In Wire Connectors features:

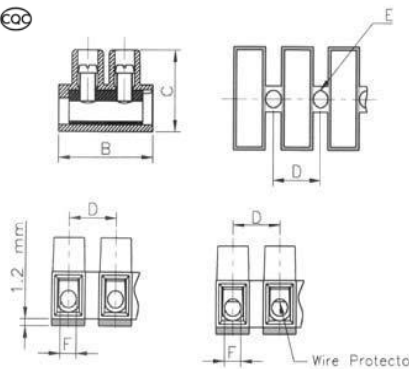
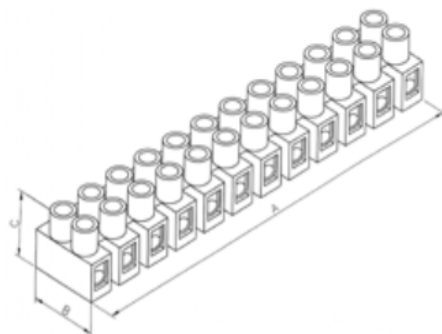
- UL Listed
- Simply insert wires into the poles for a quick and secure wire connection; No twisting or crimping.
- Compact flame-retardant thermoplastic insulation shell
- 30A, 110 °C (230 °F), 600V (1000V in fixtures and signs)
- Rear mounted test ports to test current continuity
- Highly conductive, tin-plated internal copper bus
- Clear side panel for easy inspection



PART NUMBER	COLOR	NUMBER of POLLS	ACCEPTED WIRE RANGE	DIMENSIONS L x W x H (in/mm)	POLE DIAMETER (in/mm)	PACKAGING	
						STD.	BULK
GPC-252	Red	2	22-12 AWG Solid or tinned stranded	0.77 x 0.41 x 0.37 19.5 x 10.5 x 9.5	0.1 (2.5)	100	500
GPC-253	Orange	3	22-12 AWG Solid or tinned stranded	0.78 x 0.53 x 0.37 19.7 x 13.5 x 9.5		100	500
GPC-254	Yellow	4	22-12 AWG Solid or tinned stranded	0.78 x 0.68 x 0.374 19.7 x 17.2 x 9.5		100	500
GPC-255	Gray	5	22-12 AWG Solid or tinned stranded	0.78 x 0.83 x 0.37 19.7 x 21.1 x 9.5		100	500
GPC-258	Black	8	22-12 AWG Solid or tinned stranded	0.78 x 0.69 x 0.66 19.7 x 17.5 x 16.8		100	250

TERMINAL BLOCKS

GTB | SERIES



PART NUMBER	A.W.G.	AMP	VOLT.	SCREW SIZE	DIMENSIONS (in/mm)					
					A	B	C	D	E	F
GTB-8	22-12	20A	600V	M2.6 x 5	3.74 96.2	0.67 17.0	0.57 14.5	0.32 8.0	0.11 2.9	0.11 2.9
GTB-10	22-10	30A	600V	M3.0 x 6	4.63 117.0	0.80 20.2	0.67 17.0	0.39 10	0.14 3.6	0.13 3.2
GTB-12	22-10	35A	600V	M3.5 X 7	5.54 140.7	0.94 23.8	0.75 19.0	0.48 12.2	0.15 3.8	0.15 3.9
GTB-14	20-8	50A	600V	M4.0 x 9	6.22 158.0	1.01 25.6	1.0 25.2	0.53 13.5	0.17 4.3	0.19 4.8



Get quote >>

CONNECTOR

Angic Global Solutions

1-888-872-0690

15

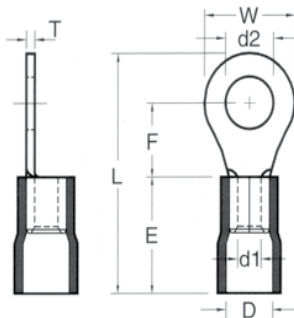
<https://www.AngicGlobal.com> Sales@AngicGlobal.com

RINGS

GR | VINYL SERIES

Maximum Electrical Current:

22-16 A.W.G.: 19 amperes
 16-14 A.W.G.: 27 amperes
 12-10 A.W.G.: 48 amperes



Maximum Electrical Rating:

75 °C (167 °F)
 600 volts

Insulation Material: Vinyl

Terminal Material: Copper (tin-plated)

WIRE RANGE A.W.G.	PART NUMBER	STUD SIZE		DIMENSIONS (inches/mm)						BULK QTY	
		d2		W	F	L	E	D	d1		T
22-16	GR-R6V	#6	0.146 3.7	0.216 5.5	0.197 5.0	0.689 17.5	0.394 10.0	0.157 4.0	0.067 1.7	0.030 0.75	1000
	GR-R8V	#8	0.169 4.3	0.315 8.0	0.276 7.0	0.819 20.8					1000
	GR-R10V	#10	0.209 5.3	0.315 8.0	0.276 7.0	0.819 20.8					1000
	GR-R14V	1/4"	0.252 6.4	0.457 11.6	0.433 11.0	1.055 26.8					1000
16-14	GR-B6V	#6	0.146 3.7	0.260 6.6	0.189 4.8	0.701 17.8	0.394 10.0	0.177 4.5	0.091 2.3	0.031 0.8	1000
	GR-B8V	#8	0.169 4.3	0.335 8.5	0.307 7.8	0.858 21.8					1000
	GR-B10V	#10	0.209 5.3	0.374 9.5	0.287 7.3	0.858 21.8					1000
	GR-B14V	1/4"	0.252 6.4	0.472 12.0	0.433 11.0	1.055 26.8					1000
	GR-B516V	5/16"	0.331 8.4	0.472 12.0	0.433 11.0	1.055 26.8					1000
	GR-B38V	3/8"	0.413 10.5	0.535 13.6	0.547 13.9	1.201 30.5					1000
12-10	GR-Y6V	#6	0.146 3.7	0.283 7.2	0.240 6.1	0.894 22.7	0.512 13.0	0.248 6.3	0.134 3.4	0.039 1.0	1000
	GR-Y8V	#8	0.169 4.3	0.374 9.5	0.358 9.1	1.047 26.6					1000
	GR-Y10V	#10	0.209 5.3	0.374 9.5	0.358 9.1	1.047 26.6					1000
	GR-Y14V	1/4"	0.252 6.4	0.472 12.0	0.413 10.5	1.167 29.5					1000
	GR-Y516V	5/16"	0.331 8.4	0.591 15.0	0.531 13.5	1.339 34.0					1000
	GR-Y38V	3/8"	0.413 10.5	0.591 15.0	0.531 13.5	1.339 34.0					1000
	GR-Y12V	1/2"	0.512 13.0	0.756 19.2	0.756 19.2	1.520 38.6					1000

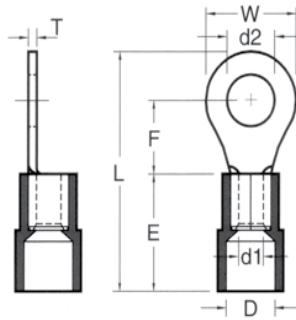


RINGS

GR | NYLON SERIES

Maximum Electrical Current:

22-16 A.W.G.: 19 amperes
 16-14 A.W.G.: 27 amperes
 12-10 A.W.G.: 48 amperes



Maximum Electrical Rating:

105 °C (221 °F)
 600 volts

Insulation Material: Nylon

Terminal Material: Copper (tin-plated)

WIRE RANGE A.W.G.	PART NUMBER	STUD SIZE		DIMENSIONS (inches/mm)						BULK QTY	
		d2	W	F	L	E	D	d1	T		
22-16	GR-R6N	#6	0.146 3.7	0.216 5.5	0.197 5.0	0.728 18.5	0.433 11.0	0.157 4.0	0.067 1.7	0.030 0.75	1000
	GR-R8N	#8	0.169 4.3	0.315 8.0	0.276 7.0	0.858 21.8					1000
	GR-R10N	#10	0.209 5.3	0.315 8.0	0.276 7.0	0.858 21.8					1000
	GR-R14N	1/4"	0.252 6.4	0.457 11.6	0.433 11.0	1.094 27.8					1000
16-14	GR-B6N	#6	0.146 3.7	0.260 6.6	0.189 4.8	0.740 18.8	0.433 11.0	0.177 4.5	0.091 2.3	0.031 0.8	1000
	GR-B8N	#8	0.169 4.3	0.335 8.5	0.307 7.8	0.898 22.8					1000
	GR-B10N	#10	0.209 5.3	0.374 9.5	0.287 7.3	0.898 22.8					1000
	GR-B14N	1/4"	0.252 6.4	0.472 12.0	0.433 11.0	1.094 27.8					1000
	GR-B516N	5/16"	0.331 8.4	0.472 12.0	0.433 11.0	1.094 27.8					1000
	GR-B38N	3/8"	0.413 10.5	0.535 13.6	0.547 13.9	1.240 31.5					1000
12-10	GR-Y8N	#8	0.169 4.3	0.374 9.5	0.358 9.1	1.047 26.6	0.512 13.0	0.252 6.4	0.134 3.4	0.039 1.0	1000
	GR-Y10N	#10	0.209 5.3	0.374 9.5	0.358 9.1	1.047 26.6					1000
	GR-Y14N	1/4"	0.252 6.4	0.472 12.0	0.413 10.5	1.167 29.5					1000
	GR-Y516N	5/16"	0.331 8.4	0.591 15.0	0.531 13.5	1.339 34.0					1000
	GR-Y38N	3/8"	0.413 10.5	0.591 15.0	0.531 13.5	1.339 34.0					1000
	GR-Y12N	1/2"	0.512 13.0	0.756 19.2	0.756 19.2	1.520 38.6					1000



Get quote »

Angic Global Solutions

1-888-872-0690

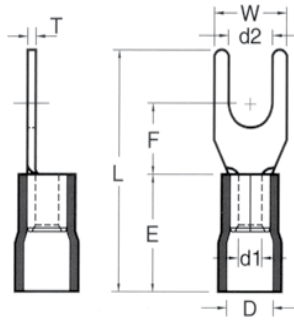
<https://www.AngicGlobal.com> Sales@AngicGlobal.com

BLOCK SPADES (NON-FLANGED)

GS | VINYL SERIES

Maximum Electrical Current:

- 22-16 A.W.G.: 19 amperes
- 16-14 A.W.G.: 27 amperes
- 12-10 A.W.G.: 48 amperes



Maximum Electrical Rating:

- 75 °C (167 °F)
- 600 volts

Insulation Material: Vinyl

Terminal Material: Copper (tin-plated)

WIRE RANGE A.W.G.	PART NUMBER	STUD SIZE	DIMENSIONS (inches/mm)								BULK QTY
			d2	W	F	L	E	D	d1	T	
22-16	GS-R6V	#6	0.146 3.7	0.252 6.4	0.256 6.5	0.827 21.0	0.394 10.0	0.157 4.0	0.067 1.7	0.030 0.75	1000
	GS-R8V	#8	0.169 4.3	0.283 7.2	0.256 6.5	0.827 21.0					1000
	GS-R10V	#10	0.209 5.3	0.374 9.5	0.256 6.5	0.827 21.0					1000
16-14	GS-B6V	#6	0.146 3.7	0.236 6.0	0.256 6.5	0.827 21.0	0.394 10.0	0.177 4.5	0.091 2.3	0.031 0.8	1000
	GS-B8V	#8	0.169 4.3	0.283 7.2	0.256 6.5	0.827 21.0					1000
	GS-B10V	#10	0.209 5.3	0.366 9.3	0.256 6.5	0.827 21.0					1000
12-10	GS-Y8V	#8	0.169 4.3	0.354 9.0	0.276 7.0	1.004 25.5	0.512 13.0	0.248 6.3	0.134 3.4	0.039 1.0	1000
	GS-Y10V	#10	0.209 5.3	0.354 9.0	0.276 7.0	1.004 25.5					1000

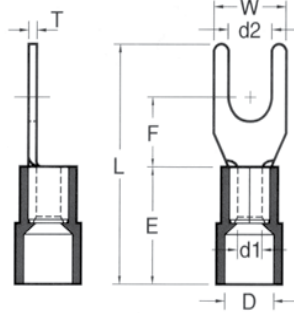


BLOCK SPADES (NON-FLANGED)

GS | NYLON SERIES

Maximum Electrical Current:

22-16 A.W.G.: 19 amperes
 16-14 A.W.G.: 27 amperes
 12-10 A.W.G.: 48 amperes



Maximum Electrical Rating:

105 °C (221 °F)
 600 volts

Insulation Material: Nylon

Terminal Material: Copper (tin-plated)

WIRE RANGE A.W.G.	PART NUMBER	STUD SIZE	DIMENSIONS (inches/mm)								BULK QTY
			d2	W	F	L	E	D	d1	T	
22-16	GS-R6N	#6	0.146 3.7	0.252 6.4	0.256 6.5	0.866 22.0	0.433 11.0	0.157 4.0	0.067 1.7	0.030 0.75	1000
	GS-R8N	#8	0.169 4.3	0.283 7.2	0.256 6.5	0.866 22.0					1000
	GS-R10N	#10	0.209 5.3	0.374 9.5	0.256 6.5	0.866 22.0					1000
16-14	GS-B6N	#6	0.146 3.7	0.236 6.0	0.256 6.5	0.866 22.0	0.433 11.0	0.177 4.5	0.091 2.3	0.031 0.8	1000
	GS-B8N	#8	0.169 4.3	0.283 7.2	0.256 6.5	0.866 22.0					1000
	GS-B10N	#10	0.209 5.3	0.366 9.3	0.256 6.5	0.866 22.0					1000
12-10	GS-Y8N	#8	0.169 4.3	0.354 9.0	0.276 7.0	1.004 25.5	0.512 13.0	0.248 6.3	0.134 3.4	0.039 1.0	1000
	GS-Y10N	#10	0.209 5.3	0.354 9.0	0.276 7.0	1.004 25.5					1000

CRIMPING TOOLS



GCT-2001 | CRIMPING TOOL

An affordable 4-way crimping and stripping tool designed for use with 22-10 AWG crimp terminals and connectors. The GCT-2001 features color coded crimping pliers, AWG-numbered wire insulation strippers, and integrated wire cutter. This tool can be used with all Greenlite crimp products. Total length: 8".



GMST-07 | PLIER

A high quality crimping plier designed specifically for use with UR, UY, and UB telecom connectors (see page 27). The GMST-07 features parallel crimping action at point of contact for the most secure crimp for telecom connectors. May also be used for crimping our entire line of crimp terminals and connectors. Total length: 5 1/2"



Get quote >>

BLOCK SPADES (NON-FLANGED)

Angic Global Solutions

1-888-872-0690

<https://www.AngicGlobal.com> Sales@AngicGlobal.com

SNAP SPADES (LOCKING)

GS1 | SERIES

Maximum Electrical Current:

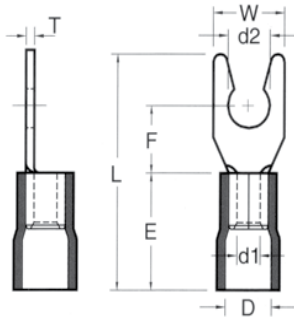
22-16 A.W.G.: 19 amperes
16-14 A.W.G.: 27 amperes

Maximum Electrical Rating:

75 °C (167 °F)
600 volts

Insulation Material: Vinyl

Terminal Material: Copper (tin-plated)



WIRE RANGE A.W.G.	PART NUMBER	STUD SIZE	DIMENSIONS (inches/mm)								BULK QTY
			d2	W	F	L	E	D	d1	T	
22-16	GS1-R6V	#6	0.146 3.7	0.252 6.4	0.256 6.5	0.827 21.0	0.394 10.0	0.157 4.0	0.067 1.7	0.030 0.75	1000
	GS1-R8V	#8	0.169 4.3	0.283 7.2	0.256 6.5	0.827 21.0					1000
	GS1-R10V	#10	0.209 5.3	0.374 9.5	0.256 6.5	0.827 21.0					1000
16-14	GS1-B6V	#6	0.146 3.7	0.236 6.0	0.256 6.5	0.827 21.0	0.394 10.0	0.177 4.5	0.091 2.3	0.031 0.8	1000
	GS1-B8V	#8	0.169 4.3	0.283 7.2	0.256 6.5	0.827 21.0					1000
	GS1-B10V	#10	0.209 5.3	0.366 9.3	0.256 6.5	0.827 21.0					1000

BLOCK SPADES (FLANGED)

GS2 | SERIES

Maximum Electrical Current:

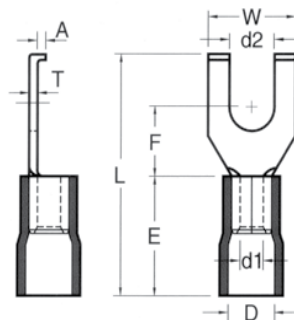
22-16 A.W.G.: 19 amperes
16-14 A.W.G.: 27 amperes

Maximum Electrical Rating:

75 °C (167 °F)
600 volts

Insulation Material: Vinyl

Terminal Material: Copper (tin-plated)



WIRE RANGE A.W.G.	PART NUMBER	STUD SIZE	DIMENSIONS (inches/mm)								BULK QTY
			d2	W	F	L	E	D	d1	T	
22-16	GS2-R6V	#6	0.146 3.7	0.252 6.4	0.256 6.5	0.827 21.0	0.394 10.0	0.157 4.0	0.067 1.7	0.030 0.75	1000
	GS2-R8V	#8	0.169 4.3	0.283 7.2	0.256 6.5	0.827 21.0					1000
16-14	GS2-B6V	#6	0.146 3.7	0.236 6.0	0.256 6.5	0.827 21.0	0.394 10.0	0.177 4.5	0.091 2.3	0.031 0.8	1000
	GS2-B8V	#8	0.169 4.3	0.283 7.2	0.256 6.5	0.827 21.0					1000
	GS2-B10V	#10	0.209 5.3	0.366 9.3	0.256 6.5	0.827 21.0					1000

GREENLITE



HOOKS

GH | SERIES

Maximum Electrical Current:

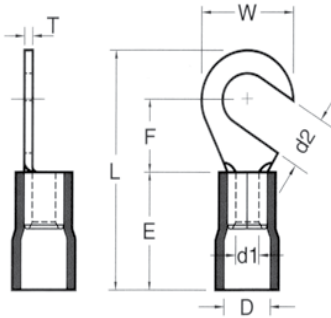
- 22-16 A.W.G.: 19 amperes
- 16-14 A.W.G.: 27 amperes
- 12-10 A.W.G.: 48 amperes

Maximum Electrical Rating:

- 75 °C (167 °F)
- 600 volts

Insulation Material: Vinyl

Terminal Material: Copper (tin-plated)



WIRE RANGE A.W.G.	PART NUMBER	STUD SIZE	DIMENSIONS (inches/mm)								BULK QTY
			d2	W	F	L	E	D	d1	T	
22-16	GH-R6V	#6	0.146 3.7	0.315 8.0	0.276 7.0	0.819 20.8	0.394 10.0	0.157 4.0	0.067 1.7	0.030 0.75	1000
	GH-R8V	#8	0.169 4.3	0.315 8.0	0.276 7.0	0.819 20.8	0.394 10.0	0.157 4.0	0.067 1.7	0.030 0.75	1000
16-14	GH-B6V	#6	0.146 3.7	0.335 8.5	0.307 7.8	0.858 21.8	0.394 1.0	0.177 4.5	0.091 2.3	0.031 0.8	1000
	GH-B8V	#8	0.169 4.3	0.335 8.5	0.307 7.8	0.858 21.8	0.394 1.0	0.177 4.5	0.091 2.3	0.031 0.8	1000
	GH-B10V	#10	0.209 5.3	0.374 9.5	0.287 7.3	0.858 21.8	0.394 1.0	0.177 4.5	0.091 2.3	0.031 0.8	1000
12-10	GH-Y10V	#10	0.209 5.3	0.374 9.5	0.374 9.5	1.055 26.8	0.512 13.0	0.248 6.3	0.134 3.4	0.039 1.0	1000

QUICK-SPLICE DISCONNECTORS

GQS | SERIES

Maximum Electrical Current:


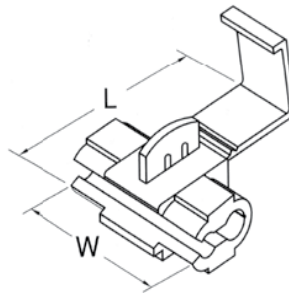
- 22-16 A.W.G.: 10 amperes
- 18-14 A.W.G.: 15 amperes
- 12-10 A.W.G.: 24 amperes

Maximum Electrical Rating:

- 105 °C (221 °F)
- 600 volts

Insulation Material: Polypropylene

Terminal Material: Brass (tin-plated)



WIRE RANGE A.W.G.	PART NUMBER	DIMENSIONS (inches/mm)		ELECTRICAL SPECIFICATIONS			BULK QTY
		W	L	MATERIALS	MAX AMPS & VOLTS	MAX TEMP	
22-18	GQS-R6V	0.787 20.0	1.063 27.0	POLYPROPYLENE INSULATED	10 amperes 600 volts	105 °C (221 °F)	500
18-14	GQS-B6V	0.787 20.0	1.063 27.0		15 amperes 600 volts	105 °C (221 °F)	500
12-10	GQS-Y6V	0.807 20.5	1.358 34.5	BRASS CONDUCTOR	24 amperes 600 volts	105 °C (221 °F)	200
12-10 run + 18-14 tap	GQS-Y10V	0.807 20.5	1.358 34.5		24 amperes 600 volts	105 °C (221 °F)	200



Get quote >>

ANGIC | QUICK-SPLICE

Angic Global Solutions

1-888-872-0690

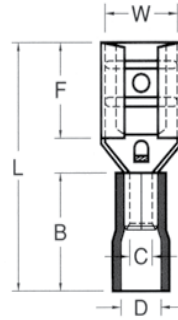
<https://www.AngicGlobal.com> Sales@AngicGlobal.com

QUICK-SLIDES

GQF | FEMALE SERIES

Maximum Electrical Current:

22-16 A.W.G.: 10 amperes
 16-14 A.W.G.: 15 amperes
 12-10 A.W.G.: 24 amperes



Maximum Electrical Rating:

75 °C (167 °F)
 300 volts

Insulation Material: Vinyl

Terminal Material: Brass (tin-plated)

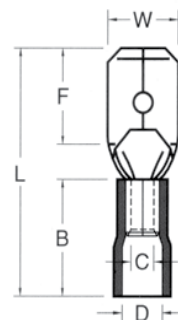
WIRE RANGE A.W.G.	PART NUMBER	NEMA TAB SIZE	DIMENSIONS (inches/mm)						BULK QTY
			W	F	L	B	D	C	
22-16	GQF-R11V	0.110 x 0.020 (2.8 x 0.5)	0.126 3.2	0.256 6.5	0.732 18.6	0.394 10.0	0.157 4.0	0.067 1.7	1000
	GQF-R187V	0.187 x 0.020 (4.75 x 0.5)	0.197 5.0	0.252 6.4	0.748 19.0	0.394 10.0	0.157 4.0	0.067 1.7	1000
	GQF-R25V	0.250 x 0.032 (6.35 x 0.8)	0.260 6.6	0.287 7.3	0.807 20.5	0.394 10.0	0.157 4.0	0.067 1.7	1000
16-14	GQF-B11V	0.110 x 0.020 (2.8 x 0.5)	0.126 3.2	0.256 6.5	0.732 18.6	0.394 10.0	0.177 4.5	0.091 2.3	1000
	GQF-B187V	0.187 x 0.020 (4.75 x 0.5)	0.197 5.0	0.252 6.4	0.748 19.0	0.394 10.0	0.177 4.5	0.091 2.3	1000
	GQF-B25V	0.250 x 0.032 (6.35 x 0.8)	0.260 6.6	0.287 7.3	0.807 20.5	0.394 10.0	0.177 4.5	0.091 2.3	1000
12-10	GQF-Y25V	0.250 x 0.032 (6.35 x 0.8)	0.260 6.6	0.287 7.3	0.925 23.5	0.512 13.0	0.217 5.5	0.134 3.4	1000

QUICK-SLIDES

GQM | MALE SERIES

Maximum Electrical Current:

22-16 A.W.G.: 10 amperes
 16-14 A.W.G.: 15 amperes
 12-10 A.W.G.: 24 amperes



Maximum Electrical Rating:

75 °C (167 °F)
 300 volts

Insulation Material: Vinyl

Terminal Material: Brass (tin-plated)

WIRE RANGE A.W.G.	PART NUMBER	NEMA TAB SIZE	DIMENSIONS (inches/mm)						BULK QTY
			W	F	L	B	D	C	
22-16	GQM-R187V	0.187 x 0.020 (4.75 x 0.5)	0.189 4.8	0.256 6.5	0.748 19.0	0.394 10.0	0.157 4.0	0.067 1.7	1000
	GQM-R25V	0.250 x 0.032 (6.35 x 0.8)	0.250 6.35	0.303 7.7	0.827 21.0	0.394 10.0	0.157 4.0	0.067 1.7	1000
16-14	GQM-B187V	0.187 x 0.020 (4.75 x 0.5)	0.189 4.8	0.256 6.5	0.748 19.0	0.394 10.0	0.177 4.5	0.091 2.3	1000
	GQM-B25V	0.250 x 0.032 (6.35 x 0.8)	0.250 6.35	0.303 7.7	0.827 21.0	0.394 10.0	0.177 4.5	0.091 2.3	1000
12-10	GQM-Y25V	0.250 x 0.032 (6.35 x 0.8)	0.250 6.35	0.303 7.7	0.945 24.0	0.512 13.0	0.217 5.5	0.134 3.4	1000

GREENLITE

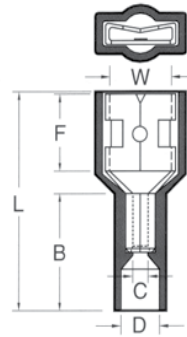


FULLY INSULATED QUICK-SLIDES

GFQF | FEMALE SERIES

Maximum Electrical Current:

22-16 A.W.G.: 10 amperes
 16-14 A.W.G.: 15 amperes
 12-10 A.W.G.: 24 amperes



Maximum Electrical Rating:

105 °C (221 °F)
 300 volts

Insulation Material: Nylon

Terminal Material: Brass (tin-plated)

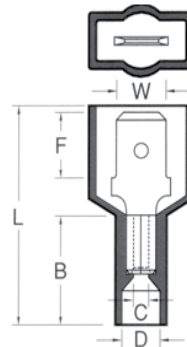
WIRE RANGE A.W.G.	PART NUMBER	NEMA TAB SIZE	DIMENSIONS (inches/mm)						BULK QTY
			W	F	L	B	D	C	
22-16	GFQF-R25N	0.250 x 0.032 (6.35 x 0.8)	0.260 6.6	0.287 7.3	0.866 22.0	0.433 11.0	0.157 4.0	0.067 1.7	1000
16-14	GFQF-B25N	0.250 x 0.032 (6.35 x 0.8)	0.260 6.6	0.287 7.3	0.866 22.0	0.433 11.0	0.177 4.5	0.091 2.3	1000
12-10	GFQF-Y25N	0.250 x 0.032 (6.35 x 0.8)	0.260 6.6	0.287 7.3	0.945 24.0	0.512 13.0	0.248 6.3	0.134 3.4	1000

FULLY INSULATED QUICK-SLIDES

GFQM | MALE SERIES

Maximum Electrical Current:

22-16 A.W.G.: 10 amperes
 16-14 A.W.G.: 15 amperes
 12-10 A.W.G.: 24 amperes



Maximum Electrical Rating:

105 °C (221 °F)
 300 volts

Insulation Material: Nylon

Terminal Material: Brass (tin-plated)

WIRE RANGE A.W.G.	PART NUMBER	NEMA TAB SIZE	DIMENSIONS (inches/mm)						BULK QTY
			W	F	L	B	D	C	
22-16	GFQM-R25N	0.250 x 0.032 (6.35 x 0.8)	0.250 6.35	0.303 7.7	0.906 23.0	0.433 11.0	0.157 4.0	0.067 1.7	1000
16-14	GFQM-B25N	0.250 x 0.032 (6.35 x 0.8)	0.250 6.35	0.303 7.7	0.945 24.0	0.433 11.0	0.177 4.5	0.091 2.3	1000
12-10	GFQM-Y25N	0.250 x 0.032 (6.35 x 0.8)	0.250 6.35	0.303 7.7	0.984 25.0	0.512 13.0	0.248 6.3	0.134 3.4	1000

PIGGY-BACKS

GPB | SERIES

Maximum Electrical Current:

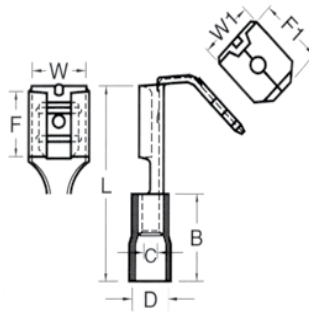
22-16 A.W.G.: 10 amperes
 16-14 A.W.G.: 15 amperes
 12-10 A.W.G.: 24 amperes

Maximum Electrical Rating:

75 °C (167 °F)
 300 volts

Insulation Material: Vinyl

Terminal Material: Brass (tin-plated)



WIRE RANGE A.W.G.	PART NUMBER	NEMA TAB SIZES	DIMENSIONS (inches/mm)						BULK QTY
			W	F	L	B	D	C	
22-16	GPB-R25V	0.250 x 0.032 (6.35 x 0.8)	0.260 6.6	0.315 8.0	0.866 22.0	0.394 10.0	0.157 4.0	0.067 1.7	1000
16-14	GPB-B25V	0.250 x 0.032 (6.35 x 0.8)	0.260 6.6	0.315 8.0	0.866 22.0	0.394 10.0	0.177 4.5	0.091 2.3	1000

FLAGS

GFF | SERIES

Maximum Electrical Current:

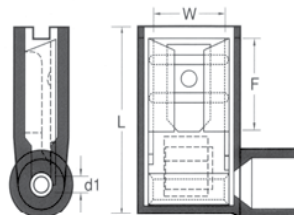
22-16 A.W.G.: 10 amperes
 16-14 A.W.G.: 15 amperes
 12-10 A.W.G.: 24 amperes

Maximum Electrical Rating:

105 °C (221 °F)
 300 volts

Insulation Material: Nylon

Terminal Material: Brass (tin-plated)



WIRE RANGE A.W.G.	PART NUMBER	NEMA TAB SIZE	DIMENSIONS (inches/mm)					BULK QTY
			W	F	L	d1	T	
22-16	GFF-R25N	0.250 x 0.032 (6.35 x 0.8)	0.260 6.6	0.299 7.6	0.630 16.0	0.067 1.7	0.016 0.4	1000
16-14	GFF-B25N	0.250 x 0.032 (6.35 x 0.8)	0.260 6.6	0.299 7.6	0.630 16.0	0.091 2.3	0.016 0.4	1000

BULLETS

GBF | FEMALE SERIES

Maximum Electrical Current:

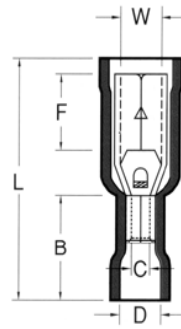
22-16 A.W.G.: 10 amperes
 16-14 A.W.G.: 15 amperes
 12-10 A.W.G.: 24 amperes

Maximum Electrical Rating:

75 °C (167 °F)
 300 volts

Insulation Material: Vinyl

Terminal Material: Brass (tin-plated)



WIRE RANGE A.W.G.	PART NUMBER	BULLET DIAMETER	DIMENSIONS (inches/mm)						BULK QTY
			W	F	L	B	D	C	
22-16	GBF-R156V	0.156"	0.153	0.287	0.846	0.394	0.157	0.067	1000
			3.9	7.3	21.5	10.0	4.0	1.7	
16-14	GBF-B156V	0.156"	0.153	0.287	0.846	0.394	0.197	0.091	1000
			3.9	7.3	21.5	10.0	4.5	2.3	
	GBF-B195V	0.195"	0.193	0.276	0.846	0.394	0.197	0.134	1000
			4.9	7.0	21.5	10.0	4.5	3.4	

BULLETS

GBM | MALE SERIES

Maximum Electrical Current:

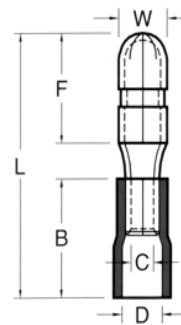
22-16 A.W.G.: 10 amperes
 16-14 A.W.G.: 15 amperes
 12-10 A.W.G.: 24 amperes

Maximum Electrical Rating:

75 °C (167 °F)
 300 volts

Insulation Material: Vinyl

Terminal Material: Brass (tin-plated)



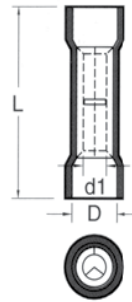
WIRE RANGE A.W.G.	PART NUMBER	BULLET DIAMETER	DIMENSIONS (inches/mm)						BULK QTY
			W	F	L	B	D	C	
22-16	GBM-R156V	0.156"	0.157	0.335	0.827	0.394	0.157	0.067	1000
			4.0	8.5	21.0	10.0	4.0	1.7	
16-14	GBM-B156V	0.156"	0.157	0.335	0.827	0.394	0.177	0.091	1000
			4.0	8.5	21.0	10.0	4.5	2.3	
	GBM-B195V	0.195"	0.197	0.335	0.827	0.394	0.177	0.134	1000
			5.0	8.5	21.0	10.0	4.5	3.4	

BUTT SPLICE CONNECTORS

GB | VINYL SERIES

Maximum Electrical Current:

22-16 A.W.G.: 10 amperes
 16-14 A.W.G.: 15 amperes
 12-10 A.W.G.: 24 amperes



Maximum Electrical Rating:

75 °C (167 °F)
 300 volts

Insulation Material: Vinyl

Terminal Material: Brass (tin-plated)


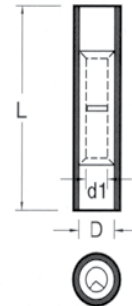
WIRE RANGE A.W.G.	PART NUMBER	DIMENSIONS (inches/mm)			ELECTRICAL SPECIFICATIONS			BULK QTY
		L	D	d1	MATERIALS	MAX AMPS & VOLTS	MAX TEMP	
22-18	GB-R6V	0.953 24.2	0.157 4.0	0.067 1.7	VINYL INSULATED	10 amperes 300 volts	75 °C (167 °F)	1000
16-14	GB-B6V	0.953 24.2	0.177 4.5	0.091 2.3		BRASS PLATE	15 amperes 300 volts	75 °C (167 °F)
12-10	GB-Y6V	1.024 26.0	0.248 6.3	0.134 3.4			24 amperes 300 volts	75 °C (167 °F)

BUTT SPLICE CONNECTORS

GB | NYLON SERIES

Maximum Electrical Current:

22-16 A.W.G.: 19 amperes
 16-14 A.W.G.: 27 amperes
 12-10 A.W.G.: 48 amperes



Maximum Electrical Rating:

105 °C (221 °F)
 600 volts

Insulation Material: Nylon

Terminal Material: Copper (tin-plated)

WIRE RANGE A.W.G.	PART NUMBER	DIMENSIONS (inches/mm)			ELECTRICAL SPECIFICATIONS			BULK QTY
		L	D	d1	MATERIALS	MAX AMPS & VOLTS	MAX TEMP	
22-18	GB-R6N	1.075 27.3	0.126 3.2	0.067 1.7	NYLON INSULATED	19 amperes 600 volts	105 °C (221 °F)	1000
16-14	GB-B6N	1.075 27.3	0.150 3.8	0.091 2.3		COPPER PLATE	27 amperes 600 volts	105 °C (221 °F)
12-10	GB-Y6N	1.075 27.3	0.209 5.3	0.134 3.4			48 amperes 600 volts	105 °C (221 °F)




TELECOM CONNECTORS

U | SERIES

U Series Telecom Splicing Connectors feature:

- Silicone gel fill for improved conductance and insulation
- Easy one step crimping (via our GMST-07 crimping tool)
- Transparent housing for visual inspection of connections



PART NUMBER	DIMENSIONS	Maximum Insulation O.D.	CABLE TYPES ACCEPTED			QTY
			PIC unfilled	PIC filled	Pulp or Paper	
UY		1.52mm	.7 - .4mm	.7 - .4mm	.7 - .4mm	100 pcs. per box
		0.060"	.028"-.016"	.028"-.016"	.028"-.016"	1000 pcs. per sleeve
UB		1.27mm	.7 - .4mm	.5 - .4mm	.7 - .4mm	100 pcs. per box
		0.050"	.028"-.016"	.020"-.016"	.028"-.016"	1000 pcs. per sleeve
UR		1.67mm	.9 - .4mm	.9 - .4mm	.9 - .4mm	100 pcs. per box
		0.066"	.035"-.016"	.035"-.016"	.035"-.016"	1000 pcs. per sleeve

* NOTE: Can also be used on 22 A.W.G. Foam Insulated Cable.

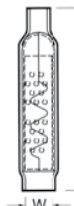
** NOTE: Can also be used on 19 A.W.G. Foam Insulated Cable.

TELECOM CONNECTORS

B | SERIES

B Series Telecom Splicing Connectors feature:

- Insulation-piercing internal teeth
- Soft brass crimp and connector
- Durable protective outer shell



PART NUMBER	DIMENSIONS (inches/mm)		SILICONE FILL	CONNECTOR MATERIAL	PACKAGING	
	W	L			STD.	BULK
BW2	0.157 4.0	0.984 25.0	NO	BRASS	100	1000
BB2	0.157 4.0	1.024 26.0	YES	BRASS	100	1000

THREAD SEAL TAPE

PTFE | SERIES



PART NUMBER	LENGTH Inches	WIDTH Inches	THICKNESS Inches	MIL-SPEC	PACKAGING	
					STD.	BULK
PTFE-260	260"	1/2"	0.0035"	MIL-T-27730A	200	1200
PTFE-520	520"	1/2"	0.0035"	MIL-T-27730A	200	1200



Get quote >>

TELECOM CONN

Angic Global Solutions

1-888-872-0690

27

<https://www.AngicGlobal.com> Sales@AngicGlobal.com

RoHS
COMPLIANT



2430 Lee Avenue
S. El Monte, CA 91733
United States
TEL: 800-826-6236
FAX: 626-575-3931
www.greenlitecable.com



\$2.00



Get quote >>

Angic Global Solutions 1-888-872-0690
<https://www.AngicGlobal.com> Sales@AngicGlobal.com