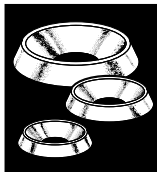
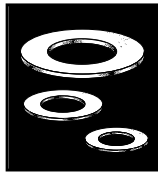


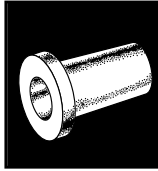
Stamped Washers pg. 37



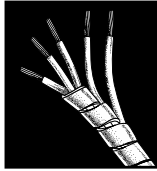
Finishing Washers pg. 37



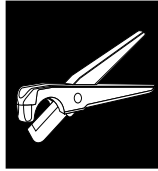
Molded Washers pg. 38



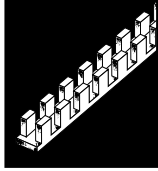
Screw Insulators pg. 40



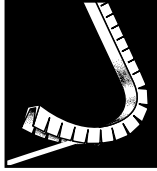
Spiral Wrap pg. 41-42




Cutting Tool pg. 41-45



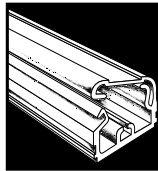
Grommets pg. 43



Grommets pg. 44



Taylor Duct pg. 46-57



One Piece Latching Duct pg. 58

Catamount® Cable Ties Fastening Systems Nylon Hardware

Catamount Cable Ties	2
Tools	14
Cable Tie Accessories	15
Cable Clamps & Clips	20
Nylon Hardware	30
Wire Protection Products	41
Tubing	45



Get quote »

Thomas & Betts

Angic Global Solutions

1-888-872-0690

<https://www.AngicGlobal.com> Sales@AngicGlobal.com

Catamount®

Cable Ties

MATERIALS FOR MOLDED ASSEMBLY HARDWARE

Property	ASTM Method	Test Condition	Units	Molded 6/6 Nylon	Heat Stabilized Nylon	Nylon
Tensile Strength	D638	+73°F; 50% RH	kpsi	11.2	11.2	9.0
Elongation at Break	D638	+73°F; 50% RH	%	≥300	≥300	200
Yield Strength	D638	+73°F; 50% RH	kpsi	8.5	8.5	9.0
Shear Strength	D732	Dry As Molded (DAM)	kpsi	9.6	9.6	10.5
Deformation Under Load	D621	2,000 psi +122°F; DAM	%	1.4	1.4	1.2
IZOD Impact	D256	+73°F; 50% RH	ft lb/in	2.1	2.1	2.0
Tensile Impact Strength	D1822	+73°F; Long Specimen; DAM	ft lb/in ²	240	240	N.R.
Melting Point	D789	Fisher-Johns	°F	491	491	491
Thermal Linear Expansion	D696	DAM	in/in/°F	4 x 10 ⁻⁵	4 x 10 ⁻⁵	N.R.
Thermal Conductivity	-	DAM Conche-Fitch	BTU - in/ h · ft ² · °F	1.7	1.7	1.7
Brittleness Temperature	D746	50% RH	°F	-85	-85	-62
Oxygen Index	D2863	DAM 50% RH	%O ₂	28 31	28 31	25 31
UL Flammability	UL 94	DAM 50% RH	- -	V-2 V-2	V-2 V-2	V-2 V-2

- Material data as provided by our suppliers.
- Tests conducted on 1/4" specimens.
- N.R. = Not Reported

NBS SMOKE GENERATION FOR 6/6 NYLON

Sample Thickness	UL Flammability	Energy Source	Specific Optical Density	
			at Maximum Smoke Accumulation	at 2 Minutes
1/16"	94 V-2	Radiant (2.5 watts/sq cm)	13	0
1/8"	94 V-2	Radiant Plus Flaming Gas Jets	26	1

- Results as provided by National Bureau of Standards (NBS). Results may not be directly correlated with larger fires, such as burning buildings. Materials should be tested to your application.

TEMPERATURE INDEX FOR MOLDED NYLONS

Material	Minimum Thickness (in)	Temperature Index		Hot Wire Ignition (sec)
		Electrical (°C)	Mechanical w/o Impact (°C)	
6/6 Nylon	.028	125	65	11.8
	.058	125	85	15.0
UV Black Nylon	.120	125	85	35.0
	.240	125	85	35.0
Heat Stabilized Nylon	.028	130	95	9.0
	.058	130	105	11.0
	.120	130	110	20.0

- Temperature Index is the temperature at which the specific property will decrease to one-half its original value after 60,000 hours exposure at that temperature.

ABOUT NYLON...

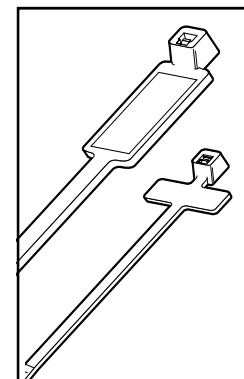
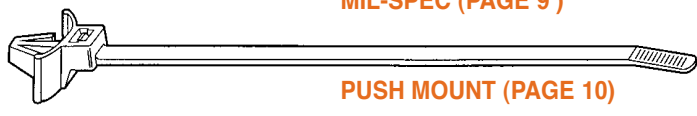

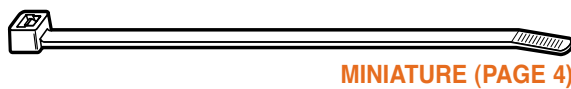
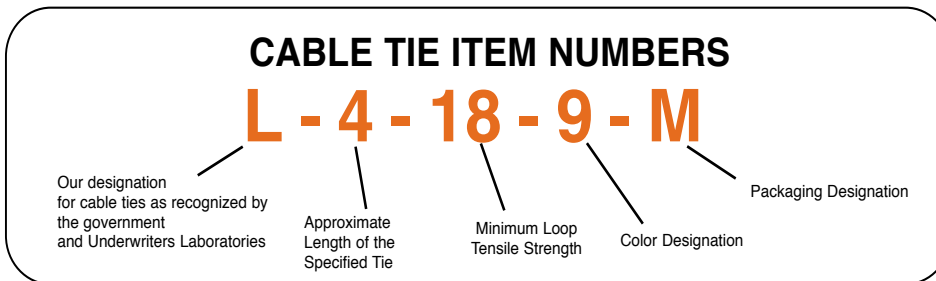
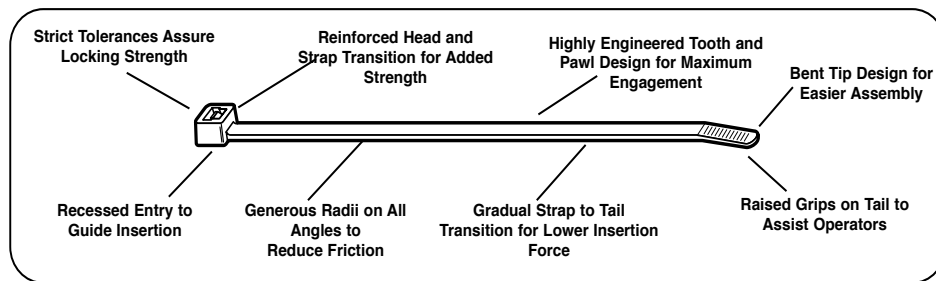
Nylons possess an outstanding balance of properties combining strength, moderate stiffness, high service temperature and a high level of toughness. Nylon is particularly resistant to repeated impact, has a low co-efficient of friction and excellent abrasion resistance.

Nylon is resistant to fuels, lubricants and most chemicals, but is attacked by phenols, strong acids and oxidizing agents. Contact your Catamount Customer Service Representative or your Catamount Distributor for chemical data relative to your application.

Nylon is inherently susceptible to environmental conditions. Catamount Cable Ties are moisturized to optimum performance levels at machine-side and should be stored in cool dry areas out of direct sunlight. Cable Ties are packaged in plastic bags to contain moisture and should remain sealed until ready for use.

Catamount®

Cable Ties



I.D. TIES (PAGE 11)

Catamount®

Cable Ties

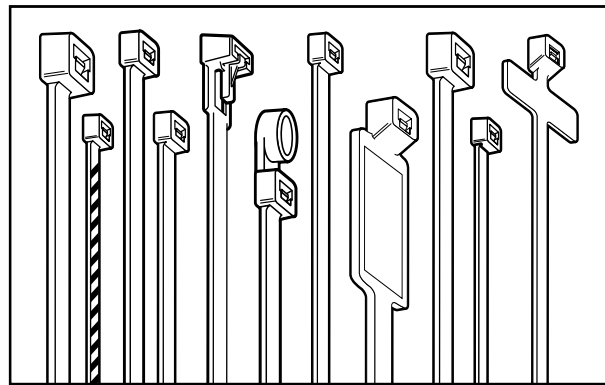
Catamount's Cable Ties are available in lengths from 4" to our exclusive 48" strap. Cable Ties will satisfy bundling requirements from 1/16" to 15" and loop tensile strengths from 18 to 175 pounds.

Cable Ties are stocked in materials and colors as listed. Contact your Catamount Distributor or Customer Service Representative for availability in special materials and colors.

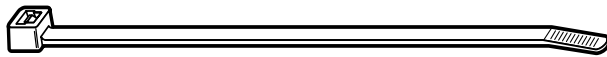
Where applicable, Catamount Cable Ties are UL Recognized, Mil-Spec Approved and/or QPL Listed.

State-of-the-art robotic and raw material handling equipment assures product and material integrity throughout the manufacturing process. Overall quality is achieved through statistical analysis and quality driven operator objectives. Catamount has attained Mil-Spec I-45208 quality ratings from a number of equipment manufacturers.

Catamount products are sold through stocking Catamount Distributors.



- MINIATURE
- INTERMEDIATE
- STANDARD
- MOUNTING HEAD
- RESTRICTED BUNDLE
- MIL-SPEC TIES
- HEAVY DUTY
- EXTRA HEAVY DUTY
- RELEASABLE TIES
- STRIPED TIES
- IDENTIFICATION TIES



MINIATURE - SERIES 18

Per Bag	Item Number	Material	Color	Bundle Diameter Inch (mm)	Length Inch (mm)	Width Inch (mm)	Minimum Loop Tensile LB (kg)
100	L-4-18HS-0-C	Heat Stabilized Nylon	Black	1/16 - 5/8 (2 - 16)	4.0 (102)	.100 (3)	18 (8.2)
1000	L-4-18HS-0-M						
100	L-4-18-0-C	UV Nylon	Black				
1000	L-4-18-0-M						
100	L-4-18-9-C	Nylon	Natural				
1000	L-4-18-9-M						
100	P-4-18-1-C	Nylon Colors	Brown				
	P-4-18-2-C		Red				
	P-4-18-3-C		Orange				
	P-4-18-4-C		Yellow				
	P-4-18-5-C		Green				
	P-4-18-6-C		Blue				
	P-4-18-7-C		Purple				
	P-4-18-8-C		Gray				
1000	L-6-18-0-C	UV Nylon	Black	1/16 - 1 1/2 (2 - 38)	6.4 (163)	18 (8.2)	
100	L-6-18-9-C	Nylon	Natural				
1000	L-6-18-9-M						
100	L-8-18-0-C	UV Nylon	Black	1/16 - 2 (2 - 51)	8.0 (202)		
1000	L-8-18-0-M						
100	L-8-18-9-C	Nylon	Natural				
1000	L-8-18-9-M						

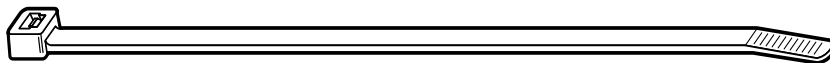
• Use QC-100, L-200, L-400, L-400C, or ERG-299 Installation Tools

Thomas & Betts



Catamount®

Cable Ties



INTERMEDIATE - SERIES 30

Per Bag	Item Number	Material	Color	Bundle Diameter		Length		Width		Minimum Loop Tensile LB (kg)
				Inch	(mm)	Inch	(mm)	Inch	(mm)	
100	L-5-30HS-0-C	Heat Stabilized Nylon	Black	1/16 - 1/4	(2 - 32)	5.6	(145)			30 (13.6)
1000	L-5-30HS-0-M									
100	L-5-30-0-C	UV Nylon								
1000	L-5-30-0-M									
100	L-5-30-9-C	Nylon	Natural							
1000	L-5-30-9-M									
100	P-5-30-1-C	Nylon Colors	Brown	1/16 - 1/4	(2 - 32)	5.6	(145)			
	P-5-30-2-C		Red							
	P-5-30-3-C		Orange							
	P-5-30-4-C		Yellow							
	P-5-30-5-C		Green							
	P-5-30-6-C		Blue							
	P-5-30-8-C		Gray							
	L-8-40HS-0-C		Heat Stabilized Nylon							
1000	L-8-40HS-0-M									
100	L-8-40-0-C	UV Nylon								
1000	L-8-40-0-M									
100	L-8-40-9-C	Nylon	Natural							
1000	L-8-40-9-M									
100	P-8-40-1-C	Nylon Colors	Brown	1/16 - 2	(2 - 51)	8.5	(215)			40 (18.2)
	P-8-40-2-C		Red							
	P-8-40-3-C		Orange							
	P-8-40-4-C		Yellow							
	P-8-40-5-C		Green							
	P-8-40-6-C		Blue							
	P-8-40-7-C		Purple							
	P-8-40-8-C		Gray							
	L-11-40-0-C		UV Nylon							
500	L-11-40-0-D									
100	L-11-40-9-C	Nylon	Natural							
500	L-11-40-9-D									
100	L-14-40-0-C	UV Nylon	Black	1/16 - 4	(2 - 102)	14.5	(358)			
500	L-14-40-0-D									
100	L-14-40-9-C	Nylon	Natural							
500	L-14-40-9-D									

• Use QC-100, L-200, L-400, L-400C, or ERG-299 Installation Tools

Thomas & Betts

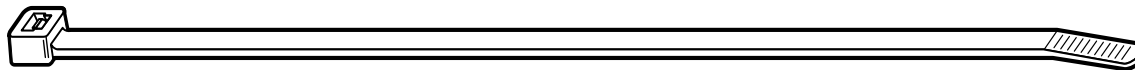
Above



Get quote »

Catamount®

Cable Ties



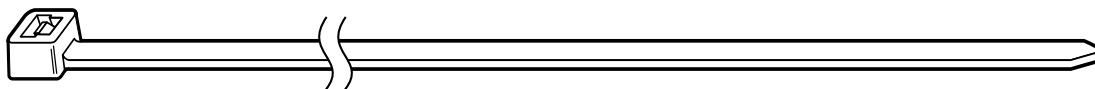
STANDARD - SERIES 50

Per Bag	Item Number	Material	Color	Bundle Diameter Inch (mm)	Length Inch (mm)	Width Inch (mm)	Minimum Loop Tensile LB (kg)
100	L-5-50HS-0-C	Heat Stabilized Nylon	Black	1/16 - 1 (2 - 25)	5.5 (140)	.187 (5)	50 (22.7)
1000	L-5-50HS-0-M						
100	L-5-50-0-C	UV Nylon					
1000	L-5-50-0-M						
100	L-5-50-9-C	Nylon	Natural				
1000	L-5-50-9-M						
100	L-7-50HS-0-C	Heat Stabilized Nylon	Black				
1000	L-7-50HS-0-M						
100	L-7-50-0-C	UV Nylon					
1000	L-7-50-0-M						
100	L-7-50-9-C	Nylon	Natural				
1000	L-7-50-9-M						
100	P-7-50-2-C	Nylon Colors	Red	1/16 - 1 1/4 (2 - 44)	7.5 (193)		
	P-7-50-3-C		Orange				
	P-7-50-4-C		Yellow				
	P-7-50-5-C		Green				
	P-7-50-6-C		Blue				
	P-7-50-7-C		Purple				
	P-7-50-8-C		Gray				
	L-11-50HS-0-C		Heat Stabilized Nylon			Black	
500	L-11-50HS-0-D						
100	L-11-50-0-C	UV Nylon	1/16 - 3 (2 - 76)	11.1 (282)			
500	L-11-50-0-D						
100	L-11-50-9-C	Nylon			Natural		
500	L-11-50-9-D						
100	P-11-50-2-C	Red					
100	L-14-50HS-0-C	Heat Stabilized Nylon	Black				
500	L-14-50HS-0-D						
100	L-14-50-0-C	UV Nylon	1/16 - 4 (2 - 102)	14.1 (358)			
500	L-14-50-0-D						
100	L-14-50-9-C	Nylon			Natural		
500	L-14-50-9-D						
100	P-14-50-2-C		Red				
100	P-14-50-6-C	Blue					

• Use QC-100, L-200, L-400, L-400C, or ERG-299 Installation Tools

Catamount®

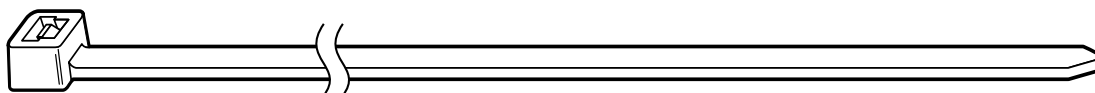
Cable Ties



HEAVY DUTY - SERIES 120

Per Bag	Item Number	Material	Color	Bundle Diameter		Length		Width		Minimum Loop Tensile		
				Inch	(mm)	Inch	(mm)	Inch	(mm)	LB	(kg)	
100	L-8-120HS-0-C	Heat Stabilized Nylon	Black	3/16	- 2	(5 - 51)	8.0	(202)	.300	(8)	120	(54.4)
	L-8-120-0-C	UV Nylon										
	L-8-120-9-C	Nylon	Natural									
	L-11-120-0-C	UV Nylon	Black	3/16	- 3	(5 - 76)	11.1	(282)				
	L-11-120-9-C	Nylon	Natural									
	L-14-120HS-0-C	Heat Stabilized Nylon	Black	3/16	- 4	(5 - 102)	14.2	(363)				
	L-14-120-0-C	UV Nylon										
	L-14-120-9-C	Nylon	Natural									
P-14-120-2-C	Nylon Colors	Red										
P-14-120-5-C		Green										
50	L-18-120HS-0-L	Heat Stabilized Nylon	Black	3/16	- 4 7/8	(5 - 124)	18.0	(457)	.345	(9)	175	(79.3)
	L-18-120-0-L	UV Nylon										
	L-18-120-9-L	Nylon	Natural									
	L-24-120HS-0-L	Heat Stabilized Nylon	Black	3/16	- 7	(5 - 178)	24.2	(616)				
	L-24-120-0-L	UV Nylon										
	L-24-120-9-L	Nylon	Natural									
	L-28-120-0-L	UV Nylon	Black	3/16	- 9	(5 - 230)	28.0	(816)				
L-28-120-9-L	Nylon	Natural										

• Use L-300 or ERG-297 Installation Tool



EXTRA HEAVY DUTY - SERIES 175

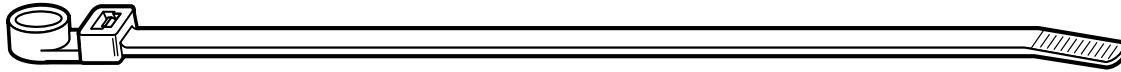
Per Bag	Item Number	Material	Color	Bundle Diameter		Length		Width		Minimum Loop Tensile		
				Inch	(mm)	Inch	(mm)	Inch	(mm)	LB	(kg)	
50	L-24-175-0-L	UV Nylon	Black	3/16	- 7.2	(5 - 184)	24.0	(612)	.345	(9)	175	(79.3)
	L-24-175-9-L	Nylon	Natural									
	L-34-175-9-L		3/16	- 10	(5 - 254)	34.0	(864)					
	L-36-175-0-L	UV Nylon	Black	2 3/4	- 10 3/4	(70 - 273)	36.0	(914)				
	L-36-175-9-L	Nylon	Natural									
	L-41-175-0-L	UV Nylon	Black	3/16	- 12	(5 - 305)	41.0	(1032)				
	L-41-175-8-L	Nylon	Gray									
	L-48-175-0-L	UV Nylon	Black	3/16	- 15	(5 - 375)	48.0	(1216)				
L-48-175-8-L	Nylon	Gray										

• Use L-300 or ERG-297 Installation Tool

Thomas & Betts

Catamount®

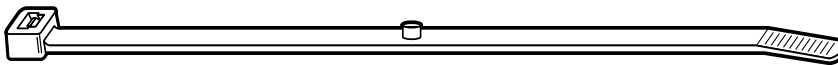
Cable Ties



MOUNTING HEAD TIES

Per Bag	Item Number	Material	Color	Bundle Diameter		Length		Width		Minimum Loop Tensile LB (kg)	Mounting Head Screw Size
				Inch	(mm)	Inch	(mm)	Inch	(mm)		
100	L-5-30MH-0-C	UV Nylon	Black	1/16 - 1 1/4	(2 - 32)	6.0	(152)	.140	(4)	30 (13.6)	No. 8
1000	L-5-30MH-0-M										
100	L-5-30MH-9-C	Nylon	Natural	1/16 - 1 1/4	(2 - 32)	6.0	(152)	.140	(4)	30 (13.6)	No. 8
1000	L-5-30MH-9-M										
100	L-7-50MH-0-C	UV Nylon	Black	1/16 - 1 3/4	(2 - 44)	7.5	(191)	.185	(5)	50 (22.7)	No. 10
1000	L-7-50MH-0-M										
100	L-7-50MH-9-C	Nylon	Natural	1/16 - 1 3/4	(2 - 44)	7.5	(191)	.185	(5)	50 (22.7)	No. 10
1000	L-7-50MH-9-M										
100	L-11-50MH-0-C	UV Nylon	Black	1/16 - 3	(2 - 76)	11.1	(282)	.187	(5)	50 (22.7)	No. 10
500	L-11-50MH-0-D										
100	L-11-50MH-9-C	Nylon	Natural	1/16 - 3	(2 - 76)	11.1	(282)	.187	(5)	50 (22.7)	No. 10
500	L-11-50MH-9-D										
100	L-14-50MH-0-C	UV Nylon	Black	1/16 - 4	(2 - 102)	14.5	(365)	.187	(5)	50 (22.7)	No. 10
500	L-14-50MH-0-D										
100	L-14-50MH-9-C	Nylon	Natural	1/16 - 4	(2 - 102)	14.5	(365)	.187	(5)	50 (22.7)	No. 10
500	L-14-50MH-9-D										
100	L-14-120MH-0-C	UV Nylon	Black	3/16 - 4	(5 - 102)	14.85	(374)	.300	(8)	120 (54.4)	1/4 inch
		L-14-120MH-9-C	Nylon								

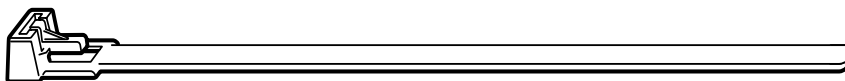
• Use QC-100, L-200, L-400, L-400C, ERG-297, or ERG-299 Installation Tool



RESTRICTED BUNDLE

Per Bag	Item Number	Material	Color	Bundle Diameter		Length		Width		Minimum Loop Tensile LB (kg)	Tab Height Inch (mm)
				Inch	(mm)	Inch	(mm)	Inch	(mm)		
1000	L-5-30TB-3-M	Nylon	Orange	2 1/32 - 1 1/4	(17 - 32)	5.6	(142)	.130	(3)	30 (13.6)	.062 (1.58)

- Recommended for tote-box, security and temporary applications
- Use QC-100, L-200, L-400, L-400C, or ERG-299 Installation Tools on Low setting



RELEASABLE TIES

Per Bag	Item Number	Material	Color	Bundle Diameter		Length		Width		Minimum Loop Tensile LB (kg)
				Inch	(mm)	Inch	(mm)	Inch	(mm)	
100	L-5-50R-0-C	Nylon	Black	1/8 - 1 1/4	(3 - 32)	5.9	(150)	.298	(7.5)	50 (22.7)
500	L-5-50R-0-D		Natural							
100	L-5-50R-9-C		Black	1/8 - 2	(3 - 51)	7.8	(198)			
500	L-5-50R-9-D		Natural							
100	L-8-50R-0-C		Black	1/8 - 3	(3 - 76)	11.75	(298)			
500	L-8-50R-0-D		Natural							
100	L-8-50R-9-C	Black	1/8 - 3	(3 - 76)	11.75	(298)				
500	L-8-50R-9-D	Natural								
100	L-10-50R-0-C	Black	1/8 - 3	(3 - 76)	11.75	(298)				
500	L-10-50R-0-D	Natural								
100	L-10-50R-9-C	Black	1/8 - 3	(3 - 76)	11.75	(298)				
500	L-10-50R-9-D	Natural								

- Push Button Release
- Use QC-100, L-200, L-400, L-400C, ERG-297, ERG-299 Installation Tool

Thomas & Betts

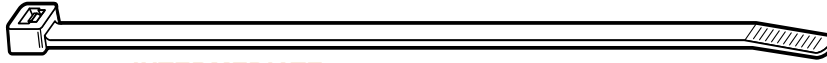


Catamount®

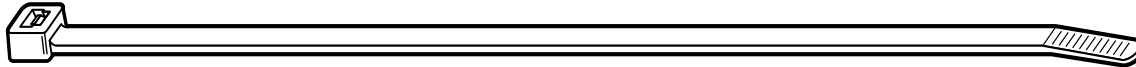
Cable Ties



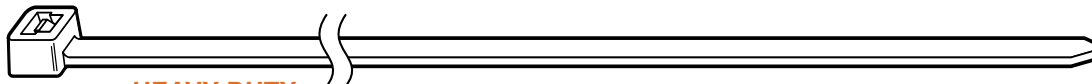
MINIATURE



INTERMEDIATE



STANDARD



HEAVY DUTY

Use L-300 Tool

MIL-SPEC CABLE TIES

Per Bag	Mil-Spec	Catamount Item No.	Material	ID Code	Tool Setting
100	MS-3367-1-0	L-7-50-0-C	UV Black Nylon	STD	6 to 8
	MS-3367-1-2	P-7-50-2-C	Red Nylon		
	MS-3367-1-3	P-7-50-3-C	Orange Nylon		
	MS-3367-1-4	P-7-50-4-C	Yellow Nylon		
	MS-3367-1-5	P-7-50-5-C	Green Nylon		
	MS-3367-1-6	P-7-50-6-C	Blue Nylon		
	MS-3367-1-7	P-7-50-7-C	Purple Nylon		
	MS-3367-1-8	P-7-50-8-C	Gray Nylon		
	MS-3367-1-9	L-7-50-9-C	Natural Nylon		
	MS-3367-2-0	L-14-50-0-C	UV Black Nylon		
500	MS-3367-2-0	L-14-50-0-D	UV Black Nylon	STD	6 to 8
	MS-3367-2-6	P-14-50-6-C	Blue Nylon		
100	MS-3367-2-9	L-14-50-9-C	Natural Nylon	STD	6 to 8
	MS-3367-2-9	L-14-50-9-D	Natural Nylon		
500	MS-3367-3-0	L-14-120-0-C	UV Black Nylon	STD	6 to 8
	MS-3367-3-2	P-14-120-2-C	Red Nylon		
	MS-3367-3-5	P-14-120-5-C	Green Nylon		
	MS-3367-3-9	L-14-120-9-C	Natural Nylon		
100	MS-3367-3-0	L-14-120-0-C	UV Black Nylon	STD	6 to 8
	MS-3367-3-2	P-14-120-2-C	Red Nylon		
	MS-3367-3-5	P-14-120-5-C	Green Nylon		
	MS-3367-3-9	L-14-120-9-C	Natural Nylon		

Per Bag	Mil-Spec	Catamount Item No.	Material	ID Code	Tool Setting
100	MS-3367-4-0	L-4-18-0-C	UV Black Nylon	MIN	1 to 3
	MS-3367-4-9	L-4-18-9-C	Natural Nylon		
	MS-3367-5-0	L-5-30-0-C	UV Black Nylon	INT	3 to 5
	MS-3367-5-1	P-5-30-1-C	Brown Nylon		
	MS-3367-5-2	P-5-30-2-C	Red Nylon		
	MS-3367-5-3	P-5-30-3-C	Orange Nylon		
	MS-3367-5-4	P-5-30-4-C	Yellow Nylon		
	MS-3367-5-5	P-5-30-5-C	Green Nylon		
	MS-3367-5-6	P-5-30-6-C	Blue Nylon		
	MS-3367-5-8	P-5-30-8-C	Gray Nylon		
MS-3367-5-9	L-5-30-9-C	Natural Nylon			
50	MS-3367-6-0	L-32-120-0-L	UV Black Nylon		
	MS-3367-6-9	L-32-120-9-L	Natural Nylon		
100	MS-3367-7-0	L-11-50-0-C	UV Black Nylon	STD	6 to 8
500	MS-3367-7-0	L-11-50-0-D			
100	MS-3367-7-2	P-11-50-2-C	Red Nylon		
	MS-3367-7-9	L-11-50-9-C	Natural Nylon		
500	MS-3367-7-9	L-11-50-9-D			

• Use L-200, L-400C, or ERG-297 Installation Tools

To assure that military labeling requirements are met when ordering MIL-SPEC Cable Ties, please reference the desired MS number when ordering.



Catamount FSCM 65664
QPL Listed

Consult your Inside Service Representative for complete line item information.

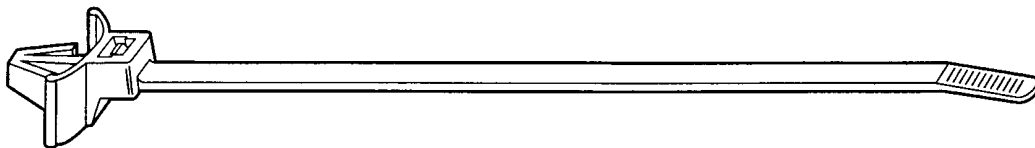
- **UL File No. E66683**
Recognized Components
Wire Positioning Devices
Mounting Pads
Cable Ties
Wiring Duct
- **UL File No. E151267**
Electrical Construction Materials
Spiral Wrap
- **UL File No. E132609**
Wire Connectors
- **UL File No. E107819**
Fabricated Parts
Fasteners and Hardware
for Material Traceability

Thomas & Betts



Catamount®

Cable Ties



PUSH MOUNT CABLE TIES

Per Bag	Item Number	Tie Color	Stripe Color	Bundle Diameter		Length		Width		Minimum Loop Tensile LB (kg)
				Inch	(mm)	Inch	(mm)	Inch	(mm)	
100	L-5-50PM-0-C	UV Nylon	Black	1/16 - 1	(2-25)	5.8	(147)	.187	(4.76)	50 (22.7)
500	L-5-50PM-0-D									
100	L-5-50PM-9-C	Nylon	Natural							
500	L-5-50PM-9-D									
100	L-7-50PM-0-C	UV Nylon	Black	1/16 - 13/4(2-44)	8.2	(208)				
500	L-7-50PM-0-D									
100	L-7-50PM-9-C	Nylon	Natural							
500	L-7-50PM-9-D									

- For use in .250 mounting hole
- Maximum panel thickness .105

RELEASABLE PUSH MOUNT CABLE TIES

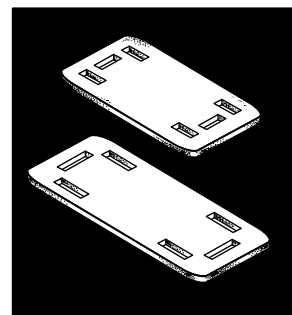
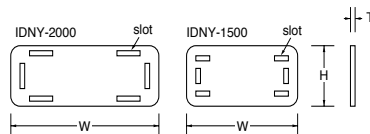
Per Bag	Item Number	Tie Color	Stripe Color	Bundle Diameter		Length		Width		Minimum Loop Tensile LB (kg)
				Inch	(mm)	Inch	(mm)	Inch	(mm)	
100	L-5-50PMR-0-C	UV Nylon	Black	1/16 - 1	(2-25)	5.8	(147)	.187	(4.76)	50 (22.7)
500	L-5-50PMR-0-D									
100	L-5-50PMR-9-C	Nylon	Natural							
500	L-5-50PMR-9-D									
100	L-7-50PMR-0-C	UV Nylon	Black	1/16 - 13/4(2-44)	8.2	(208)				
500	L-7-50PMR-0-D									
100	L-7-50PMR-9-C	Nylon	Natural							
500	L-7-50PMR-9-D									

- For use in .250 mounting hole
- Maximum panel thickness .105

Catamount®

Cable Ties

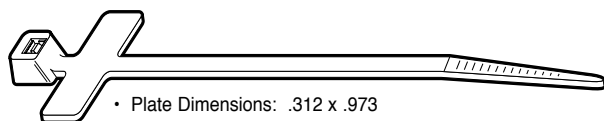
- Two Tags for Marking Bundles to 9" Diameters
- Run Ties through opposing Mounting Holes Lengthwise or across the Height of Tags
- IDNY-1500 accepts Ties to 50 pound Tensile; IDNY-2000 accepts Ties to 120 pound Tensile
- Stocked in 6/6 Natural Nylon
- UL Flammability 94 V-2
- Non-Conductive, Non-Corrosive; Resistant to Fuels, Lubricants and most Chemicals



IDENTIFICATION TAGS

Item Number	H Height Inch (mm)	W Width Inch (mm)	T Thickness Inch (mm)	Slot Height Inch (mm)	Slot Width Inch (mm)	Per Package
IDNY-1500-9-M	.745 (18.92)	1.500 (38.08)	.015 (.381)	.090 (2.29)	.200 (5.08)	1000
IDNY-2000-9-M		2.000 (50.78)	.025 (.653)	.113 (2.87)	.336 (8.53)	
Tolerance ±	.015 (.381)	.030 (.762)	.005 (.127)	.010 (.254)		

- Matte finish for sharp legends

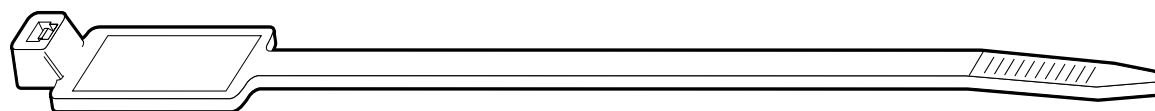


• Plate Dimensions: .312 x .973

IDENTIFICATION TIES

Per Bag	Item Number	Material	Color	Maximum Bundle Diameter Inch (mm)	Length Inch (mm)	Width Inch (mm)	Minimum Loop Tensile LB (kg)
100	L-4-18ID-9-C	Nylon	Natural	¾ (19)	4.0 (102)	.100 (2.54)	18 (8.2)
1000	L-4-18ID-9-M						

- Use QC-100, L-200 or L-400 Installation Tool



• Plate Dimensions: 1.081 x .522

Per Bag	Item Number	Material	Color	Maximum Bundle Diameter Inch (mm)	Length Inch (mm)	Width Inch (mm)	Minimum Loop Tensile LB (kg)
100	L-7-50ID-9-C	Nylon	Natural	1¾ (44)	7.875 (200)	.183 (4.65)	50 (22.7)
1000	L-7-50ID-9-M						

- Use QC-100, L-200 or L-400 Installation Tool

MARKING PENS

MKR-PEN-2	Red Marking Pen
MKR-PEN-6	Blue Marking Pen
MKR-PEN-0	Black Marking Pen

Ideal for marking applications. Permanently marks most materials, including plastics. Quick drying; fine point.

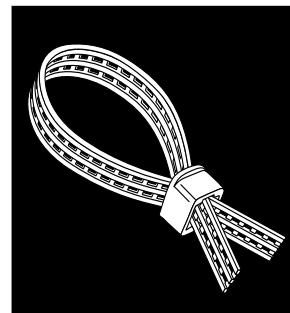


Catamount®

Cable Ties

CAT STRAP

- All Plastic Two Piece Strapping and Buckles for Diverse Applications
- 120# and 250# Minimum Tensiles per MIL-STD-23190
- UV Nylon for Outdoor Use
- 50 Foot Lengths Allow for Large Bundle Diameters; Cut To Size for Your Application
- Resistant To Fuels, Lubricants and Most Chemicals; UL Flammability 94 V-2; Oxygen Index: 30



STRAPPING

Item Number	Trade Size	Width (Inch)	Thickness (Inch)	Minimum Tensile (LB)	Feet/Roll
STR-375-0-L	3/8	.355	.080	120	50
STR-500-0-L	1/2	.495	.103	250	
Tolerance ±		.010			

CLIPS

Item Number	Trade Size	Width (Inch)	Thickness (Inch)	Minimum Tensile (LB)	Quantity
CLIP-375-0-Q	3/8	.600 x .550	.375	120	25
CLIP-500-0-Q	1/2	.810 x .727	.495	250	
Tolerance ±		.010			



STRIPED TIES

Per Bag	Item Number	Tie Color	Stripe Color	Bundle Diameter		Length		Width		Minimum Loop Tensile	
				Inch	(mm)	Inch	(mm)	Inch	(mm)	LB	(kg)
50	L-4-18-1/10-L	Brown	White	1/16 - 7/8	(2 - 16)	4.0	(102)	.100	(3)	18	(8.2)
	L-4-18-1/2-L		Red								
	L-4-18-1/0-L		Black								
	L-4-18-1/4-L		Yellow								
	L-4-18-1/7-L		Purple								
	L-4-18-3/10-L	Orange	White								
	L-4-18-3/2-L		Red								
	L-4-18-3/0-L		Black								
	L-4-18-3/4-L		Yellow								
	L-4-18-3/7-L		Purple								
	L-4-18-5/10-L	Green	White								
	L-4-18-5/2-L		Red								
	L-4-18-5/0-L		Black								
	L-4-18-5/4-L		Yellow								
	L-4-18-5/7-L		Purple								
	L-4-18-6/10-L	Blue	White								
	L-4-18-6/2-L		Red								
	L-4-18-6/0-L		Black								
	L-4-18-6/4-L		Yellow								
	L-4-18-6/7-L		Purple								
L-4-18-8/10-L	Gray	White									
L-4-18-8/2-L		Red									
L-4-18-8/0-L		Black									
L-4-18-8/4-L		Yellow									
L-4-18-8/7-L		Purple									

- Also available in bulk packages of 1000
- Use QC-100, L-200, L-400, L-400C, or ERG-299 Installation Tool

Thomas & Betts



Catamount®

Cable Ties

CATAMOUNT® CABLE TIES INDUSTRIAL JAR

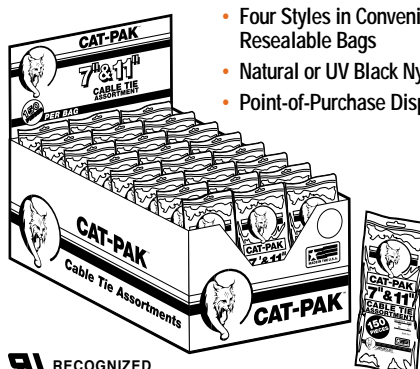


90457-I and 90650-IUV

Features:

- Ties available in natural nylon or black weather-resistant nylon
- Reusable jar
- Easily merchandised
- Great value
- UL Recognized and Mil-Spec Approved

CAT-PAK® CABLE TIE ASSORTMENTS



- Four Styles in Convenient Resealable Bags
- Natural or UV Black Nylon
- Point-of-Purchase Display

UL RECOGNIZED

Item Number	Contents	Material	Bags/Case
CAT-711	100 L-7-50-9 50 L-11-60-9	Natural Nylon	25
CAT-4811	100 L-4-18-9 100 L-8-40-9 50 L-11-50-9		35
CAT-5811	200 L-5-30-9 200 L-8-40-9 50 L-11-50-9		30
CAT-14120	50 L-14-120-9		15

* For UV Black Assortments, add "-B" to Item Number

Catalog Number	Material	Jar Qty.	Length (inches)	Width	Max. Bundle (inches)	Tensile Strength	Pallet Qty.	
							Mini	Full
CAT90457-I	Natural Nylon	200	4	.100	5/8 (6.25)	18#	240	400
		100	5.6	.130	1 1/4 (1.25)	30#		
		200	7.5	.187	1 3/4 (1.75)	50#		
CAT90457-IUV	Black Weather-Resistant Nylon	200	4	.100	5/8 (6.25)	18#		
		100	5.6	.130	1 1/4 (1.25)	30#		
		200	7.5	.187	1 3/4 (1.75)	50#		
90650-I	Natural Nylon	300	4	.100	5/8 (.625)	18#	160	320
		300	7.5	.187	1 3/4 (1.75)	50#		
		50	11.1	.187	3	50#		
90650-IUV	Black Weather-Resistant Nylon	300	4	.100	5/8 (.625)	18#		
		300	7.5	.187	1 3/4 (1.75)	50#		
		50	11.1	.187	3	50#		


Thomas & Betts



Catamount®

Tools

CABLE TIE INSTALLATION TOOLS



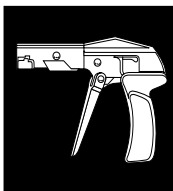
QC-100

A lightweight tool for least critical applications. Cinch tie to desired bundle and twist tool to remove excess strap. Recommended for use with 18 - 50 pound ties.



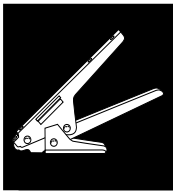
L-400-C

Heavy Duty tool for use with 18 - 50 pound ties. Automatic cut-off and adjustable tensioning for dependable use in assembly applications.



L-200

Economy tool for use with 18 - 50 pound ties. Automatic cut-off removes excess strap flush against cable tie head. Tool is equipped with adjustable tensioning.



L-300

Rugged construction makes this tool ideal for use with our 120 - 175 pound ties. Cinch tie to desired bundle and pull trigger to cut excess flush at Cable Tie head. Field proven durability.

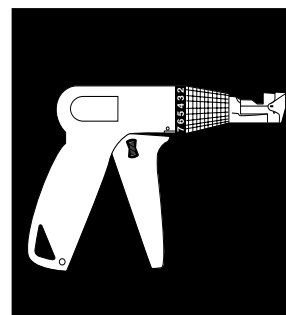
New Ty-Gun™ Cable Tie Tool Attaches Cables Quickly Without Leaving Your Hands In Knots.

Thomas & Betts introduces a break-through ergonomic design that dramatically relieves stress and strain in cable tie installations. The new Ty-Gun™ cable tie tool gets the job done quickly and easily while substantially reducing the risks of carpal tunnel syndrome and other cumulative trauma disorders. The Ty-Gun™ cable tie tool is capable of tension from 18 to 120 lbs. with dramatically reduced low handle force, and provides accurate tension while cleanly cutting off the cable tie. Range of tie body width .094 to .301 inches.

TY-GUN™ CABLE TIE TOOL

Features:

- Wider insertion gap for cable tie means easier tie insertion.
- 380° rotatable nose allows the Ty-Gun tool to be used in any position.
- Quick tension adjustment wheel is located towards front for easy access and fast changes.
- Adjustable handle span fits large and smaller hands.
- Anti-recoil mechanism reduces vibration shock.
- Weighs only 8.5 ounces, with a balanced center of gravity.
- Smooth grip handles, no sharp edges on surface.



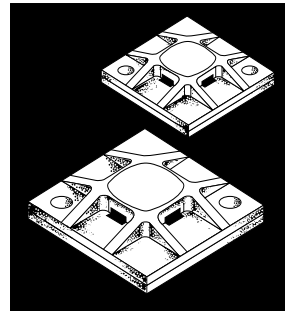
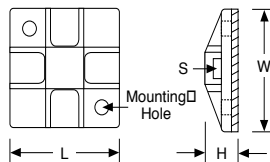
Item Number	Description	Tie Body Width	Std. Pkg.	Wt. Ea.
ERG-299	Cable Tie Tool, 18-50 lbs tension Black Handle	.094 - .184"	1	8.5 oz.
ERG-297	Cable Tie Tool, 50-120 lbs tension Red Handle	.184 - .301"	1	8.5 oz.

Catamount®

Cable Tie Accessories

MOUNTING PADS

- 3/4" and 1" Mounts for Use with 18# through 50# Tensile Cable Ties
- Supplied "Two-Up" on Rubber Based (Synthetic Polymer) Closed Cell Foam Adhesive, "Single-Cut" for Acrylic Based Adhesive or with no Adhesive for #6 Screw Mount applications
- Available in 6/6 Natural Nylon and Heat Stabilized Black Nylon
- UL Flammability 94 V-2 (clip)



3/4" x 3/4" Mount

Item Number	Per Package	Material	Mount Method	H Height Inch (mm)	L Length Inch (mm)	W Width Inch (mm)	S Slot Height Inch (mm)	S Slot Width Inch (mm)				
MPNY-750-0-C	100	Black Nylon	Synthetic Polymer	.205 (5.21)	.750 (19.04)	.750 (19.04)	.050 (1.27)	.140 (3.18)				
MPNY-750-0-D	500											
MPNY-750-9-C	100	Natural Nylon										
MPNY-750-9-D	500											
MPNY-750A-0-C	100	Black Nylon	Acrylic Adhesive									
MPNY-750A-0-D	500											
MPNY-750A-9-C	100	Natural Nylon										
MPNY-750A-9-D	500											
MPNY-750S-0-C	100	Black Nylon	#6 Screw						For use with 18-40 lb. Cable Ties			
MPNY-750S-0-D	500											
MPNY-750S-9-C	100	Natural Nylon										
MPNY-750S-9-D	500											
Tolerance ±				.010 (.254)	.015 (.381)	.010 (.254)						

1" x 1" Mount

Item Number	Per Package	Material	Mount Method	H Height Inch (mm)	L Length Inch (mm)	W Width Inch (mm)	S Slot Height Inch (mm)	S Slot Width Inch (mm)				
MPNY-1000-0-C	100	Black Nylon	Synthetic Polymer	.215 (5.46)	1.000 (25.40)	1.000 (25.40)	.070 (1.78)	.203 (5.16)				
MPNY-1000-0-D	500											
MPNY-1000-9-C	100	Natural Nylon										
MPNY-1000-9-D	500											
MPNY-1000A-0-C	100	Black Nylon	Acrylic Adhesive									
MPNY-1000A-0-D	500											
MPNY-1000A-9-C	100	Natural Nylon										
MPNY-1000A-9-D	500											
MPNY-1000S-0-C	100	Black Nylon	#6 Screw						For use with 18-50 lb. Cable Ties			
MPNY-1000S-0-D	500											
MPNY-1000S-9-C	100	Natural Nylon										
MPNY-1000S-9-D	500											
Tolerance ±				.010 (.254)	.015 (.381)	.010 (.254)						

- Mounting Surface should be cleaned with alcohol based (IPA) cleaner before application.
- Rubber Based adhesive provides instant adhesion. Acrylic Based may be repositioned initially. Allow 24-72 hours set-up for maximum performance with Acrylic Based adhesives.



Thomas & Betts

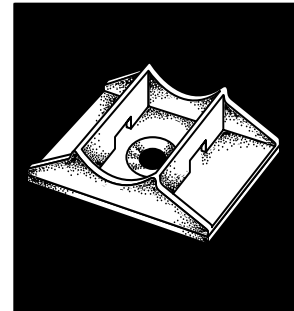
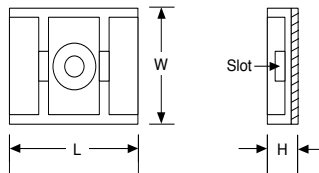


Catamount®

Cable Tie Accessories

MOUNTING CRADLE

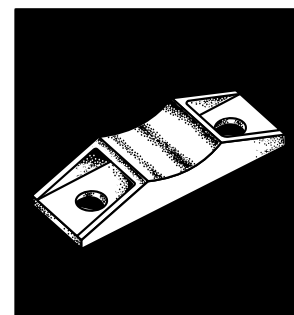
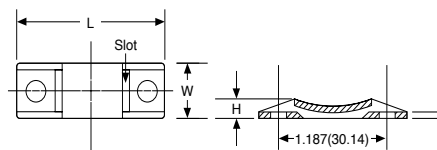
- Accepts Cable Ties to 50# Tensile (Miniature through Standard)
- Supplied "Two-Up" on Closed Cell Foam with Synthetic Polymer "Rubber" Based Adhesive
- Use #6 Self-Tapping Screw for added Strength if Desired
- UL Flammability 94 V-2 (mount)
- Mount Molded in 6/6 Natural Nylon



Item Number	Material	H Height Inch (mm)	L Length Inch (mm)	W Width Inch (mm)	Slot Height Inch (mm)	Slot Width Inch (mm)	Mount Method	Per Package
MCNY-1250-9-D	Natural Nylon	.285 (7.24)	1.250 (31.73)	1.000 (25.40)	.090 (2.29)	.300 (7.62)	Adhesive	500
Tolerance ±		.010 (.254)	.015 (.381)		.010 (.254)			

STRAP MOUNT

- For Use with Cable Ties to 175# Tensile
- Use two #10 Machine Screws to secure
- Stocked in Heat Stabilized Black Nylon for use up to 130°C (Electrical) and 110°C (Mechanical)
- UL Flammability 94 V-2
- Non-Conductive, Non-Corrosive; Resistant to most Fuels, Lubricants and most Chemicals



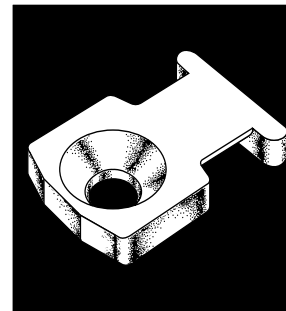
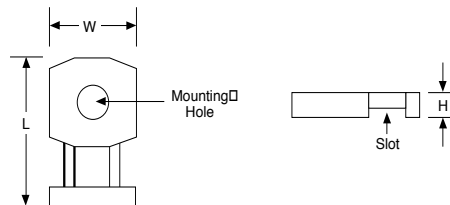
Item Number	Material	H Height Inch (mm)	L Length Inch (mm)	W Width Inch (mm)	Slot Height Inch (mm)	Slot Width Inch (mm)	Mount Method	Per Package
C4NY-203-0-D	Black Nylon	.203 (5.15)	1.562 (39.67)	.531 (13.48)	.115 (2.92)	.390 (9.90)	#10 Screw	500
Tolerance ±		.010 (.254)	.015 (.381)	.010 (.254)	.005 (.127)	.010 (.254)		

Catamount®

Cable Ties Accessories

LOW PROFILE MOUNT

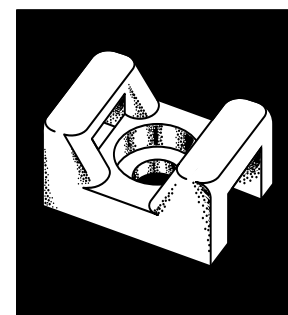
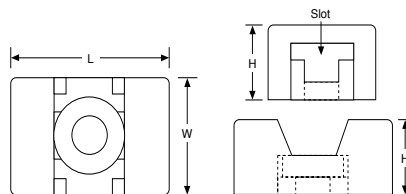
- Accepts Cable Ties to 50# Tensile (Miniature through Standard)
- Use #8 Flat Head Screw to Apply
- Stocked in 6/6 Natural or Heat Stabilized Black Nylon
- UL Flammability 94 V-2
- Oxygen Index: 31
- Non-Conductive, Non-Corrosive; Resistant to Fuels, Lubricants and most Chemicals



Item Number	Material	H Height (mm)	L Length (mm)	W Width (mm)	Slot Height (mm)	Slot Width (mm)	Mount Method	Per Package	
LPM-9-M	Natural Nylon	.120 (3.10)	.733 (18.60)	.487 (12.13)	.225 (5.72)	.300 (7.12)	#8 Flat Head	1000	
LPM-0-M	HS Nylon								
Tolerance ±						.010 (.254)			

SCREW MOUNT

- SMNY-001 Accepts Cable Ties to 50# Tensile (Miniature through Standard)
- SMNY-002 Accepts Cable Ties to 120# Tensile (Miniature through Heavy Duty)
- Use #4, #6, #8 or #10 Machine Screw (as referenced) to Apply
- Stocked in 6/6 Natural or Heat Stabilized Black Nylon
- UL Flammability 94 V-2
- Non-Conductive, Non-Corrosive; Resistant to Fuels, Lubricants and most Chemicals



Item Number	Material	H Height (mm)	L Length (mm)	W Width (mm)	Slot Height (mm)	Slot Width (mm)	Mount Method	Per Package	
NEW → SMNY-000-9-D	Natural Nylon	.270 (6.86)	.570 (14.48)	.340 (8.64)	.070 (1.78)	.120 (3.10)	#4 Screw	500	
SMNY-001-9-D		.280 (7.11)	.600 (15.24)	.385 (9.77)	.060 (1.52)	.200 (5.08)	#6, #8 Screw		
SMNY-002-9-D		.390 (9.90)	.875 (22.22)	.625 (15.87)	.090 (2.29)	.325 (8.26)	#8, #10 Screw		
SMNY-001-0-D	Heat Stabilized Black Nylon	.280 (7.11)	.600 (15.24)	.385 (9.77)	.060 (1.52)	.200 (5.08)	#6, #8 Screw		
SMNY-002-0-D		.390 (9.90)	.875 (22.22)	.625 (15.87)	.090 (2.29)	.325 (8.26)	#8, #10 Screw		
Tolerance ±						.015 (.381)			

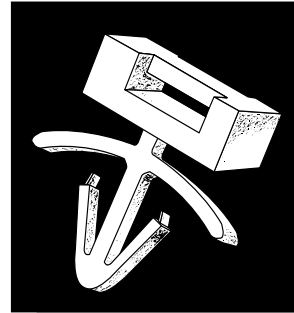
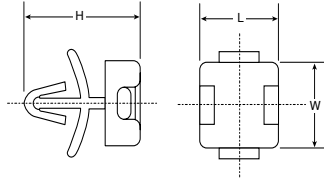
Catamount®

Cable Tie Accessories

PUSH MOUNTS


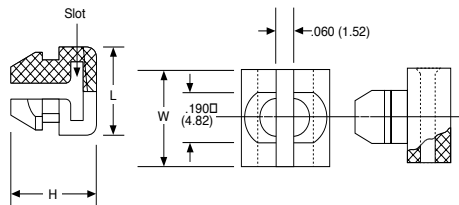
PMNY-185

- Versatile Push Mount for Cable Ties to 50# Tensile Strength
- For use in .187 / .192 Mounting Hole for Panel Thickness .030 to .080
- Stocked in 6/6 Natural Nylon
- UL Flammability: 94 V-2
- Oxygen Index: 31
- Non-Conductive, Non-Corrosive; Resistant to Fuels, Lubricants and most Chemicals



PMNY-245

- Accepts Cable Ties to 50# Tensile (Miniature through Standard)
- For use in .250" Mounting Hole for Maximum Panel Thickness of .062"
- Stocked in 6/6 Natural Nylon
- UL Flammability 94 V-2
- Oxygen Index: 31
- Non-Conductive, Non-Corrosive; Resistant to Fuels, Lubricants and most Chemicals

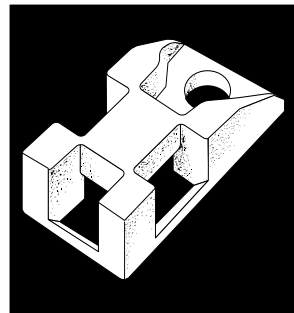
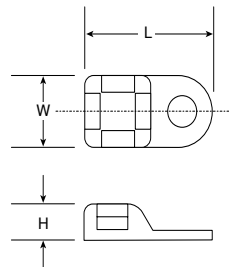


NEW =>

Item Number	Material	H Height Inch (mm)	L Length Inch (mm)	W Width Inch (mm)	Slot Height Inch (mm)	Slot Width Inch (mm)	Per Package
PMNY-185-9-D	Natural Nylon	.640 (16.26)	.430 (10.92)	.430 (10.92)	.065 (1.65)	.065 (1.65)	500
PMNY-245-9-D		.355 (9.01)	.320 (8.12)	.320 (8.12)	.050 (1.27)	.220 (5.59)	
Tolerance ±		.010 (.254)					

4-WAY MOUNT

- 4-Way Screw Mounts for Cable Ties to 50# Tensile Strength
- Mount With #6 or #8 Screws
- Available in 6/6 Natural Nylon
- UL Flammability: 94 V-2




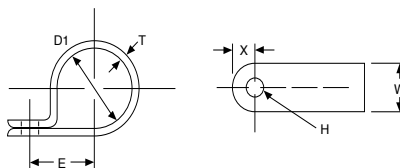
Item Number	Height	Length	Width	Slot Width	Mount Dia.	Per Package
SMNY-180-9-D	.150	.920	.420	.180	.160	500
SMNY-220-9-D	.230	.950	.500	.220	.170	
Tolerance ±		.015				

Catamount®

Cable Ties Accessories

PLAIN EDGE CABLE CLAMPS

- Fully Radiused Inside Edges with Size Markings in Inches and Millimeters for Easy Identification
- Stocked in Natural White and Black 6/6 Nylon
- 18 Diameters and 2 Widths with Mounting Holes for #4 through #10 Screws
- Plain Edge Cable Clamps are designed to perform to NAS-1397P
- Non-Conductive, Non-Corrosive; Resistant to Fuels, Lubricants and most Chemicals



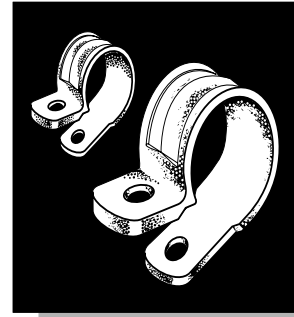
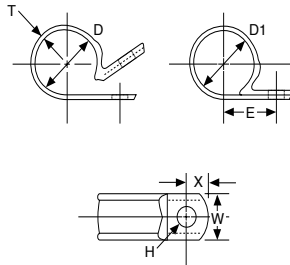
Item Number		D1 Closed Diameter		E		T Thickness		W Width		H Hole Diameter		X		Per Package					
White	Black	Inch	(mm)	Inch	(mm)	Inch	(mm)	Inch	(mm)	Inch	(mm)	Inch	(mm)						
N4NY-002-9-M	N4NY-002-0-M	.125	(3.2)	.343	(8.7)	.050	(1.3)	.375	(9.5)	.170	(4.3)	.218	(5.5)	1000					
N4NY-003-9-M	N4NY-003-0-M	.187	(4.8)	.378	(9.6)														
N4NY-004-9-M	N4NY-004-0-M	.250	(6.4)	.421	(10.7)														
N4NY-005-9-M	N4NY-005-0-M	.312	(7.9)	.441	(11.2)														
N4NY-006-9-M	N4NY-006-0-M	.375	(9.5)	.464	(11.8)														
N4NY-007-9-M	N4NY-007-0-M	.437	(11.1)	.500	(12.7)														
N4NY-008-9-M	N4NY-008-0-M	.500	(12.7)	.530	(13.5)														
N4NY-002B-9-M	N4NY-002B-0-M	.125	(3.2)	.343	(8.7)														
N4NY-003B-9-M	N4NY-003B-0-M	.187	(4.8)	.378	(9.6)														
N4NY-004B-9-M	N4NY-004B-0-M	.250	(6.4)	.421	(10.7)														
N4NY-005B-9-M	N4NY-005B-0-M	.312	(7.9)	.441	(11.2)														
N4NY-006B-9-M	N4NY-006B-0-M	.375	(9.5)	.464	(11.8)														
N4NY-007B-9-M	N4NY-007B-0-M	.437	(11.1)	.500	(12.7)														
N4NY-008B-9-M	N4NY-008B-0-M	.500	(12.7)	.530	(13.5)														
N6NY-004C-9-M	N6NY-004C-0-M	.250	(6.4)	.437	(11.1)					.060	(1.5)				.500	(12.7)	.203	(5.2)	500
N6NY-005C-9-M	N6NY-005C-0-M	.312	(7.9)	.474	(12.0)														
N6NY-006C-9-M	N6NY-006C-0-M	.375	(9.5)	.500	(12.7)														
N6NY-007C-9-M	N6NY-007C-0-M	.437	(11.1)	.533	(13.5)														
N6NY-008C-9-M	N6NY-008C-0-M	.500	(12.7)	.553	(14.1)														
N6NY-009-9-M	N6NY-009-0-M	.562	(14.3)	.603	(15.3)														
N6NY-010-9-M	N6NY-010-0-M	.625	(15.9)	.625	(15.9)														
N6NY-011-9-M	N6NY-011-0-M	.687	(17.4)	.665	(16.9)														
N6NY-012-9-M	N6NY-012-0-M	.750	(19.1)	.699	(17.8)														
N6NY-013-9-M	N6NY-013-0-M	.812	(20.6)	.765	(19.9)														
N6NY-014-9-M	N6NY-014-0-M	.875	(22.2)	.795	(20.2)														
N6NY-016-9-M	N6NY-016-0-M	1.000	(25.4)	.825	(20.9)														
N6NY-018-9-D	N6NY-018-0-D	1.125	(28.6)	.940	(23.8)														
N6NY-019-9-D	N6NY-019-0-D	1.187	(30.1)	.963	(24.5)														
N6NY-020-9-D	N6NY-020-0-D	1.250	(31.8)	.980	(24.9)														
N6NY-022-9-D	N6NY-022-0-D	1.375	(34.9)	1.045	(26.5)														
N6NY-024-9-D	N6NY-024-0-D	1.500	(38.1)	1.114	(28.3)														
Tolerance ±		.010 (.254)	.030 (.762)	.005 (.127)	.015 (.381)	.010 (.254)	.030 (.762)												

Catamount®

Cable Clamps & Clips

SELF-ALIGNING CABLE CLAMPS

- Molded-In Saddle Washer enhances Performance and Appearance
- Self-Alignment feature makes this Clamp Ideal for Assembly Applications
- 14 Diameters and 2 Widths with Mounting Holes for #4 through #10 Screws
- UL Flammability W.NY 94 V-2; W.TZ 94 V-0
- Stocked in Nylon, Heat Stabilized Black Nylon, and DuPont Tefzel for Highest Heat Applications
- Item Numbers Molded-in for Easy Identification



Item Number	Material	D		E	T	W	H	X		Per Package			
		Nominal Diameter	D1 Closed Diameter					Inch	mm				
W4NY-125-9-M	Natural Nylon	.125 (3.17)	.114 (2.89)	.333 (8.46)	.040 (1.02)	.375 (9.52)	.167 (4.24)	.257 (6.53)		1000			
W4NY-187-9-M		.187 (4.76)	.172 (4.36)	.355 (9.02)				.218 (5.53)					
W4NY-250-9-M		.250 (6.34)	.234 (5.94)	.382 (9.70)				.190 (4.83)					
W4NY-312-9-M		.312 (7.93)	.297 (7.54)	.422 (10.71)				.205 (5.21)					
W4NY-375-9-M		.375 (9.52)	.359 (9.11)	.454 (11.53)				.210 (5.33)					
W4NY-500-9-M		.500 (12.69)	.484 (12.29)	.490 (12.45)				.266 (6.76)					
W6NY-187-9-M		.187 (4.76)	.172 (4.36)	.375 (9.52)				.060 (1.52)	.500 (12.69)		.203 (5.15)	.241 (6.12)	
W6NY-250-9-M		.250 (6.34)	.234 (5.94)	.407 (10.34)								.280 (7.11)	
W6NY-312-9-M		.312 (7.93)	.297 (7.54)	.445 (11.30)								.291 (7.39)	
W6NY-375-9-M		.375 (9.52)	.359 (9.11)	.484 (12.29)								.263 (6.68)	
W6NY-437-9-M		.437 (11.11)	.422 (10.71)	.522 (13.25)								.272 (6.91)	
W6NY-500-9-M		.500 (12.69)	.484 (12.29)	.560 (14.22)								.236 (5.99)	
W6NY-562-9-M		.562 (14.28)	.547 (13.90)	.657 (16.68)								.290 (7.37)	
W6NY-625-9-M		.625 (15.87)	.609 (15.46)	.637 (16.17)								.327 (8.31)	
W6NY-687-9-M	.687 (17.46)	.672 (17.06)	.694 (17.63)	.326 (8.28)									
W6NY-750-9-M	.750 (19.04)	.734 (18.64)	.726 (18.44)	.323 (8.20)									
W6NY-812-9-M	.812 (20.63)	.797 (20.24)	.776 (19.71)	.310 (7.87)									
W6NY-875-9-D	.875 (22.22)	.859 (21.81)	.733 (18.62)	.292 (7.42)									
W6NY-1000-9-D	1.000(25.39)	.984 (24.99)	.881 (22.38)	.339 (8.61)									
W6NY-1250-9-D	1.250(31.73)	1.227(31.16)	1.010(25.65)										
W4NY-125-0-M	Heat Stabilized Black Nylon	.125 (3.17)	.114 (2.89)	.333 (8.46)	.040 (1.02)	.375 (9.52)	.167 (4.24)	.257 (6.53)		1000			
W4NY-187-0-M		.187 (4.76)	.172 (4.36)	.355 (9.02)				.218 (5.53)					
W4NY-250-0-M		.250 (6.34)	.234 (5.94)	.382 (9.70)				.190 (4.83)					
W4NY-312-0-M		.312 (7.93)	.297 (7.54)	.422 (10.71)				.205 (5.21)					
W4NY-375-0-M		.375 (9.52)	.359 (9.11)	.454 (11.53)				.210 (5.33)					
W4NY-500-0-M		.500 (12.69)	.484 (12.29)	.490 (12.45)				.266 (6.76)					
W6NY-187-0-M		.187 (4.76)	.172 (4.36)	.375 (9.52)				.060 (1.52)	.500 (12.69)		.203 (5.15)	.241 (6.12)	
W6NY-250-0-M		.250 (6.34)	.234 (5.94)	.407 (10.34)								.280 (7.11)	
W6NY-312-0-M		.312 (7.93)	.297 (7.54)	.445 (11.30)								.291 (7.39)	
W6NY-375-0-M		.375 (9.52)	.359 (9.11)	.484 (12.29)								.263 (6.68)	
W6NY-437-0-M		.437 (11.11)	.422 (10.71)	.522 (13.25)								.272 (6.91)	
W6NY-500-0-M		.500 (12.69)	.484 (12.29)	.560 (14.22)								.236 (5.99)	
W6NY-562-0-M		.562 (14.28)	.547 (13.90)	.657 (16.68)								.290 (7.37)	
W6NY-625-0-M		.625 (15.87)	.609 (15.46)	.637 (16.17)								.327 (8.31)	
W6NY-687-0-M	.687 (17.46)	.672 (17.06)	.694 (17.63)	.326 (8.28)									
W6NY-750-0-M	.750 (19.04)	.734 (18.64)	.726 (18.44)	.323 (8.20)									
W6NY-812-0-M	.812 (20.63)	.797 (20.24)	.776 (19.71)	.310 (7.87)									
W6NY-875-0-D	.875 (22.22)	.859 (21.81)	.733 (18.62)	.292 (7.42)									
W6NY-1000-0-D	1.000(25.39)	.984 (24.99)	.881 (22.38)	.339 (8.61)									
W6NY-1250-0-D	1.250(31.73)	1.227(31.16)	1.010(25.65)										
Tolerance ±		.010 (.254)	.030 (.762)	.005 (.127)	.015 (.381)	.010 (.254)	.030 (.762)						

(Continued)

Thomas & Betts



Catamount®

Cable Clamps & Clips

SELF-ALIGNING CABLE CLAMPS

Item Number	Material	D Nominal Diameter		D1 Closed Diameter		E		T		W		H Hole Diameter		X		Per Package
		Inch (mm)	(mm)	Inch (mm)	(mm)	Inch (mm)	(mm)	Thickness Inch (mm)	(mm)	Width Inch (mm)	(mm)	Inch (mm)	(mm)	Inch (mm)	(mm)	
W4TZ-125-5-D	Tefzel	.125 (3.17)		.114 (2.89)		.333 (8.46)		.040 (1.02)		.375 (9.52)	.167 (4.24)			.257 (6.53)	500	
W4TZ-187-5-D		.187 (4.76)		.172 (4.36)		.355 (9.02)								.218 (5.53)		
W4TZ-250-5-D		.250 (6.34)		.234 (5.94)		.382 (9.70)								.190 (4.83)		
W4TZ-312-5-D		.312 (7.93)		.297 (7.54)		.422 (10.71)								.205 (5.21)		
W4TZ-375-5-D		.375 (9.52)		.359 (9.11)		.454 (11.53)								.210 (5.33)		
W4TZ-500-5-D		.500 (12.69)		.484 (12.29)		.490 (12.45)								.266 (6.76)		
W6TZ-187-5-D		.187 (4.76)		.172 (4.36)		.375 (9.52)	.060 (1.52)		.500 (12.69)	.203 (5.15)			.241 (6.12)			
W6TZ-250-5-D		.250 (6.34)		.234 (5.94)		.407 (10.34)							.280 (7.11)			
W6TZ-312-5-D		.312 (7.93)		.297 (7.54)		.445 (11.30)							.291 (7.39)			
W6TZ-375-5-D		.375 (9.52)		.359 (9.11)		.484 (12.29)							.263 (6.68)			
W6TZ-437-5-D		.437 (11.11)		.422 (10.71)		.522 (13.25)							.272 (6.91)			
W6TZ-500-5-D		.500 (12.69)		.484 (12.29)		.560 (14.22)							.290 (7.37)			
W6TZ-625-5-D		.625 (15.87)		.609 (15.46)		.637 (16.17)							.326 (8.28)			
W6TZ-750-5-D		.750 (19.04)		.734 (18.64)		.726 (18.44)										
Tolerance ±				.010 (.254)		.030 (.762)							.005 (.127)	.015 (.381)		.010 (.254)

• Tefzel is a Trademark of the DuPont Corporation

Patent No. 4535960

• See our new Snap Mounts on page 28.

The champ clamp.



UNIQUE
SELF-ALIGNING
FEATURE

• 2 STYLES • 2 WIDTHS
• 19 DIAMETERS

MADE IN THE U.S.A.



CATAMOUNT

Catamount's Self-Aligning Cable Clamps have a molded-in alignment feature that make the clamp ideal for aesthetic or assembly applications.

Self-Aligning Clamps are available in 6/6 Nylon, Heat Stabilized Nylon, and DuPont Tefzel for extreme applications. Plain Edge Cable Clamps are also available.

Catamount manufactures a complete line of plastic fasteners including cable ties and accessories, clamps, clips, screws, nuts, bolts, spacers and standoffs. Catamount products are sold through stocking Catamount distributors nationwide.

Try this clamp.

Thomas&Betts

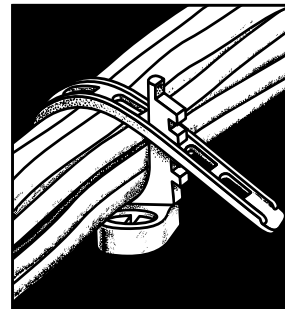
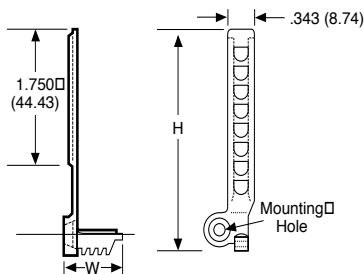
**TEST
SAMPLES**
SENT WITH
YOUR
INQUIRY

Catamount®

Cable Clamps & Clips

TAB-LOK CABLE CLAMPS

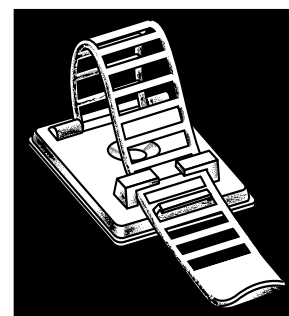
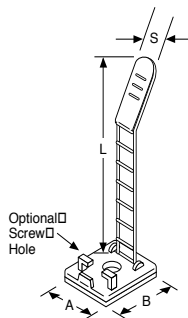
- Adjustable Cable Clamp for Diameters to 3/4"
- Releasable and Reusable. Add or Remove Wires from Bundles as Required.
- #6 or #8 82° Flat Head Machine Screw to Mount
- Stocked in 6/6 Natural Nylon
- UL Flammability 94 V-2
- Non-Conductive, Non-Corrosive; Resistant to Fuels, Lubricants and most Chemicals



Item Number	Material	H Height Inch (mm)	W Width Inch (mm)	Adjustable Diameter Inch (mm)	Mounting Method	Per Package
TBNY-750-9-M	Natural Nylon	2.833 (71.96)	.850 (21.59)	.375 - .750 (9.52 - 19.05)	#6, #8 Flat Head Screw	1000
Tolerance ±		.030 (.762)	.015 (.381)			

ADJUSTABLE CABLE CLAMPS

- Three Sizes for Bundles from .118" to .984"
- Ladder Style Fastener is easily Released and Refastened
- Supplied "Single-Cut" on a Rubber Based Closed Cell Foam Adhesive
- Stocked in 6/6 Gray Nylon
- UL Flammability 94 V-2 (clip)
- Optional Screw Hole for #4 or #5 Flat Head Screw




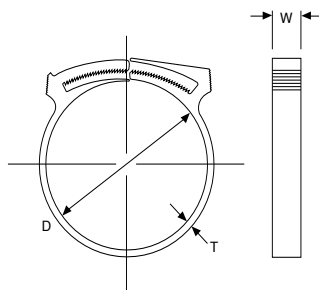
Item Number	Material	A		B		S		L		Applied Wire Range	Screw Hole Dia.		Per Package
		Inch	(mm)	Inch	(mm)	Inch	(mm)	Inch	(mm)		Inch	(mm)	
ULNY-013-8-C	Gray Nylon	.709	(18.00)	.984	(25.00)	.314	(8.00)	2.340	(59.50)	.118 - .500	.110 (2.79)	100	
ULNY-018-8-C		.827	(21.00)	1.180	(30.00)	.472	(12.00)	3.120	(79.40)	.197 - .827			
ULNY-023-8-C		.984	(25.00)	1.380	(35.00)	.551	(14.00)	3.370	(85.50)	.275 - .984			
Tolerance ±		.015 (.381)		.010 (.254)		.030 (.762)							

Catamount®

Cable Clamps & Clips

GATOR GRIP HOSE CLAMP

- 16 Sizes for Bundle Diameters to 2 3/8"
- Removable and Reusable. Twist by hand or with pliers to remove
- Stocked in Black Nylon. 100 Pieces per package
- UL Flammability 94 V-2
- Non-Conductive, Non-corrosive; Resistant to Fuels, Lubricants and most Chemicals
- Request Samples for Testing to your Application. Tested to 250 PSI



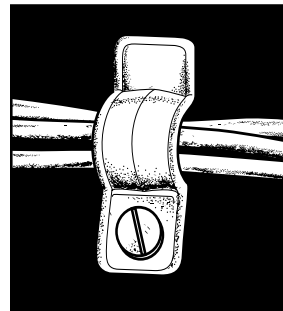
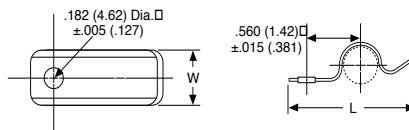
Item Number	D Nominal Diameter Inch (mm)	D1 Closed Diameter Inch (mm)	T Thickness Inch (mm)	W Width inch (mm)	Bulk Quantity
GGNY-344-0-C	¹³ / ₃₂ (10/32)	¹¹ / ₃₂ (8.73)	.070 (1.8)	.220 (5.6)	100 Packs
GGNY-406-0-C	¹⁵ / ₃₂ (11.92)	¹³ / ₃₂ (10.32)			
GGNY-468-0-C	¹⁷ / ₃₂ (13.49)	¹⁵ / ₃₂ (11.91)			
GGNY-531-0-C	¹⁹ / ₃₂ (15.08)	¹⁷ / ₃₂ (13.49)			
GGNY-593-0-C	²¹ / ₃₂ (16.67)	¹⁹ / ₃₂ (15.08)			
GGNY-672-0-C	¹³ / ₁₆ (20.64)	⁴³ / ₆₄ (17.07)		.310 (7.9)	
GGNY-750-0-C	⁷ / ₈ (22.23)	³ / ₄ (19.05)			
GGNY-875-0-C	1 (25.40)	⁷ / ₈ (22.23)		.360 (9.1)	
GGNY-953-0-C	¹⁷ / ₃₂ (27.78)	⁶¹ / ₆₄ (24.21)			
GGNY-1031-0-C	¹³ / ₁₆ (30.16)	¹ / ₃₂ (26.19)		.400 (10.2)	
GGNY-1250-0-C	¹⁷ / ₁₆ (36.51)	¹ / ₄ (31.75)			
GGNY-1406-0-C	¹ / ₈ (41.28)	¹ / ₁₆ (35.72)			
GGNY-1593-0-C	¹³ / ₁₆ (46.04)	¹ / ₁₆ (40.48)			
GGNY-1687-0-C	²⁹ / ₃₂ (48.42)	¹ / ₁₆ (42.86)			
GGNY-1875-0-C	² / ₈ (53.98)	¹ / ₈ (47.63)			
GGNY-2125-0-C	² / ₈ (60.33)	² / ₈ (53.98)			
Tolerance ±	.010 (.254)				

Catamount®

Cable Clamps & Clips

FLEX CLIPS


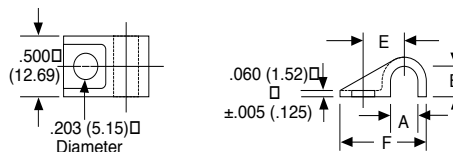
- Utilizes Nylon's "Memory" to Retain Original Shape even after Repeated Use
- Ideal for Temporary Applications
- Mounts with one #8 Machine Screw
- Stocked in Natural 6/6 Nylon
- UL Flammability 94 V-2
- Non-Conductive, Non-Corrosive; Resistant to Fuels, Lubricants and most Chemicals



Item Number	Material	L Length Inch (mm)	W Width Inch (mm)	Max. Cable Diameter Inch (mm)	Mounting Method	Per Package
FCNY-312-9-M	Natural Nylon	1.350 (34.29)	.500 (12.69)	.312 (7.93)	#8 Screw	1000
Tolerance ±		.020 (.508)	.015 (.381)			

HALF CLAMPS

- Rugged Clamps with Reinforced Side Panels for Bundle Diameters to .484"
- .203 Mounting Hole accepts #6 through #10 Screws
- Stocked in 6/6 Natural and Heat Stabilized Black Nylon
- UL Flammability 94 V-2
- Non-Conductive, Non-Corrosive; Resistant to Fuels, Lubricants and most Chemicals



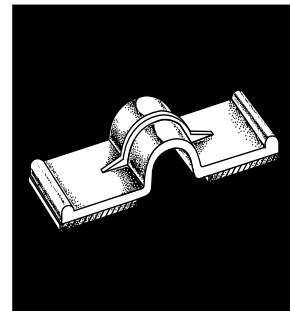
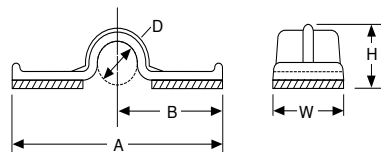
Item Number	Material	Inch A (mm)	Inch B (mm)	Inch E (mm)	Inch F (mm)	Per Package
CPNY-115-9-M	Natural Nylon	.115 (2.92)	.115 (2.92)	.314 (7.98)	.675 (17.15)	1000
CPNY-172-9-M		.172 (4.36)	.172 (4.36)	.336 (8.53)	.732 (18.59)	
CPNY-234-9-M		.234 (5.94)	.234 (5.94)	.370 (9.40)	.793 (20.14)	
CPNY-297-9-M		.297 (7.54)	.297 (7.54)	.400 (10.16)	.859 (21.82)	
CPNY-359-9-M		.359 (9.11)	.359 (9.11)	.435 (11.05)	.920 (23.37)	
CPNY-422-9-M		.422 (10.71)	.422 (10.71)	.470 (11.94)	.980 (24.89)	
CPNY-484-9-M		.484 (12.29)	.484 (12.29)	.500 (12.69)	1.044 (26.52)	
CPNY-115-0-M	Heat Stabilized Black Nylon	.115 (2.92)	.115 (2.92)	.314 (7.98)	.675 (17.15)	
CPNY-172-0-M		.172 (4.36)	.172 (4.36)	.336 (8.53)	.732 (18.59)	
CPNY-234-0-M		.234 (5.94)	.234 (5.94)	.370 (9.40)	.793 (20.14)	
CPNY-297-0-M		.297 (7.54)	.297 (7.54)	.400 (10.16)	.859 (21.82)	
CPNY-359-0-M		.359 (9.11)	.359 (9.11)	.435 (11.05)	.920 (23.37)	
CPNY-422-0-M		.422 (10.71)	.422 (10.71)	.470 (11.94)	.980 (24.89)	
CPNY-484-0-M		.484 (12.29)	.484 (12.29)	.500 (12.69)	1.044 (26.52)	
Tolerance ±		.010 (.254)		.015 (.381)		

Catamount®

Cable Clamps & Clips

PRESS CLIPS

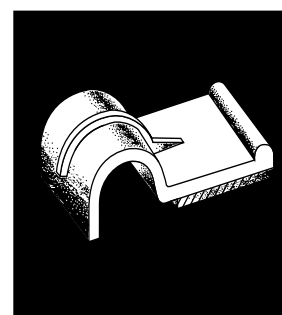
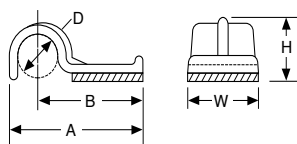
- 4 Sizes to Accommodate Bundles up to 1/2"
- Clips are provided "Two-Up" on a Rubber Based Closed Cell Foam Adhesive
- Stocked in 6/6 Natural Nylon. Contact Factory for availability in Special Materials
- UL Flammability 94 V-2 (clip)



Item Number	Material	D Diameter		A		B		H		W		Per Package
		Inch	(mm)	Inch	(mm)	Inch	(mm)	Inch	(mm)	Inch	(mm)	
PCNY-125-9-D	Natural Nylon	.125	(3.17)	.760	(19.30)	.380	(9.65)	.211	(5.36)	.375	(9.52)	500
PCNY-250-9-D		.250	(6.35)	1.380	(35.05)	.690	(17.52)	.324	(8.23)	.500	(12.69)	
PCNY-375-9-D		.375	(9.52)	1.470	(37.32)	.735	(18.61)	.444	(11.29)	.625	(15.87)	
PCNY-500-9-D		.500	(12.69)	1.590	(40.57)	.795	(20.19)	.585	(14.85)	.750	(19.05)	
Tolerance ±		.010	(.254)	.020	(.508)			.010	(.254)			

HALF PRESS CLIPS

- 4 Sizes to Accommodate Bundles up to 1/2"
- Clips are provided "Two-Up" on a Rubber Based Closed Cell Foam Adhesive
- Stocked in 6/6 Natural Nylon. Contact Factory for availability in Special Materials.
- UL Flammability 94 V-2 (clip)




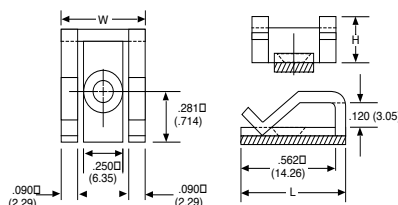
Item Number	Material	D Diameter		A		B		H		W		Per Package
		Inch	(mm)	Inch	(mm)	Inch	(mm)	Inch	(mm)	Inch	(mm)	
HCNY-125-9-M	Natural Nylon	.125	(3.17)	.493	(12.52)	.380	(9.65)	.180	(4.57)	.375	(9.52)	1000
HCNY-250-9-M		.250	(6.35)	.865	(21.97)	.690	(17.52)	.325	(8.25)	.500	(12.69)	
HCNY-375-9-M		.375	(9.52)	.980	(24.88)	.750	(19.05)	.415	(10.54)	.625	(15.87)	
HCNY-500-9-M		.500	(12.69)	1.110	(28.19)	.820	(20.83)	.560	(14.22)	.750	(19.05)	
Tolerance ±		.010	(.254)	.020	(.508)			.010	(.254)			

Catamount®

Cable Clamps & Clips

FLAT CABLE CLIPS

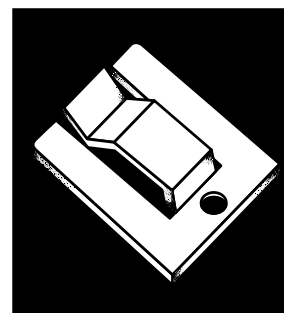
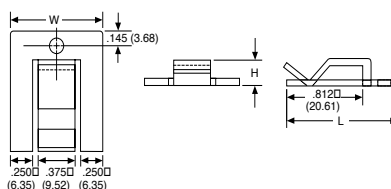
- Low Profile Clip for Single or Multiple Layers of Flat Ribbon Cable
- FANY supplied "Two-Up" on a Rubber Based Closed Cell Foam Adhesive
- Screw Mountable with a #4 Flat Head Screw
- Flexible Tangs allow for easy Removal and Replacement of desired cable
- Stocked in 6/6 Natural Nylon
- UL Flammability 94 V-2 (clip)



Item Number	Material	H Height Inch (mm)	L Length Inch (mm)	W Width Inch (mm)	Mounting Method	Per Package
FANY-562-9-D	Natural Nylon	.264 (6.70)	.625 (15.87)	.500 (12.69)	Adhesive	500
FSNY-562-9-D		.233 (5.92)			#4 Screw	
Tolerance ±		.010 (.254)	.015 (.381)			

FLAT CABLE SCREW CLIP

- Flat Ribbon Cable Clamp with Mounting Hole for #8 Screw
- Stocked in Natural 6/6 Nylon
- Flexible Center Tang allows for easy Removal and Replacement of desired cable
- UL Flammability 94 V-2
- Non-Conductive, Non-Corrosive; Resistant to Fuels, Lubricants and most Chemicals




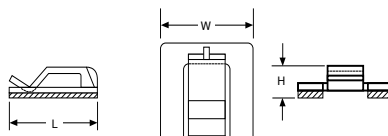
Item Number	Material	H Height Inch (mm)	L Length Inch (mm)	W Width Inch (mm)	Mounting Method	Per Package
FSNY-812-9-D	Natural Nylon	.125 (3.17)	1.187 (30.15)	1.000 (25.40)	#8 Screw	500
Tolerance ±		.010 (.254)	.015 (.381)			

Catamount®

Cable Clamps & Clips

FLAT ADHESIVE CLIPS


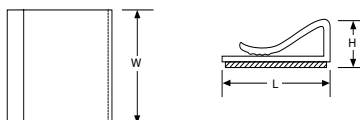
- Low Profile Clip for Single or Multiple Layers of Flat Ribbon Cable
- Supplied "Two-Up" on a Rubber Based Closed Cell Foam Adhesive
- Flexible Center Tang for Removal or Addition of Cables
- Stocked in 6/6 Natural Nylon
- UL Flammability 94 V-2 (clip)



Item Number	Material	H Height Inch (mm)	L Length Inch (mm)	W Width Inch (mm)	Mounting Method	Per Package
FANY-812-9-D	Natural Nylon	.281 (7.14)	1.000 (25.40)	1.000 (25.40)	Adhesive	500
Tolerance ±		.010 (.254)	.015 (.381)			

FLAT PVC CLIPS

- Low Profile Clip for Single or Multiple Layers of Flat Ribbon Cable
- "Single-Cut" on a Rubber Based Closed Cell Foam Adhesive
- Gray PVC
- UL Flammability 94 V-0 (clip)



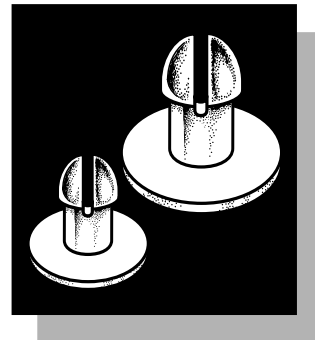
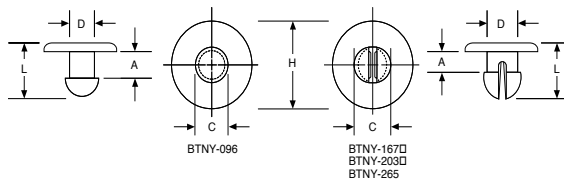
Item Number	Material	H Height Inch (mm)	L Length Inch (mm)	W Width Inch (mm)	Mounting Method	Per Package
FRPV-1000-8-D	Gray PVC	.230 (5.84)	1.062 (26.97)	1.000 (25.40)	Adhesive	500
Tolerance ±		.015 (.381)	.030 (.762)	.015 (.381)		

Catamount®

Cable Clamps & Clips

STUD BUTTONS


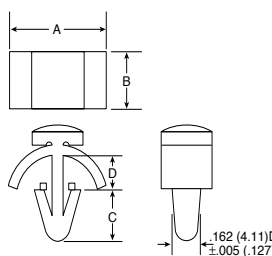
- Utilize Nylon's "Memory" to Retain Original Shape after Compression
- Part Numbers contain Recommended Mounting Hole Diameters
- For use with Catamount Strapping or Panel Thickness through .165" with Mounting Holes through #1/4
- Stocked in Heat Stabilized Black Nylon for High Heat Applications
- UL Flammability 94 V-2



Item Number	H Head Dia.		A		C		D		L		Per Package
	Inch	(mm)	Inch	(mm)	Inch	(mm)	Inch	(mm)	Inch	(mm)	
BTNY-096-0-D	.281	(7.13)	.093	(2.36)	.105	(2.66)	.093	(2.36)	.206	(5.23)	500
BTNY-167-0-D	.343	(8.71)	.125	(3.17)	.202	(5.13)	.165	(4.19)	.297	(7.54)	
BTNY-203-0-D	.468	(11.88)	.156	(3.96)	.238	(6.04)	.200	(5.08)	.359	(9.11)	
BTNY-265-0-D	.580	(14.73)	.171	(4.34)	.300	(7.62)	.260	(6.60)	.410	(10.41)	
Tolerance ±					.010	(.254)					

SNAP MOUNTS

- For Panel Thicknesses from .060" to .150" to Hold Separate Pieces of Material Together
- Used with W4 or N4 Series Cable Clamps; Allowable Panel Thickness is .030" to .050"
- Stocked in Natural 6/6 Nylon
- UL Flammability 94 V-2
- Non-Conductive, Non-Corrosive, Resistant to Fuels, Lubricants and most Chemicals




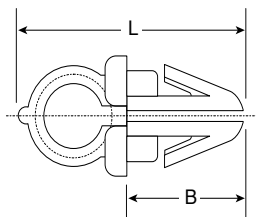
Item Number	Material	A		B		C		D		Per Package	
		Inch	(mm)	Inch	(mm)	Inch	(mm)	Inch	(mm)		
MSNY-166-9-M	Natural Nylon	.485	(12.32)	.312	(7.93)	.281	(7.14)	.180	(4.57)	1000	
Tolerance ±					.010	(.254)					

Catamount®

Cable Clamps & Clips

TUBE CLIPS

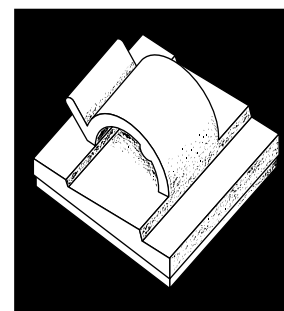
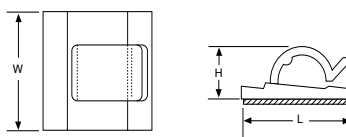
- Push Mount Clips For Tubing Up To .357" Outside Diameter
- Use in 1/4" Mounting Hole
- Flexible for Panel Thicknesses from .040" to .125"
- Available in 6/6 Natural Nylon
- Non-Conductive, Non-Corrosive; Resistant To Fuels, Lubricants and Most Chemicals



Item Number	Length	Bundle Diameter	Barb Length	Mounting Hole Dia.	Panel Thickness	Per Package
TCNY-250-9-D	.820	.250	.420	.250	.030 - .125	500
TCNY-375-9-D	.980	.375	.440			
Tolerance ±	.015			.015		

ROUND ADHESIVE CLIPS

- Diverse Cable Clamps for Bundle Diameters from .160 to .620
- Two-Up on a Rubber Based Closed Cell Foam Adhesive
- Natural Nylon
- UL Flammability 94 V-2 (clip)
- Flexible Center Tang for Removal or Addition of Cables



Item Number	Material	H Height Inch (mm)	L Length Inch (mm)	W Width Inch (mm)	Maximum Bundle	Mounting Method	Per Package
RANY-160-9-D	Natural Nylon	.250 (6.35)	.630 (16.00)	.580 (14.73)	.160	Rubber Based Adhesive	500
RANY-280-9-D		.410 (10.41)	1.000 (25.40)	1.000 (25.40)	.280		
RANY-530-9-D		.620 (15.75)	1.000 (25.40)	1.000 (25.40)	.530		
RANY-620-9-D		.560 (14.22)	1.250 (31.75)	1.120 (28.45)	.620		
Tolerance ±		.015	(.381)				

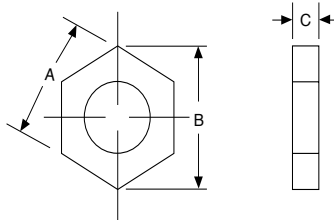
- Available July 1996.

Catamount®

Nylon Hardware

HEX NUTS

- Twelve Sizes from 2-56 to 3/4-10 Threads
- Threads Approximate to UNC/UNF 2B. Molded Threads Should be Tested in Application as Nylon Expands and Contracts with Moisture Content
- Available in 6/6 Natural Nylon
- UL Flammability 94 V-2
- Non-Conductive, Non-Corrosive; Resistant to Fuels, Lubricants and most Chemicals



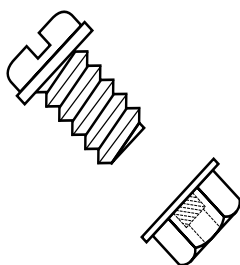
Item Number	Thread	C Thickness (Inch)	A Across Flats (Inch)	B Across Points (Inch)
HNNY-002-9	2-56	.065	.185	.210
HNNY-004-9†	4-40	.090	.245	.280
HNNY-006-9†	6-32	.110	.310	.350
HNNY-008-9†	8-32	.125	.340	.388
HNNY-010-9	10-24	.145	.370	.425
HNNY-0102-9	10-32			
Tolerance ±		.010		

Item Number	Thread	C Thickness (Inch)	A Across Flats (Inch)	B Across Points (Inch)
HNNY-025-9†	1/4-20	.215	.430	.492
HNNY-031-9	5/16-18	.300	.495	.565
HNNY-037-9	3/8-16	.335	.555	.635
HNNY-050-9	1/2-13	.415	.735	.845
HNNY-062-9	5/8-11	.545	.970	1.115
HNNY-075-9	3/4-10	.635	1.095	1.260
Tolerance ±		.010		

• Bulk Packaged

† Also available in molded black nylon. Replace -9 with -0.

LICENSE PLATE FASTENERS

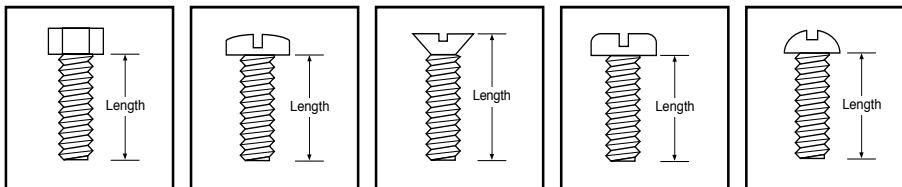


Washer Faced Fasteners
Available in
Natural or Black Nylon

Item Number	Material	Description	Washer Dimensions	
			O.D.	Thick
LPNY-2520-9	Natural Nylon	1/4-20, 5/8" Washer Faced Binding Head Screw	.544	.062
LPNY-2520-0	Black Nylon			
HNNY-LIC-9	Natural Nylon	1/4-20 Washer Faced Hex Lock Nut	.578	.038
HNNY-LIC-0	Black Nylon			

Thomas&Betts

MOLDED NYLON SCREWS



TYPE	LENGTH	HEX CAP HEAD SCREWS	BINDING	FLAT HEAD	PAN	ROUND
4-40	1/8 (.125)		BINY-011	FHNY-004	PHNY-007	RHNY-0091
	1/4 (.250)		BINY-013	FHNY-005	PHNY-009	RHNY-011
	3/8 (.375)		BINY-015	FHNY-0052	PHNY-011	RHNY-013
	1/2 (.500)		BINY-017	FHNY-006	PHNY-012	RHNY-015
	5/8 (.625)		BINY-018	FHNY-0061	PHNY-0121	RHNY-016
	3/4 (.750)		BINY-019	FHNY-0062	PHNY-014	RHNY-018
6-32	1		BINY-021	FHNY-007	PHNY-0141	RHNY-020
	1/8 (.125)		BINY-0223		PHNY-0162	RHNY-0221
	1/4 (.250)		BINY-024	FHNY-0074	PHNY-017	RHNY-023
	3/8 (.375)		BINY-025	FHNY-008	PHNY-018	RHNY-024
	1/2 (.500)		BINY-026	FHNY-010	PHNY-019	RHNY-025
	5/8 (.625)		BINY-027	FHNY-011	PHNY-021	RHNY-026
8-32	3/4 (.750)		BINY-028	FHNY-012	PHNY-0191	RHNY-028
	1		BINY-029	FHNY-013	PHNY-023	RHNY-029
	1/8 (.125)		BINY-030	FHNY-0133	PHNY-0211	RHNY-030
	1/4 (.250)		BINY-031	FHNY-0134	PHNY-024	RHNY-031
	3/8 (.375)		BINY-033	FHNY-0136	PHNY-025	RHNY-033
	1/2 (.500)		BINY-034	FHNY-014	PHNY-0252	RHNY-034
1/4-20	5/8 (.625)		BINY-035	FHNY-0141	PHNY-026	
	3/4 (.750)		BINY-036	FHNY-0142	PHNY-0261	RHNY-036
	1		BINY-037	FHNY-0143	PHNY-0262	RHNY-037
	1/4 (.250)		BINY-051	FHNY-0183	PHNY-040	RHNY-051
	3/8 (.375)		BINY-053	FHNY-0185	PHNY-0402	RHNY-0512
	1/2 (.500)	CHNY-005	BINY-055	FHNY-019	PHNY-042	RHNY-052
5/16-18	5/8 (.625)		BINY-056	FHNY-0191	PHNY-0421	RHNY-0521
	3/4 (.750)	CHNY-007	BINY-057	FHNY-020	PHNY-043	RHNY-053
	1	CHNY-009	BINY-059	FHNY-021	PHNY-044	RHNY-054
	1 1/4 (1.250)	CHNY-010				
	1 1/2 (1.500)	CHNY-011				
	2	CHNY-012				
3/8-16	1/2 (.500)	CHNY-021				
	3/4 (.750)	CHNY-022				
	1	CHNY-023				
	1 1/4 (1.250)	CHNY-024				
	1 1/2 (1.500)	CHNY-025				
	2	CHNY-026				
1/2-13	2 1/2 (2.500)	CHNY-027				
	3	CHNY-028				
	1/2 (.500)	CHNY-029				
	3/4 (.750)	CHNY-030				
	1	CHNY-031				
	1 1/4 (1.250)	CHNY-032				
1/2-13	1 1/2 (1.500)	CHNY-033				
	2	CHNY-034				
	2 1/2 (2.500)	CHNY-035				
	3	CHNY-036				
	1/2 (.500)	CHNY-037				
	3/4 (.750)	CHNY-038				
1/2-13	1	CHNY-039				
	1 1/4 (1.250)	CHNY-040				
	1 1/2 (1.500)	CHNY-041				
	2	CHNY-043				
	2 1/2 (2.500)	CHNY-044				
	3	CHNY-045				

MAXIMUM SCREW DIAMETERS

Type	Max
4	.112
6	.138
8	.164
1/4	.250
5/16	.312
3/8	.375
1/2	.500

• Dimensions in Inches

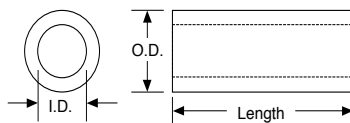
- Threads Approximate to UNC/UNF 2A. Molded Threads Should be Tested in Application as Nylon Expands and Contracts with Moisture Content
- 6/6 Natural Nylon per ASTM D 4066
- UL Flammability 94 V-2
- Non-Conductive, Non-Corrosive; Resistant to Fuels, Lubricants and most Chemicals
- Tolerances on Screw Length +.000/-.031 to 1"; +.000/-.062 over 1"; Gate Vestige of .025 Allowable and Shall Not be Included in any Tolerances for Length

Catamount®


Nylon Hardware

STANDARD SPACERS

- Over 250 Standard Stock Sizes from 1/8" to 1" Lengths with Inside Diameters to Accommodate #2 through #1/4 Screws
- Available in 6/6 Natural Nylon
- UL Flammability 94 V-2
- Oxygen Index: 30
- Non-Conductive, Non-Corrosive; Resistant to Fuels, Lubricants and most Chemicals
- Add "-9" to Item Number for Natural Nylon



Sorted By: 1) Length
2) Inside Diameter
3) Outside Diameter



Item Number	Screw Size	Inside Diameter	Outside Diameter	Length	
SPNY-001	2	.091	.188	.125	
SPNY-031			.250		
SPNY-002	4	.115	.188		
SPNY-032			.250		
SPNY-091			.312		
SPNY-033			.250		
SPNY-092	6	.140	.312		
SPNY-158			.375		
SPNY-203			.500		
SPNY-034			.250		
SPNY-093	8	.171	.312		
SPNY-159			.375		
SPNY-204			.500		
SPNY-094			.312		
SPNY-160	10	.194	.375		
SPNY-205			.500		
SPNY-206					.219
SPNY-207	1/4	.257	.187		
SPNY-003	2	.091			.188
SPNY-035					.250
SPNY-004	4	.115			.188
SPNY-036					.250
SPNY-095					.312
SPNY-037					.250
SPNY-096	6	.140		.312	
SPNY-161				.375	
SPNY-208				.500	
SPNY-038				.250	
SPNY-097	8	.171		.312	
SPNY-162				.375	
SPNY-209				.500	
SPNY-098				.312	
SPNY-163	10	.194		.375	
SPNY-210				.500	
SPNY-211					.219
SPNY-212	1/4	.257		.250	
SPNY-005	2	.091			.188
SPNY-039					.250
SPNY-006	4	.115			.188
SPNY-040					.250
SPNY-099					.312
SPNY-041			.250		
SPNY-100	6	.140	.312		
SPNY-164			.375		
SPNY-213			.500		
Tolerance ±					.005

Item Number	Screw Size	Inside Diameter	Outside Diameter	Length		
SPNY-042	8	.171	.250	.250		
SPNY-101			.312			
SPNY-165			.375			
SPNY-214			.500			
SPNY-102	10	.194	.312			
SPNY-166			.375			
SPNY-215			.500			
SPNY-216					.219	
SPNY-217	1/4	.257	.312			
SPNY-007	2	.091			.188	
SPNY-043					.250	
SPNY-008	4	.115			.188	
SPNY-044				.250		
SPNY-103				.312		
SPNY-045				.250		
SPNY-104	6	.140		.312		
SPNY-167				.375		
SPNY-218				.500		
SPNY-046				.250		
SPNY-105	8	.171		.312		
SPNY-168			.375			
SPNY-219			.500			
SPNY-106			.312			
SPNY-169	10	.194	.375			
SPNY-220			.500			
SPNY-221				.219		
SPNY-222			1/4	.257	.375	
SPNY-009	2	.091	.188			
SPNY-047			.250			
SPNY-010	4	.115	.188			
SPNY-048			.250			
SPNY-107			.312			
SPNY-049			.250			
SPNY-108	6	.140	.312			
SPNY-170			.375			
SPNY-223			.500			
SPNY-050			.250			
SPNY-109	8	.171	.312			
SPNY-171			.375			
SPNY-224			.500			
SPNY-110			.312			
SPNY-172	10	.194	.375			
SPNY-225			.500			
SPNY-226				.219		
SPNY-227	1/4	.257	Tolerance ±		.005	.010

(Continued)



Catamount®

Nylon Hardware

STANDARD SPACERS

Item Number	Screw Size	Inside Diameter	Outside Diameter	Length
SPNY-011	2	.091	.188	.437
SPNY-051			.250	
SPNY-012	4	.115	.188	
SPNY-052			.250	
SPNY-111			.312	
SPNY-053	6	.140	.250	
SPNY-112			.312	
SPNY-173			.375	
SPNY-228			.500	
SPNY-054	8	.171	.250	
SPNY-113			.312	
SPNY-174			.375	
SPNY-229			.500	
SPNY-114	10	.194	.312	
SPNY-175			.375	
SPNY-230			.500	
SPNY-231	12	.219	.500	
SPNY-232	1/4	.257	.500	
SPNY-013	2	.091	.188	.500
SPNY-055			.250	
SPNY-014	4	.115	.188	
SPNY-056			.250	
SPNY-115			.312	
SPNY-057	6	.140	.250	
SPNY-116			.312	
SPNY-176			.375	
SPNY-233			.500	
SPNY-058	8	.171	.250	
SPNY-117			.312	
SPNY-177			.375	
SPNY-234			.500	
SPNY-118	10	.194	.312	
SPNY-178			.375	
SPNY-235			.500	
SPNY-236	12	.219	.500	
SPNY-237	1/4	.257	.500	
SPNY-015	2	.091	.188	.562
SPNY-059			.250	
SPNY-016	4	.115	.188	
SPNY-060			.250	
SPNY-119			.312	
SPNY-061	6	.140	.250	
SPNY-120			.312	
SPNY-179			.375	
SPNY-238			.500	
SPNY-062	8	.171	.250	
SPNY-121			.312	
SPNY-180			.375	
SPNY-239			.500	
SPNY-122	10	.194	.312	
SPNY-181			.375	
SPNY-240			.500	
SPNY-241	12	.219	.500	
SPNY-242	1/4	.257	.500	
Tolerance ±		.005	.010	

Item Number	Screw Size	Inside Diameter	Outside Diameter	Length
SPNY-017	2	.091	.188	.625
SPNY-063			.250	
SPNY-018	4	.115	.188	
SPNY-064			.250	
SPNY-123			.312	
SPNY-065	6	.140	.250	
SPNY-124			.312	
SPNY-182			.375	
SPNY-243			.500	
SPNY-066	8	.171	.250	
SPNY-125			.312	
SPNY-183			.375	
SPNY-244			.500	
SPNY-126	10	.194	.312	
SPNY-184			.375	
SPNY-245			.500	
SPNY-246	12	.219	.500	
SPNY-247	1/4	.257	.500	
SPNY-019	2	.091	.188	.687
SPNY-067			.250	
SPNY-020	4	.115	.188	
SPNY-068			.250	
SPNY-127			.312	
SPNY-069	6	.140	.250	
SPNY-128			.312	
SPNY-185			.375	
SPNY-248			.500	
SPNY-070	8	.171	.250	
SPNY-129			.312	
SPNY-186			.375	
SPNY-249			.500	
SPNY-130	10	.194	.312	
SPNY-187			.375	
SPNY-250			.500	
SPNY-251	12	.219	.500	
SPNY-252	1/4	.257	.500	
SPNY-021	2	.091	.188	.750
SPNY-071			.250	
SPNY-022	4	.115	.188	
SPNY-072			.250	
SPNY-131			.312	
SPNY-073	6	.140	.250	
SPNY-132			.312	
SPNY-188			.375	
SPNY-253			.500	
SPNY-074	8	.171	.250	
SPNY-133			.312	
SPNY-189			.375	
SPNY-254			.500	
SPNY-134	10	.194	.312	
SPNY-190			.375	
SPNY-255			.500	
SPNY-256	12	.219	.500	
SPNY-257	1/4	.257	.500	
Tolerance ±		.005	.010	

(Continued)

Thomas & Betts



Catamount®

Nylon Hardware

STANDARD SPACERS

Item Number	Screw Size	Inside Diameter	Outside Diameter	Length				
SPNY-023	2	.091	.188	.812				
SPNY-075			.250					
SPNY-024	4	.115	.188		.812			
SPNY-076			.250					
SPNY-135			.312					
SPNY-077	6	.140	.250			.812		
SPNY-136			.312					
SPNY-191			.375					
SPNY-258			.500					
SPNY-078	8	.171	.250				.812	
SPNY-137			.312					
SPNY-192			.375					
SPNY-259			.500					
SPNY-138	10	.194	.312	.812				
SPNY-193			.375					
SPNY-260			.500					
SPNY-261	12	.219	.500		.875			
SPNY-262	¼	.257	.500					
SPNY-025	2	.091	.188			.875		
SPNY-079			.250					
SPNY-026	4	.115	.188					.875
SPNY-080			.250					
SPNY-139			.312					
SPNY-081	6	.140	.250				.875	
SPNY-140			.312					
SPNY-194			.375					
SPNY-263			.500					
SPNY-082	8	.171	.250	.875				
SPNY-141			.312					
SPNY-195			.375					
SPNY-264			.500					
SPNY-142	10	.194	.312		.875			
SPNY-196			.375					
SPNY-265			.500					
SPNY-266	12	.219	.500			.875		
SPNY-267	¼	.257	.500					
Tolerance ±		.005	.010					

Item Number	Screw Size	Inside Diameter	Outside Diameter	Length				
SPNY-027	2	.091	.188	.937				
SPNY-083			.250					
SPNY-028	4	.115	.188		.937			
SPNY-084			.250					
SPNY-143			.312					
SPNY-085	6	.140	.250			.937		
SPNY-144			.312					
SPNY-197			.375					
SPNY-268			.500					
SPNY-086	8	.171	.250				.937	
SPNY-145			.312					
SPNY-198			.375					
SPNY-269			.500					
SPNY-146	10	.194	.312	.937				
SPNY-199			.375					
SPNY-270			.500					
SPNY-271	12	.219	.500		.937			
SPNY-272	¼	.257	.500					
SPNY-029	2	.091	.188			1.000		
SPNY-087			.250					
SPNY-030	4	.115	.188					1.000
SPNY-088			.250					
SPNY-147			.312					
SPNY-089	6	.140	.250				1.000	
SPNY-148			.312					
SPNY-200			.375					
SPNY-273			.500					
SPNY-090	8	.171	.250	1.000				
SPNY-149			.312					
SPNY-201			.375					
SPNY-274			.500					
SPNY-150	10	.194	.312		1.000			
SPNY-202			.375					
SPNY-275			.500					
SPNY-276	12	.219	.500			1.000		
SPNY-277	¼	.257	.500					
Tolerance ±		.005	.010					

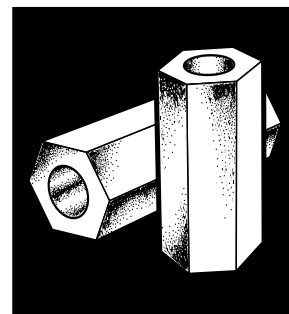
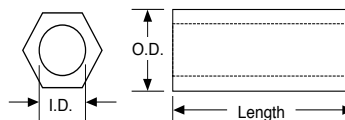


Catamount®

Nylon Hardware

HEX SPACERS

- Over 25 Stock Sizes for 3 Screw Sizes and Lengths from 1/4" to 1"
- 1/4" Outside Diameter
- Available in 6/6 Natural Nylon (only)
- UL Flammability 94 V-2
- Oxygen Index: 30
- Non-Conductive, Non-Corrosive; Resistant to Fuels, Lubricants and most Chemicals


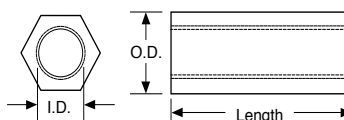


Item Number	Inside Diameter	Outside Diameter	Length
XPNY-001-9	.091	1/4	1/4
XPNY-008-9	.109		
XPNY-015-9	.140		
XPNY-002-9	.091		3/8
XPNY-009-9	.109		
XPNY-016-9	.140		
XPNY-003-9	.091		1/2
XPNY-010-9	.109		
XPNY-017-9	.140		
XPNY-004-9	.091		5/8
XPNY-011-9	.109		
XPNY-018-9	.140		
Tolerance ±	.005	.010	.015

Item Number	Inside Diameter	Outside Diameter	Length
XPNY-0041-9	.091	1/4	1 1/16
XPNY-0111-9	.109		
XPNY-0181-9	.140		
XPNY-005-9	.091		3/4
XPNY-012-9	.109		
XPNY-019-9	.140		
XPNY-006-9	.091		7/8
XPNY-013-9	.109		
XPNY-020-9	.140		
XPNY-007-9	.091		1
XPNY-014-9	.109		
XPNY-021-9	.140		
Tolerance ±	.005	.010	.015

TAPPED HEX SPACERS

- 8 Stock Lengths from 1/4" to 1" with 4-40, 6-32 or 8-32 Threads
- Internal Threads per Unified Standard, Class 2B, UNC
- Stocked in 6/6 Natural Nylon (only)
- UL Flammability 94 V-2
- Non-Conductive, Non-Corrosive; Resistant to Fuels, Lubricants and most Chemicals



Item Number	Inside Diameter	Outside Diameter	Length
XTNY-001-9-D	4-40	1/4	1/4
XTNY-008-9-D	6-32		
XTNY-015-9-D	8-32		
XTNY-002-9-D	4-40		3/8
XTNY-009-9-D	6-32		
XTNY-016-9-D	8-32		
XTNY-003-9-D	4-40		1/2
XTNY-010-9-D	6-32		
XTNY-017-9-D	8-32		
XTNY-004-9-D	4-40		5/8
XTNY-011-9-D	6-32		
XTNY-018-9-D	8-32		
Tolerance ±		.010	.015

Item Number	Inside Diameter	Outside Diameter	Length
XTNY-0041-9-D	4-40	1/4	1 1/16
XTNY-0111-9-D	6-32		
XTNY-0181-9-D	8-32		
XTNY-005-9-D	4-40		3/4
XTNY-012-9-D	6-32		
XTNY-019-9-D	8-32		
XTNY-006-9-D	4-40		7/8
XTNY-013-9-D	6-32		
XTNY-020-9-D	8-32		
XTNY-007-9-D	4-40		1
XTNY-014-9-D	6-32		
XTNY-021-9-D	8-32		
Tolerance ±		.010	.015

- 500 Per Package.

Thomas & Betts

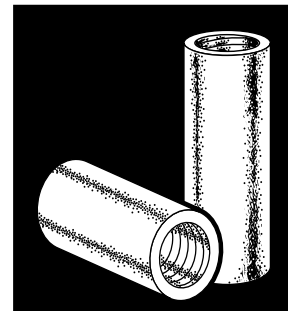
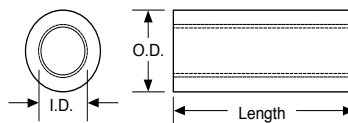


Catamount®

Nylon Hardware

TAPPED ROUND SPACERS

- Lengths from 1/4" to 1" with 4-40, 6-32 and 8-32 Threads
- Internal Threads per Unified Standard. Class 2B, UNC
- Available in Natural 6/6 Nylon (only)
- UL Flammability 94 V-2
- Non-Conductive, Non-Corrosive; Resistant to Fuels, Lubricants and most Chemicals



Item Number	Inside Diameter	Outside Diameter	Length
TPNY-001-9-D	4-40	1/4	1/4
TPNY-006-9-D	6-32		
TPNY-011-9-D	8-32		
TPNY-016-9-D	8-32	5/16	3/8
TPNY-002-9-D	4-40	1/4	
TPNY-007-9-D	6-32		
TPNY-012-9-D	8-32		
TPNY-017-9-D	8-32	5/16	1/2
TPNY-003-9-D	4-40	1/4	
TPNY-008-9-D	6-32		
TPNY-013-9-D	8-32		
TPNY-018-9-D	8-32	5/16	

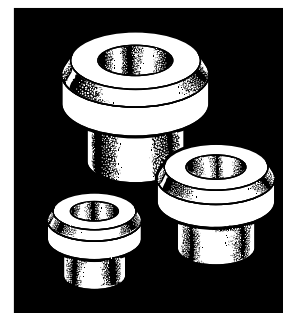
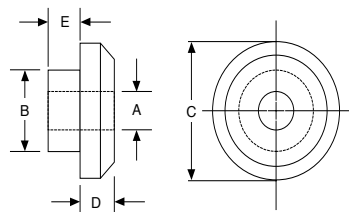
Item Number	Inside Diameter	Outside Diameter	Length
TPNY-004-9-D	4-40	1/4	3/4
TPNY-009-9-D	6-32		
TPNY-014-9-D	8-32		
TPNY-019-9-D	8-32	5/16	1
TPNY-005-9-D	4-40	1/4	
TPNY-010-9-D	6-32		
TPNY-015-9-D	8-32		

• 500 Per Package

On Tapped Spacers 3/4" and longer, tap may be 3/8" from each end and not straight through.

BEVEL HEADED SHOULDER WASHERS

- Seven Standard Sizes to Accommodate #2 through #3/8 Screws
- Available in 6/6 Natural Nylon (only)
- UL Flammability 94 V-2
- Oxygen Index: 31
- Non-Conductive, Non-Corrosive; Resistant to Fuels, Lubricants and most Chemicals
- Nylon is particularly Resistant to Repeated Impact, has a Low Coefficient of Friction and Excellent Resistance to Abrasion



Item Number		A	Screw Size	B	C	D	E
Black	Natural	Inside Diameter					
BHNY-091-0	BHNY-091-9	.091	2	.156	.250	.040	.040
BHNY-121-0	BHNY-121-9	.121	4	.187	.281		
BHNY-145-0	BHNY-145-9	.145	6	.218	.327		
BHNY-175-0	BHNY-175-9	.175	8	.250	.375	.050	.050
BHNY-200-0	BHNY-200-9	.200	10	.280	.437		
BHNY-260-0	BHNY-260-9	.260	1/4	.375	.562	.060	.060
BHNY-385-0	BHNY-385-9	.385	3/8	.500	.750		
Tolerance ±		.005		.015		.010	

Thomas & Betts

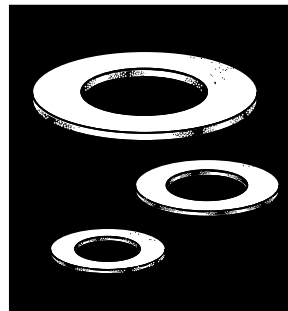
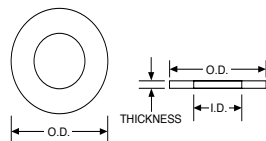


Catamount®

Nylon Hardware

STAMPED FLAT WASHERS

- Over 25 Sizes in 5 Standard Thicknesses and Inside Diameters for #4 Through #1/2 Screws
- Punched from Extruded 6/6 Nylon
- Available in 6/6 Natural or Dyed Black Nylon
- UL Flammability 94 V-2
- Extrusion Grade Nylon offers Higher Elongation and Better Resistance to Acids, Zinc Chloride and Similar Attacking Reagents than Molded Nylon
- 1000 Pieces per Package




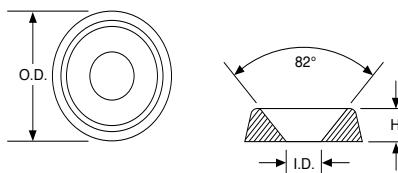
Item Number	Material	Inside Dia.	Outside Dia.	T Thickness
LWNY-001-9	Natural Nylon	.120	.281	.020
LWNY-006-9		.150	.312	
LWNY-011-9		.170	.375	
LWNY-016-9		.195	.437	
LWNY-021-9		.260	.687	
LWNY-002-9		.120	.281	.030
LWNY-007-9		.150	.312	
LWNY-012-9		.170	.375	
LWNY-017-9		.195	.437	
LWNY-022-9		.260	.687	
LWNY-003-9		.120	.281	.040
LWNY-008-9		.150	.312	
LWNY-013-9		.170	.375	
LWNY-018-9		.195	.437	
LWNY-023-9		.260	.687	
Tolerance ±		.015		.010

Item Number	Material	Inside Dia.	Outside Dia.	T Thickness
LWNY-004-9	Natural Nylon	.120	.281	.050
LWNY-009-9		.150	.312	
LWNY-014-9		.170	.375	
LWNY-019-9		.195	.437	
LWNY-024-9		.260	.687	
LWNY-005-9		.120	.281	.060
LWNY-010-9		.150	.312	
LWNY-015-9		.170	.375	
LWNY-020-9		.195	.437	
LWNY-025-9		.260	.687	
LWNY-026-9		.343	.875	.062
LWNY-027-9		.406	1.000	
LWNY-028-9		.500	1.125	
LWNY-029-9		.562	1.250	
Tolerance ±		.015		.010

- Replace "-9" with "-0" for Black

FINISHING WASHERS

- Recessed to Accommodate #6 through #1/4 Flat Head Machine Screws
- Available in Natural or Heat Stabilized Black 6/6 Nylon
- UL Flammability 94 V-2
- Oxygen Index: 31
- Non-Conductive, Non-Corrosive; Resistant to Fuels, Lubricants and most Chemicals




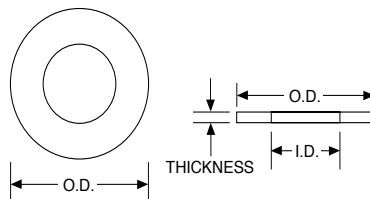
Item Number	Inside Diameter	Screw	Outside Diameter	H Height	
Black	Natural				
FWNY-143-0	FWNY-143-9	.143	6	.437	.100
FWNY-171-0	FWNY-171-9	.171	8	.515	.115
FWNY-191-0	FWNY-191-9	.191	10	.580	.152
FWNY-228-0	FWNY-228-9	.228		.605	.160
FWNY-251-0	FWNY-251-9	.251	1/4	.670	.183
Tolerance ±		.015		.015	.010

Catamount®

Nylon Hardware

MOLDED WASHERS

- Stock Sizes Listed. Contact Factory for a Quotation on Custom Sizes
- Available in 6/6 Natural Nylon (only)
- UL Flammability 94 V-2
- Oxygen Index: 30
- Non-Conductive, Non-Corrosive; Resistant to Fuels, Lubricants and most Chemicals
- Nylon is particularly Resistant to Repeated Impact, has a Low Coefficient of Friction and Excellent Resistance to Abrasion



STANDARD FLAT WASHERS

Item Number	Screw Size	Inside Dia.	Outside Dia.	T Thickness
MWNY-001	No. 2	.090	.250	.062
MWNY-002	No. 4	.115		
MWNY-003	No. 6	.140	.312	
MWNY-004	No. 8	.171	.375	
MWNY-005	No. 10	.194		
Tolerance ±		.015		.010

Item Number	Screw Size	Inside Dia.	Outside Dia.	T Thickness
MWNY-006	No. 1/4	.257	.500	.062
MWNY-007	No. 5/16	.317		
MWNY-008	No. 3/8	.380	.625	
MWNY-009	No. 7/16	.440	.750	
MWNY-010	No. 1/2	.504		
Tolerance ±		.015		.010

FLAT WASHERS

Item Number	Inside Diameter	Outside Diameter	T Thickness	
MWNY-040	.120	.281	.031	
MWNY-060	.170	.375		
MWNY-100	.194	.437		
MWNY-180	.120	.250		
MWNY-200	.150	.312		
MWNY-240	.171	.750		
MWNY-260	.263	.500		
MWNY-300	.140	.312		
MWNY-320	.253	.550		
MWNY-340	.937	1.906		
MWNY-380	.385	.750		
MWNY-540	.120	.187	.062	
MWNY-580	.260	.362		
MWNY-600	.265	.812		
MWNY-640	.531	1.000		
MWNY-680	.140	.250		
MWNY-700	.168	.500		
MWNY-720	.171	.250		
MWNY-780	.190	.330		
MWNY-800	.195	.437		
MWNY-820	.218	.750		
MWNY-840	.250	.625		
MWNY-860	.328	1.500		
MWNY-880	.343	.875		
MWNY-900		1.000		
MWNY-940	.375	.750		
MWNY-960		.875		
Tolerance ±		.015		.010

Item Number	Inside Diameter	Outside Diameter	T Thickness
MWNY-980	.380	1.000	.062
MWNY-1000	.390	1.500	
MWNY-1020		.750	
MWNY-1040	.406	1.000	
MWNY-1060		.812	
MWNY-1080	.500	.625	
MWNY-2020		1.125	
MWNY-2040		1.000	
MWNY-2060	.562	1.250	
MWNY-2080	.625		
MWNY-2100	.625	1.000	
MWNY-2140	.635	1.625	
MWNY-2160	.810	1.500	
MWNY-2180		1.400	
MWNY-2300	.140	.250	.080
MWNY-2320	.257	.500	
MWNY-2360	1.187	2.000	
MWNY-2420	.531	1.000	.091
MWNY-2440	.755	1.250	
MWNY-2460	.660	1.500	
MWNY-2560	.257	2.000	
MWNY-2580	.381	.525	
MWNY-2600	.406	.875	
MWNY-2620	.505	.750	
MWNY-2640	.515	1.000	
MWNY-2660	.953	1.265	
MWNY-2820	.281	.625	
Tolerance ±		.015	.010

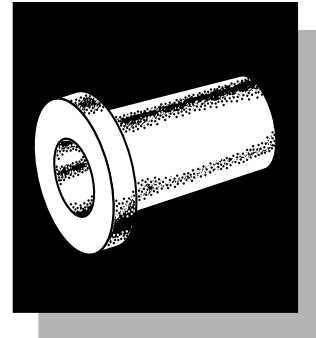
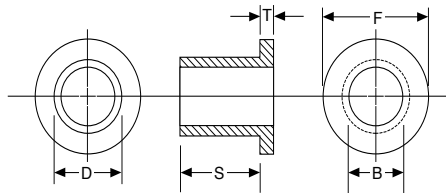


Catamount®

Nylon Hardware

FLANGED BUSHINGS

- Seven Stock Sizes for #4 through #3/8 Screws with Shank Lengths to 1"
- Available in 6/6 Natural or Black Nylon
- UL Flammability 94 V-2
- Oxygen Index: 31
- Non-Conductive, Non-Corrosive; Resistant to Fuels, Lubricants and most Chemicals
- Nylon is widely used in Electromechanical Parts because of its Excellent Mechanical Properties, Heat Resistance and Satisfactory Electrical Properties



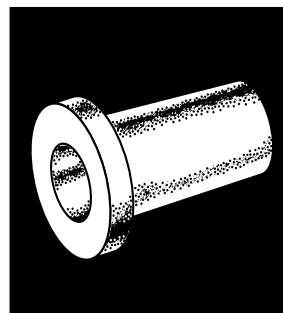
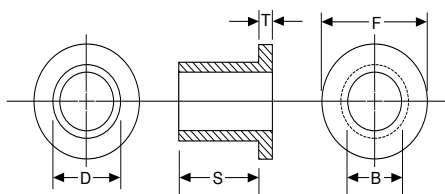
Item Number	Screw Size	B I.D. (Inch)	D Shank Dia. (Inch)	F Flange (Inch)	S Shank Length (Inch)	T Flange Thickness (Inch)
FBNY-125-9	#4	.125	.203	.285	.250	.045
FBNY-141-9	#6	.141	.246	.359	.281	.055
FBNY-171-9	#8	.171	.281	.390	.312	
FBNY-196-9	#10	.196	.310	.437	.375	.063
FBNY-265-9	1/4	.265	.370	.525	.500	
FBNY-275-9		.275	.375	.546	1.000	
FBNY-380-9	3/8	.380	.500	.625	.188	.062
Tolerance ±					.015	.010

Catamount®

Nylon Hardware

SCREW INSULATORS

- Over 30 Stock Sizes for #2 through #1/4 Screws with Shank Lengths from 1/32" to 3/4"
- Available in 6/6 Natural Nylon
- UL Flammability 94 V-2
- Oxygen Index: 31
- Non-Conductive, Non-Corrosive; Resistant to Fuels, Lubricants and most Chemicals
- Nylon is widely used in Electromechanical Parts because of its Excellent Mechanical Properties, Heat Resistance and Satisfactory Electrical Properties



Item Number	Screw Size	B I.D. (Inch)	D Shank Dia. (Inch)	F Flange (Inch)	S Shank Length (Inch)	T Flange Thickness (Inch)
SINY-025-9	4	.115	.145	.235	1/32	.047
SINY-030-9					3/64	
SINY-035-9					1/16	
SINY-040-9					3/32	
SINY-045-9					1/8	
SINY-050-9					5/32	
SINY-055-9					3/16	
SINY-060-9					1/4	
SINY-065-9					5/16	
SINY-070-9					3/8	
SINY-075-9	6	.140	.170	.290	1/2	.047
SINY-080-9					5/16	
SINY-085-9					3/8	
SINY-090-9					1/2	
SINY-100-9					5/8	
SINY-105-9					3/4	
SINY-110-9					7/8	
SINY-115-9					1	
SINY-120-9					1 1/8	
SINY-125-9					1 1/4	
SINY-130-9	1 1/2					
SINY-135-9	1 3/4					
SINY-140-9	1 7/8					
SINY-145-9	2					
SINY-150-9	2 1/4					
SINY-160-9	10	.200	.260	.399	3/16	.062
SINY-165-9					1/4	
SINY-170-9					3/8	
SINY-175-9					1/2	
SINY-180-9					5/8	
SINY-185-9					3/4	
SINY-190-9					7/8	
SINY-195-9					1	
SINY-205-9					1 1/8	
SINY-220-9					1 1/4	
SINY-225-9	1 1/2					
SINY-230-9	1 3/4					
SINY-235-9	1 7/8					
SINY-240-9	2					
Tolerance ±			.015			.010

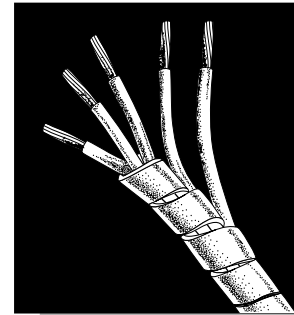
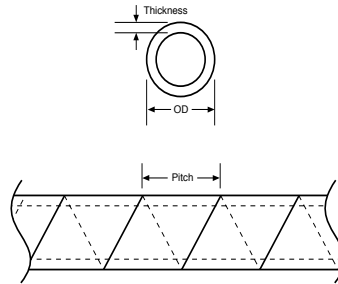


Catamount®

Wire Protection Products

SPIRAL WRAP

- For Protection of Bundles from .063" to 7"
- Install Gapped for Greater Flexibility or Butted for Maximum Abrasion Resistance, Insulation and Rigidity
- Stocked in 3 Materials Including Polyethylenes and Nylon
- a.k.a.: Reverse Cut, Left-Hand Cut, Counter Clockwise Cut
- Use Cutting Tool SR-100



Item Number	Material	Outside Diameter		Pitch		Nominal Wall Thickness		Min./Max. Bundle Range		UL Flammability
		Inch	(mm)	Inch	(mm)	Inch	(mm)	Inch	(mm)	
SRPE-187-9-C	Natural Polyethylene	.187	(4.8)	.240	(6.1)	.040	(1.0)	.125	(3.2) to 1.500	94 HB
SRPE-250-9-C		.250	(6.4)	.375	(9.5)	.045	(1.1)	.188	(4.8) to 2.000	
SRPE-375-9-C		.375	(9.5)	.438	(11.1)	.052	(1.3)	.313	(7.9) to 3.000	
SRPE-500-9-C		.500	(12.7)	.563	(14.3)	.062	(1.6)	.375	(9.5) to 4.000	
SRPE-625-9-C		.625	(15.9)	.625	(15.9)			.625	(15.9) to 4.500	
SRPE-750-9-C		.750	(19.1)	.750	(19.1)	.065	(1.7)	.750	(19.1) to 5.000	
SRPE-1000-9-C		1.000	(25.4)	1.110	(28.2)	.070	(1.8)	1.000	(25.4) to 7.000	
SRPE-187-0-C	UV Black Polyethylene	.187	(4.8)	.240	(6.1)	.040	(1.0)	.125	(3.2) to 1.500	
SRPE-250-0-C		.250	(6.4)	.375	(9.5)	.045	(1.1)	.188	(4.8) to 2.000	
SRPE-375-0-C		.375	(9.5)	.438	(11.1)	.052	(1.3)	.313	(7.9) to 3.000	
SRPE-500-0-C		.500	(12.7)	.563	(14.3)	.062	(1.6)	.375	(9.5) to 4.000	
SRPE-625-0-C		.625	(15.9)	.625	(15.9)			.625	(15.9) to 4.500	
SRPE-750-0-C		.750	(19.1)	.750	(19.1)	.065	(1.7)	.750	(19.1) to 5.000	
SRPE-1000-0-C		1.000	(25.4)	1.110	(28.2)	.070	(1.8)	1.000	(25.4) to 7.000	
SRNY-250-9-C	Natural Nylon	.250	(6.4)	.375	(9.5)	.025	(.6)	.187	(4.8) to 2.000	94 V-2
SRNY-375-9-C		.375	(9.5)	.438	(11.1)	.035	(.9)	.312	(7.9) to 3.000	
SRNY-500-9-C		.500	(12.7)	.563	(14.3)			.375	(9.5) to 4.000	
Tolerance ±		.030 (.762)		.010 (.254)						

- Stocked in 100 foot rolls

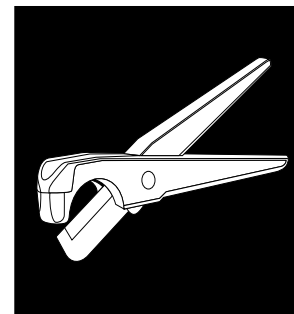
SR-100 CUTTING TOOL

Use our SR-100 Cutting Tool for all your Plastic Pipe and PVC Conduit needs to 1 1/4" I.D.

Features:

- High-carbon, Teflon®-coated replaceable steel blade
- Contoured handle resists tube crushing
- Produces no "sawdust", no need to deburr
- Lightweight, low-profile and no exposed blade when stored

Teflon® is a trademark of the DuPont Corporation



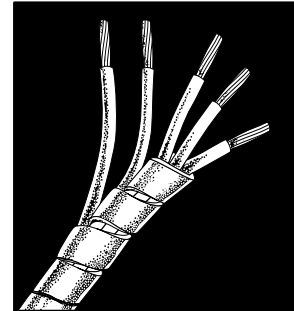
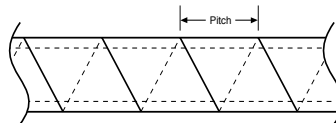
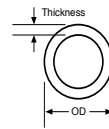
Item Number	Description
SR-100	Cutting Tool
SR-R	Replacement Blade

Catamount®

Wire Protection Products

FORWARD CUT SPIRAL WRAP

- For Protection of Bundles from .063" to 7"
- Install Gapped for Greater Flexibility or Butted for Maximum Abrasion Resistance, Insulation and Rigidity
- Available in 4 Materials Including Polyethylenes, Nylon and Teflon®
- a.k.a.: Right-Hand Cut, Clockwise Cut
- Use Cutting Tool SR-100



Item Number	Material	Outside Diameter		Pitch		Nominal Wall Thickness		Min./Max. Bundle Range		UL Flammability
		Inch	(mm)	Inch	(mm)	Inch	(mm)	Inch	(mm)	
SRPE-187F-9-C	Natural Polyethylene	.187	(4.8)	.240	(6.1)	.040	(1.0)	.125	(3.2) to 1.500 (25.9)	94 HB
SRPE-250F-9-C		.250	(6.4)	.375	(9.5)	.045	(1.1)	.188	(4.8) to 2.000 (50.8)	
SRPE-375F-9-C		.375	(9.5)	.438	(11.1)	.052	(1.3)	.313	(7.9) to 3.000 (76.2)	
SRPE-500F-9-C		.500	(12.7)	.563	(14.3)	.062	(1.6)	.375	(9.5) to 4.000 (102.0)	
SRPE-625F-9-C		.625	(15.9)	.625	(15.9)			.625	(15.9) to 4.500 (114.3)	
SRPE-750F-9-C		.750	(19.1)	.750	(19.1)	.065	(1.7)	.750	(19.1) to 5.000 (127.0)	
SRPE-1000F-9-C		1.000	(25.4)	1.110	(28.2)	.070	(1.8)	1.000	(25.4) to 7.000 (177.8)	
SRPE-187F-0-C	UV Black Polyethylene	.187	(4.8)	.240	(6.1)	.040	(1.0)	.125	(3.2) to 1.500 (25.9)	
SRPE-250F-0-C		.250	(6.4)	.375	(9.5)	.045	(1.1)	.188	(4.8) to 2.000 (50.8)	
SRPE-375F-0-C		.375	(9.5)	.438	(11.1)	.052	(1.3)	.313	(7.9) to 3.000 (76.2)	
SRPE-500F-0-C		.500	(12.7)	.563	(14.3)	.062	(1.6)	.375	(9.5) to 4.000 (102.0)	
SRPE-625F-0-C		.625	(15.9)	.625	(15.9)			.625	(15.9) to 4.500 (114.3)	
SRPE-750F-0-C		.750	(19.1)	.750	(19.1)	.065	(1.7)	.750	(19.1) to 5.000 (127.0)	
SRPE-1000F-0-C		1.000	(25.4)	1.110	(28.2)	.070	(1.8)	1.000	(25.4) to 7.000 (177.8)	
SRFR-187F-WH-C	White Flame Retardant Polyethylene	.187	(4.8)	.240	(6.1)	.040	(1.0)	.125	(3.2) to 1.500 (25.9)	94 V-0
SRFR-250F-WH-C		.250	(6.4)	.375	(9.5)	.045	(1.1)	.188	(4.8) to 2.000 (50.8)	
SRFR-375F-WH-C		.375	(9.5)	.438	(11.1)	.052	(1.3)	.313	(7.9) to 3.000 (76.2)	
SRFR-500F-WH-C		.500	(12.7)	.563	(14.3)	.062	(1.6)	.375	(9.5) to 4.000 (102.0)	
SRTL-250-WH-C	Teflon®	.250	(6.4)	.375	(9.5)	.030	(.76)	.188	(4.8) to 2.000 (50.8)	
SRTL-375-WH-C		.375	(9.5)	.438	(11.1)			.313	(7.9) to 3.000 (76.2)	
SRTL-500-WH-C		.500	(12.7)	.563	(14.3)			.375	(9.5) to 4.000 (102.0)	
SRTL-625-WH-C		.625	(15.9)	.625	(15.9)			.625	(15.9) to 4.500 (114.3)	
SRTL-750-WH-C		.750	(19.1)	.750	(19.1)			.750	(19.1) to 5.000 (127.0)	
Tolerance ±		.030	(.762)		.010	(.254)				

• Stocked in 100 foot rolls

Polyethylene

For general indoor use to 122°F. Wrap is flexible and easy to work with.

UV Polyethylene

Available in black only. Designed to resist ultraviolet light in outdoor applications.

TEFLON®

PTFE Flexible Industrial Tubing meets or exceeds MIL-I-22129 and ASTM D 3295.

Flame Retardant Polyethylene

Material is UL rated 94 V-0. More economical and less rigid than nylon.

Nylon

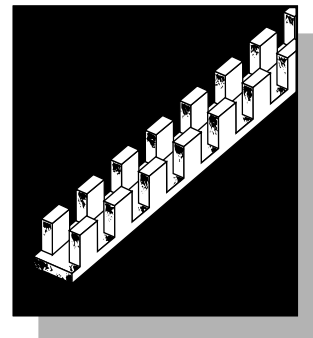
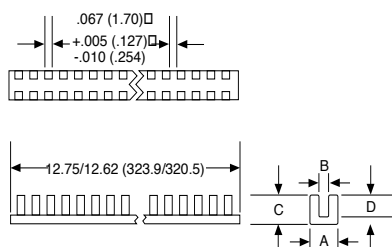
Offers highest abrasion resistance and rigidity. Self-extinguishing to UL 94 V-2 and a Recognized Component.

Catamount®

Wire Protection Products

MOLDED GROMMETING

- Meets MS21266-(1-4)N
- Available in 3 Materials for Panel Thicknesses from .015" to .192"
- Grommet is used to Protect Panel Edges and Knock-outs where the Chafing of Passing Wires is a Concern
- Suitable for Round Hole or Odd Shape Applications
- Also Available in DuPont Tefzel®



Item Number	Per Package	Material	A Inch (mm)	B Inch (mm)	C Inch (mm)	D Inch (mm)	For Panel Thickness Inch (mm)	Military Standard Numbers
GSNY-052-9-C	100	Natural Nylon	.150 (3.81)	.056 (1.42)	.155 (3.93)	.100 (2.54)	.015 (.381) to .052 (1.32)	MS-21266-1N
GSNY-085-9-C			.175 (4.44)	.090 (2.28)			.053 (1.34) to .085 (2.15)	MS-21266-2N
GSNY-128-9-C			.220 (5.58)	.131 (3.32)			.086 (2.18) to .128 (3.25)	MS-21266-3N
GSNY-192-9-C			.323 (8.20)	.192 (4.88)			.230 (5.84)	.162 (4.12)
GSTZ-052-9-C		Natural Tefzel®	.150 (3.81)	.056 (1.42)	.155 (3.93)	.100 (2.54)	.015 (.381) to .052 (1.32)	
GSTZ-085-9-C			.175 (4.44)	.090 (2.28)			.053 (1.34) to .085 (2.15)	
GSTZ-128-9-C			.220 (5.58)	.131 (3.32)			.086 (2.18) to .128 (3.25)	
GSTZ-192-9-C			.323 (8.20)	.192 (4.88)			.230 (5.84)	
Tolerance			+0.015 -0.005	(+.381 -.127)	+0.020 -0.005	(+.508 -.127)		

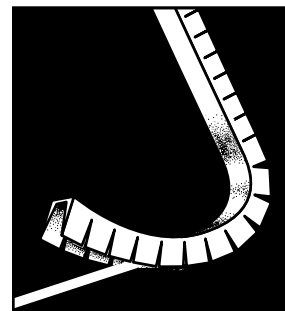
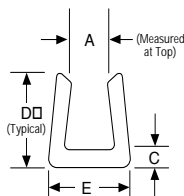
• Tefzel is a Trademark of the DuPont Corporation

Catamount®

Wire Protection Products

EXTRUDED GROMMETING

- Used to Line Panel Edges and Knock-outs where the Chafing of Passing Wires is a Concern
- Available in 8 Stock Sizes in 100 foot Lengths for Panels from .030" to .250" Thick
- A Variety of Stocked Materials to cover a Wide Range of Applications
- Un-cut Polyethylene is Ideal for Protection of Glass, Sheet Metal, Wood Panels or other Sheet-form Materials
- In Most Applications, Grommeting will Grip Tightly by Itself, if not, a Touch of Epoxy will keep it in place



Item Number	Material	A Max. Panel Thickness		C		D		E		UL Flammability
		Inch	(mm)	Inch	(mm)	Inch	(mm)	Inch	(mm)	
GRNY-040-9-C	Natural Nylon	.040	(1.01)	.040	(1.01)	.190	(4.82)	.125	(3.17)	94 V-2
GRNY-052-9-C		.052	(1.32)							
GRNY-062-9-C		.062	(1.57)							
GRNY-085-9-C		.085	(2.15)							
GRNY-100-9-C		.100	(2.54)	.045	(1.14)	.200	(5.08)	.170	(4.32)	
GRNY-125-9-C		.125	(3.17)							
GRNY-187-9-C		.187	(4.74)							
GRNY-250-9-C		.250	(6.35)							
GRNY-040-0-C	Black Nylon	.040	(1.01)	.040	(1.01)	.190	(4.82)	.125	(3.17)	
GRNY-052-0-C		.052	(1.32)							
GRNY-062-0-C		.062	(1.57)							
GRNY-085-0-C		.085	(2.15)							
GRNY-100-0-C		.100	(2.54)	.045	(1.14)	.200	(5.08)	.170	(4.32)	
GRNY-125-0-C		.125	(3.17)							
GRNY-187-0-C		.187	(4.74)							
GRNY-250-0-C		.250	(6.35)							
GRPE-040-9-C	Natural Polyethylene	.040	(1.01)	.040	(1.01)	.190	(4.82)	.125	(3.17)	
GRPE-052-9-C		.052	(1.32)							
GRPE-062-9-C		.062	(1.57)							
GRPE-085-9-C		.085	(2.15)							
GRPE-100-9-C		.100	(2.54)	.045	(1.14)	.200	(5.08)	.170	(4.32)	
GRPE-125-9-C		.125	(3.17)							
GRPE-187-9-C		.187	(4.74)							
GRPE-250-9-C		.250	(6.35)							
GRUPE-040-9-C	Un-Cut Polyethylene	.040	(1.01)	.040	(1.01)	.190	(4.82)	.125	(3.17)	
GRUPE-052-9-C		.052	(1.32)							
GRUPE-062-9-C		.062	(1.57)							
GRUPE-085-9-C		.085	(2.15)							
GRUPE-100-9-C		.100	(2.54)	.045	(1.14)	.200	(5.08)	.170	(4.32)	
GRUPE-125-9-C		.125	(3.17)							
GRUPE-187-9-C		.187	(4.74)							
GRUPE-250-9-C		.250	(6.35)							
Tolerance		+.000 (+.000) -.015 (-.381)		±.007 (.178)		±.010 (.254)		+.015 (+.381) -.000 (-.000)		

• 100 feet per roll

Catamount®

Tubing

TUBING

Non-Toxic Clear Polyvinyl Chloride (PVC)

- Resists Crimping and Kinking with a Durometer Value of 85 (Shore A)
- Tubing Marked Every Foot

Non-Toxic Polyethylene

- Complies with FDA Regulation 177.1520 (c) 3.1 for Food Contact Applications
- Tubing Marked Every Foot



CLEAR VINYL TUBING

Item Number	Trade Size	I.D. Inch	O.D. Inch	Wall Thickness Inch	Working PSI at 73° F	Length Ft/Box
61251	1/8	.125	.187	.031	65	100
61252			.250		78	
61871	3/16	.187	.312	.062	70	
62501	1/4	.250	.375		75	
63121	5/16	.312	.437	.093	61	
63122			.500		63	
63751			.625		47	
63752	3/8	.375	.562	.093	65	
65001C	1/2	.500	.625	.062	70	
65002			.750	.125	73	
66251	5/8	.625	.875	.062	42	
66252			.125	68		
67502			.062	35		
67501	3/4	.750	1.000	.125	62	50
61001	1	1.000	1.250	.125	68	

• Service Temperature 150°F

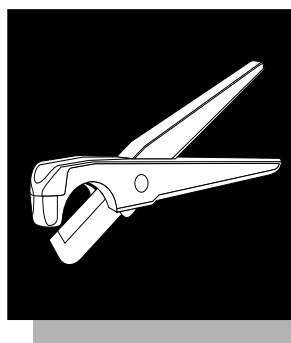
POLYETHYLENE TUBING

Item Number	Trade Size	I.D. Inch	O.D. Inch	Wall Thickness Inch	Working Pressure	Length Ft/Box
72501	1/4	.171	.250	.040	158	100
73121	5/16	.234	.312	.042	115	
73751	3/8	.250	.375	.062	140	
75001	1/2	.375	.500		110	

• Use SR-100 Cutting Tool

• Service Temperature 140°F

Item 67000
Tubing Display



USE OUR SR-100 CUTTING TOOL for all your Plastic Pipe and PVC Conduit needs to 1 1/4" I.D.

Features:

- High-carbon, Teflon®-coated replaceable steel blade
- Contoured handle resists tube crushing
- Produces no "sawdust", no need to deburr
- Lightweight, low-profile and no exposed blade when stored

Teflon® is a trademark of the DuPont Corporation

Item Number	Description
SR-100	Cutting Tool
SR-R	Replacement Blade

Thomas & Betts