

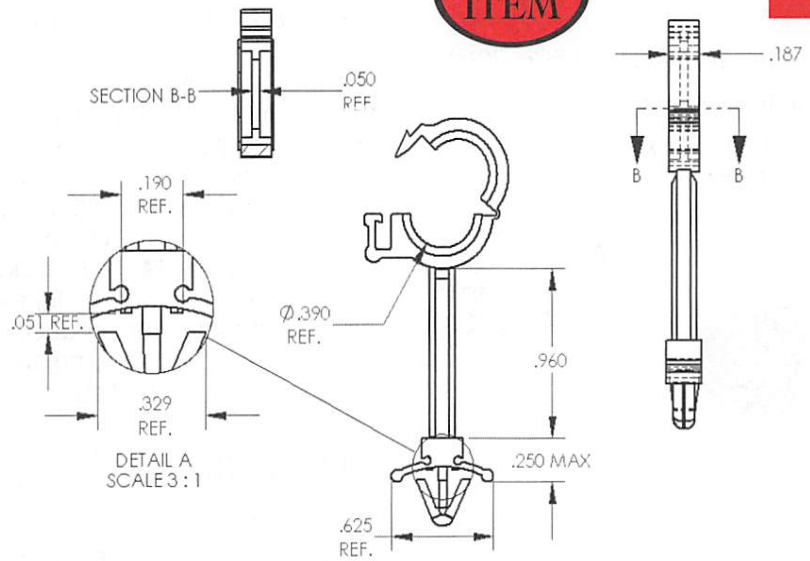
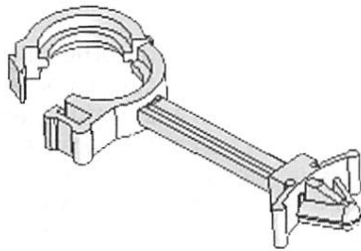
# WIRE HANDLING HARDWARE

SECTION VII

## STANDOFF CLAMP

Molded in **Natural Nylon 6/6**

New ITEM

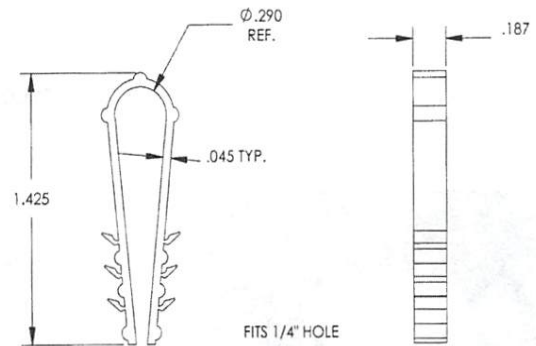



ITEM NUMBER	DESCRIPTION
22SOWC219390	STANDOFF CLAMP

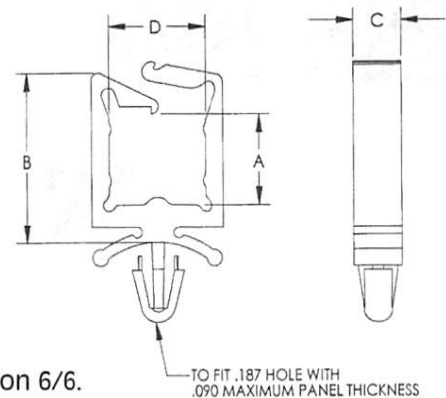


## LOOP FASTENER

Molded in **Natural High Density Polyethylene**

"U" shaped blind fastener for installation of pipes or cables on a wall or ceiling. Drill 1/4" diameter hole. Slip "U" shaped fastener over wire or tube and push into drilled hole.



ITEM NUMBER	DESCRIPTION
22LF1425250	LOOP FASTENER



## LOCKING WIRE/ CABLE HOLDER

Molded in **Natural Nylon 6/6**

Micro Plastics' Locking Wire and Cable Holder is molded in UL recognized Nylon 6/6. Used for routing wires and cables. Designed to fit a 3/16" diameter hole and variable panel thickness up to .090 inches. Lock is releasable by twisting open.

ITEM NUMBER	DESCRIPTION	A (REF.)	B (REF.)	C	D
22LGWH4500190	LOCKING WIRE CABLE HOLDER	.222 (5,64)	.545 (13,84)	7/32" (5,56)	7/16" (11,11)
22LGWH4500360	LOCKING WIRE CABLE HOLDER	.378 (9,60)	.711 (18,06)	7/32" (5,56)	7/16" (11,11)
22LGWH4500718	LOCKING WIRE CABLE HOLDER	.660 (16,76)	1.000 (25,40)	7/32" (5,56)	7/16" (11,11)
22LGWH450750	LOCKING WIRE CABLE HOLDER	.738 (18,75)	1.078 (27,38)	7/32" (5,56)	7/16" (11,11)
22LGWH4501062	LOCKING WIRE CABLE HOLDER	1.093 (27,76)	1.416 (35,97)	7/32" (5,56)	7/16" (11,11)

# WIRE HANDLING HARDWARE

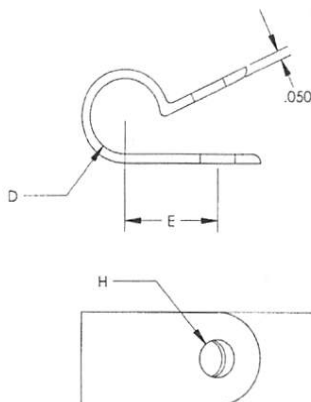
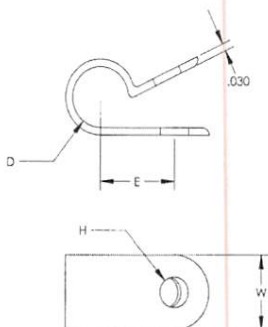
## SECTION VII

### Materials Available on Special Order

- Flame retardant Nylon 6/6
- 2% carbon black Nylon 6/6 (U.V. Resistant)



**New SIZES**



## CABLE CLAMPS

### Molded in Natural Nylon 6/6

Micro Plastics' molded nylon cable clamps secure, insulate and route cable, wiring, tubing, piping and fiber optics. These tough, durable chemical resistant nylon 6/6 cable clamps are perfect for applications in electronics, automotive, aircraft, appliance and many other industries. The **HEAVY DUTY SERIES** provides a full 1/2" wide contact area for all critical and heavy duty industrial and commercial applications, while the economical **STANDARD SERIES** has a 3/8" wide contact area and is designed for medium to lightweight applications. All contact edges have a full radius for product protection. Sizes are clearly marked on each clamp. The following are standard sizes available. Micro Plastics will tool non-standard sizes in suitable quantities.

### MINIATURE

Miniature Cable Clamps are not available in 2% carbon black UV Resistant material (parts can be dyed black after molding.)

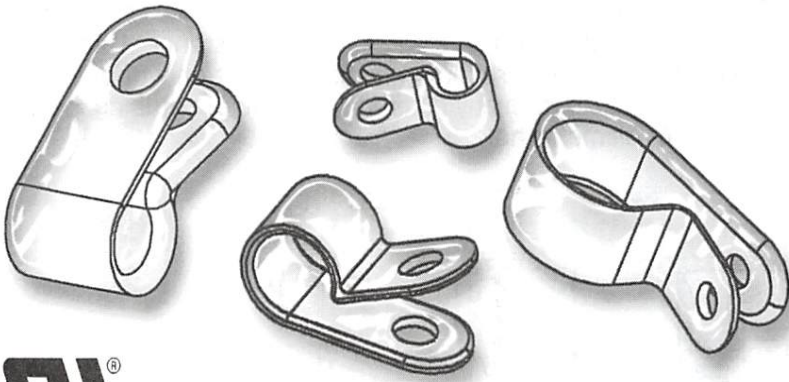
ITEM NUMBER	D REF.	W	H	E
22CC16A0062	1/16 (0,79)	5/32 (3,97)	.096 (2,44)	.187 (4,75)
22CC16A0093	3/32 (2,38)	5/32 (3,97)	.096 (2,44)	.203 (5,16)
22CC16A0125	1/8 (3,18)	5/32 (3,97)	.096 (2,44)	.217 (5,51)
22CC16A0156	5/32 (3,97)	5/32 (3,97)	.096 (2,44)	.233 (5,92)
22CC16A0187	3/16 (4,76)	5/32 (3,97)	.096 (2,44)	.250 (6,35)
22CC28E0250	1/4 (6,35)	9/32 (7,13)	.128 (3,25)	.337 (8,56)
22CC28E0312	5/16 (7,92)	9/32 (7,13)	.128 (3,25)	.360 (9,14)
22CC28E0375	3/8 (9,52)	9/32 (7,13)	.128 (3,25)	.400 (10,16)

### STANDARD

ITEM NUMBER	D REF.	W	H	E
22CC37B0125	1/8 (3,18)	3/8 (9,53)	.140 (3,56)	.329 (8,36)
22CC37C0125	1/8 (3,18)	3/8 (9,53)	.167 (4,24)	.329 (8,36)
22CC37D0125	1/8 (3,18)	3/8 (9,53)	.203 (5,16)	.329 (8,36)
22CC37B0187	3/16 (4,76)	3/8 (9,53)	.140 (3,56)	.430 (10,92)
22CC37C0187	3/16 (4,76)	3/8 (9,53)	.167 (4,24)	.430 (10,92)
22CC37D0187	3/16 (4,76)	3/8 (9,53)	.203 (5,16)	.430 (10,92)
22CC37B0187E	3/16 (4,76)	3/8 (9,53)	.140 (3,56)	.378 (9,60)
22CC37C0187E	3/16 (4,76)	3/8 (9,53)	.167 (4,24)	.378 (9,60)
22CC37D0187E	3/16 (4,76)	3/8 (9,53)	.203 (5,16)	.378 (9,60)
22CC37B0250	1/4 (6,35)	3/8 (9,53)	.140 (3,56)	.410 (10,41)
22CC37C0250	1/4 (6,35)	3/8 (9,53)	.167 (4,24)	.410 (10,41)
22CC37D0250	1/4 (6,35)	3/8 (9,53)	.203 (5,16)	.410 (10,41)
22CC37B0312	5/16 (7,94)	3/8 (9,53)	.140 (3,56)	.495 (12,57)
22CC37C0312	5/16 (7,94)	3/8 (9,53)	.167 (4,24)	.495 (12,57)
22CC37D0312	5/16 (7,94)	3/8 (9,53)	.203 (5,16)	.495 (12,57)
22CC37B0375	3/8 (9,53)	3/8 (9,53)	.140 (3,56)	.595 (15,11)
22CC37C0375	3/8 (9,53)	3/8 (9,53)	.167 (4,24)	.595 (15,11)
22CC37D0375	3/8 (9,53)	3/8 (9,53)	.203 (5,16)	.595 (15,11)
22CC37B0437	7/16 (11,11)	3/8 (9,53)	.140 (3,56)	.574 (14,58)
22CC37C0437	7/16 (11,11)	3/8 (9,53)	.167 (4,24)	.574 (14,58)
22CC37D0437	7/16 (11,11)	3/8 (9,53)	.203 (5,16)	.574 (14,58)
22CC37B0500	1/2 (12,70)	3/8 (9,53)	.140 (3,56)	.605 (15,37)
22CC37C0500	1/2 (12,70)	3/8 (9,53)	.167 (4,24)	.605 (15,37)
22CC37D0500	1/2 (12,70)	3/8 (9,53)	.203 (5,16)	.605 (15,37)
22CC37D0562	9/16 (14,29)	3/8 (9,53)	.203 (5,16)	.606 (15,39)
22CC37D0625	5/8 (15,88)	3/8 (9,53)	.203 (5,16)	.678 (17,22)

# WIRE HANDLING HARDWARE

SECTION  
VII



## HEAVY DUTY

ITEM NUMBER	D REF.	W	H	E
22CC50C0125	1/8 (3,18)	1/2 (12,70)	.167 (4,24)	.315 (8,00)
22CC50D0125	1/8 (3,18)	1/2 (12,70)	.203 (5,16)	.315 (8,00)
22CC50C0187	3/16 (4,76)	1/2 (12,70)	.167 (4,24)	.425 (10,80)
22CC50D0187	3/16 (4,76)	1/2 (12,70)	.203 (5,16)	.425 (10,80)
22CC50C0250	1/4 (6,35)	1/2 (12,70)	.167 (4,24)	.410 (10,41)
22CC50D0250	1/4 (6,35)	1/2 (12,70)	.203 (5,16)	.410 (10,41)
22CC50C0312	5/16 (7,94)	1/2 (12,70)	.167 (4,24)	.500 (12,70)
22CC50D0312	5/16 (7,94)	1/2 (12,70)	.203 (5,16)	.500 (12,70)
22CC50C0375	3/8 (9,53)	1/2 (12,70)	.167 (4,24)	.530 (13,46)
22CC50D0375	3/8 (9,53)	1/2 (12,70)	.203 (5,16)	.530 (13,46)
22CC50G0375	3/8 (9,53)	1/2 (12,70)	.250 (6,35)	.585 (14,86)
22CC50C0437	7/16 (11,11)	1/2 (12,70)	.167 (4,24)	.560 (14,22)
22CC50D0437	7/16 (11,11)	1/2 (12,70)	.203 (5,16)	.560 (14,22)
22CC50C0500	1/2 (12,70)	1/2 (12,70)	.167 (4,24)	.595 (15,11)
22CC50D0500	1/2 (12,70)	1/2 (12,70)	.203 (5,16)	.595 (15,11)
22CC50C0562	9/16 (14,29)	1/2 (12,70)	.167 (4,24)	.606 (15,39)
22CC50D0562	9/16 (14,29)	1/2 (12,70)	.203 (5,16)	.606 (15,39)
22CC50C0625	5/8 (15,88)	1/2 (12,70)	.167 (4,24)	.655 (16,64)
22CC50D0625	5/8 (15,88)	1/2 (12,70)	.203 (5,16)	.655 (16,64)
22CC50C0687	11/16 (17,46)	1/2 (12,70)	.167 (4,24)	.755 (19,18)
22CC50D0687	11/16 (17,46)	1/2 (12,70)	.203 (5,16)	.755 (19,18)
22CC50C0750	3/4 (19,05)	1/2 (12,70)	.167 (4,24)	.780 (19,81)
22CC50D0750	3/4 (19,05)	1/2 (12,70)	.203 (5,16)	.780 (19,81)
22CC50C0812	13/16 (20,64)	1/2 (12,70)	.167 (4,24)	.815 (20,70)
22CC50D0812	13/16 (20,64)	1/2 (12,70)	.203 (5,16)	.815 (20,70)
22CC50C0875	7/8 (22,22)	1/2 (12,70)	.167 (4,24)	.845 (21,46)
22CC50D0875	7/8 (22,22)	1/2 (12,70)	.203 (5,16)	.845 (21,46)
22CC50D1000	1 (25,40)	1/2 (12,70)	.203 (5,16)	.910 (23,11)
22CC50D1125	1 1/8 (28,58)	1/2 (12,70)	.203 (5,16)	.970 (24,64)
22CC50D1187	1 3/16 (30,16)	1/2 (12,70)	.203 (5,16)	1.000 (25,40)
22CC50D1250	1 1/4 (31,75)	1/2 (12,70)	.203 (5,16)	1.060 (26,92)
22CC50D1375	1 3/8 (34,93)	1/2 (12,70)	.203 (5,16)	1.125 (28,58)
22CC50D1500	1 1/2 (38,10)	1/2 (12,70)	.203 (5,16)	1.190 (30,23)

## EXTRA HEAVY DUTY

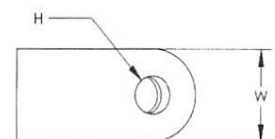
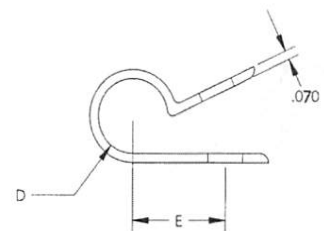

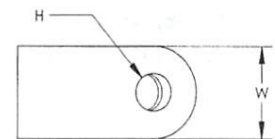
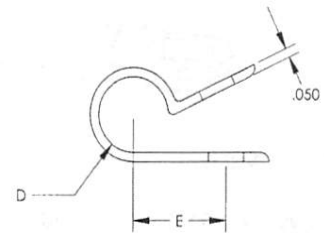
WALL THICKNESS IS .070

ITEM NUMBER	D REF.	W	H	E
*22CC87F0750	3/4 (19,05)	7/8 (22,22)	.387 (9,83)	1.000 (25,40)
*22CC87D1003	1 1/32 (26,19)	7/8 (22,22)	.203 (5,16)	1.125 (28,58)
*22CC87F1003	1 1/32 (26,19)	7/8 (22,22)	.387 (9,83)	1.125 (28,58)

\* Not UL Approved

### Materials Available on Special Order

- Flame retardant Nylon 6/6
- 2% carbon black Nylon 6/6 (U.V. Resistant)




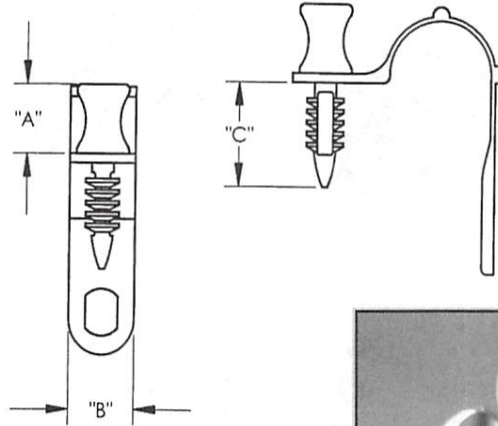
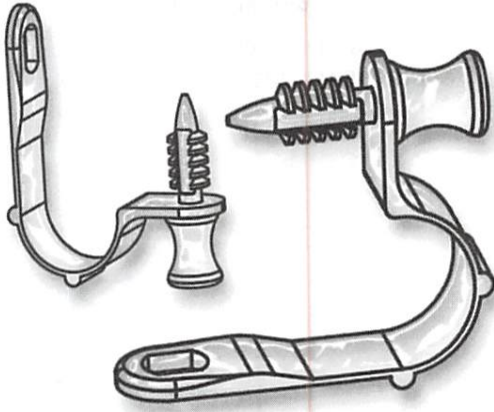
# WIRE HANDLING HARDWARE

## SECTION VII

### QUICK CABLE CLAMPS

Molded in **Natural Nylon 6/6**

Quick cable clamps are designed for one-handed installation. The design features an integrated ratchet fastener which eliminates the need for a screw or other fastener. Quick cable clamps are self-aligning, and the built-in handle allows for quick and easy installation without tools. The parts are molded from Nylon 6/6 and are suitable for many different wire, cable, or tubing routing applications. Parts are designed to fit a 3/16" diameter hole.

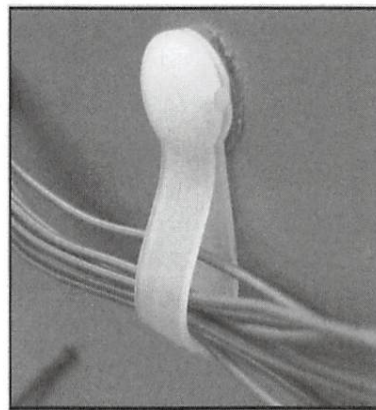
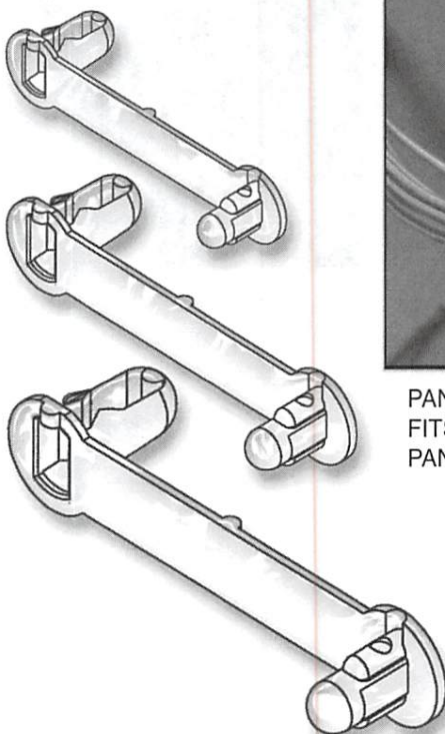


ITEM NUMBER	BUNDLE DIA.	KNOB LENGTH "A"	WIDTH CLIP "B"	LENGTH "C"
22QCC187250	1/4" (6,35)	.375 (9,53)	.375 (9,53)	.528 (13,41)
22QCC187312	5/16" (7,94)	.375 (9,53)	.375 (9,53)	.528 (13,41)
22QCC187375	3/8" (9,53)	.375 (9,53)	.375 (9,53)	.528 (13,41)
22QCC187437	7/16" (11,1)	.375 (9,53)	.375 (9,53)	.528 (13,41)

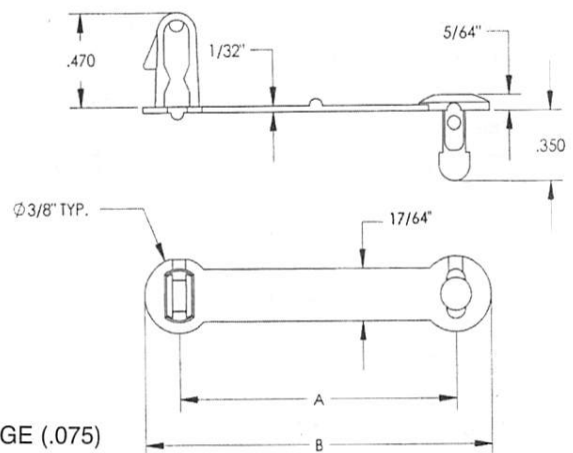
### WIRE AND TUBE RETAINING STRAPS

Molded in **Natural Nylon 6/6**

Wire and tube retaining straps are designed to be pushed into a .250 dia. hole, the wire or tube can then be placed on the strap, simply push the pin end into the receiver end and the wire or tube is secured in place.



PANEL THICKNESS 3/16"  
FITS 1/4" HOLE SIZE  
PANEL RANGE FITS UP TO 14 GAUGE (.075)



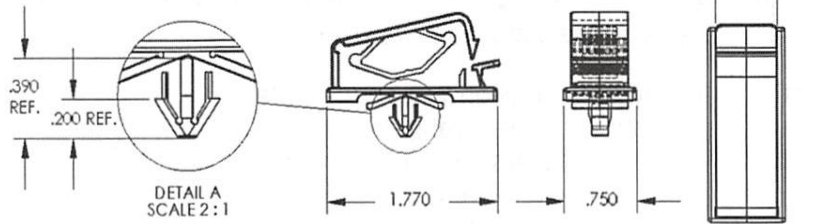
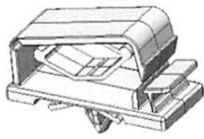
ITEM NUMBER	BUNDLE DIAMETER	"A" REFERENCE	"B" REFERENCE
22WTR2500312	.312 (7,93)	1.530 (38,86)	1.905 (48,39)
22WTR2500375	.375 (9,52)	1.730 (43,94)	2.105 (53,47)
22WTR2500437	.437 (11,10)	1.930 (49,02)	2.305 (58,55)
22WTR2500500	.500 (12,70)	2.130 (54,10)	2.528 (64,21)
22WTR2500562	.562 (14,28)	2.360 (59,94)	2.735 (69,47)

# WIRE HANDLING HARDWARE

SECTION  
**VII**

## PUSH MOUNT CLIP - flat wire

Molded in **Natural Nylon 6/6**

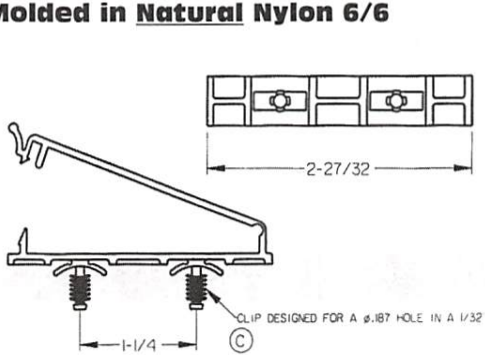


ITEM NUMBER


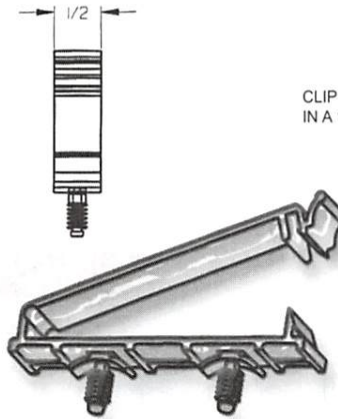
22RCPM1250

## RIBBON CLIP - fin clip base

Molded in **Natural Nylon 6/6**



CLIP DESIGNED FOR A .187 HOLE  
IN A 1/32 MIN. PANEL


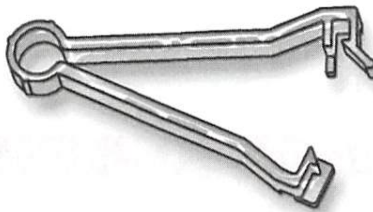
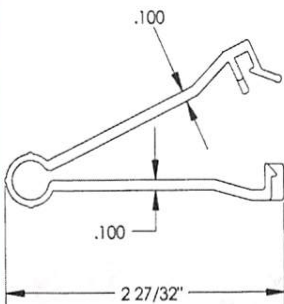


ITEM NUMBER

22FCC250237

## RIBBON CLIP - quick move

Molded in **Natural Nylon 6/6**



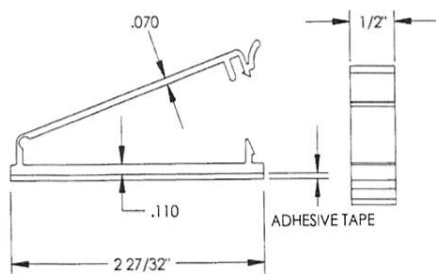
One Piece Ribbon Clip is molded in tough non-conductive nylon. This design allows for quick positive clamping of flat cable up to 50 conductors wide, without the need for securing the clip to a board or chassis. Ribbon Clips are releasable and reusable, and will not cut or abrade cable.

ITEM NUMBER



22RC200

## RIBBON CLIP - adhesive base

Molded in **Natural Nylon 6/6**



Adhesive Base Ribbon Clip is molded in tough non-conductive nylon. Ribbon Clips are designed to hold flat cable up to 50 conductors wide. Ribbon Clips will not cut or abrade cable and are releasable. Easy mounting with peel and stick adhesive backing.



ITEM NUMBER

22ABC250237

# WIRE HANDLING HARDWARE

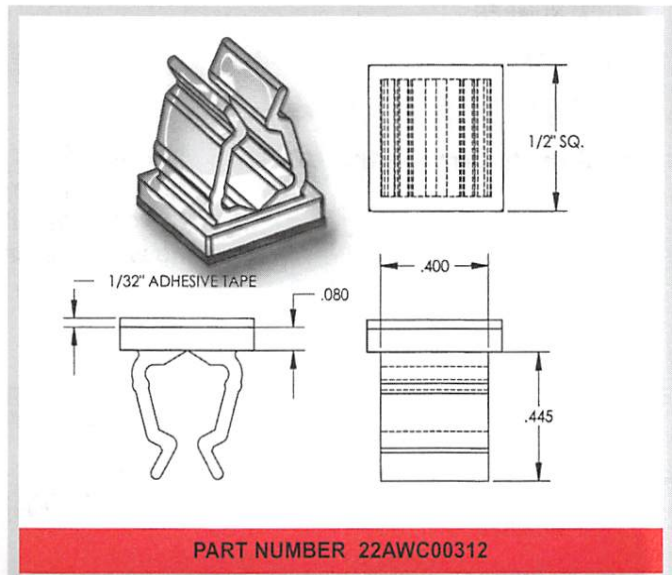
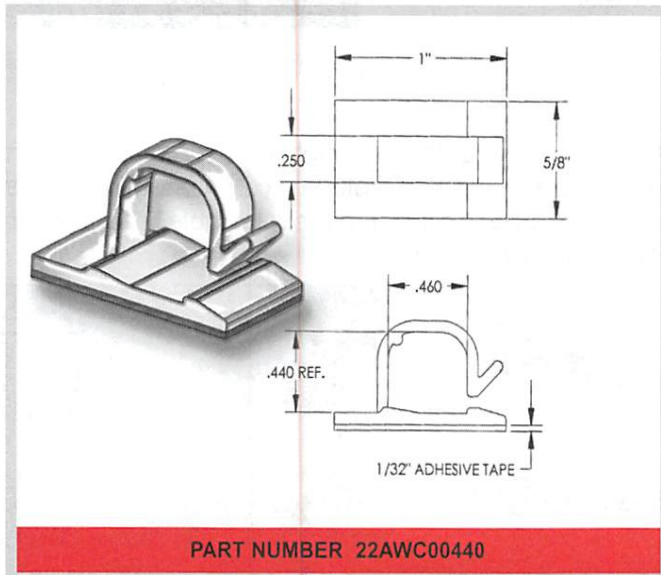
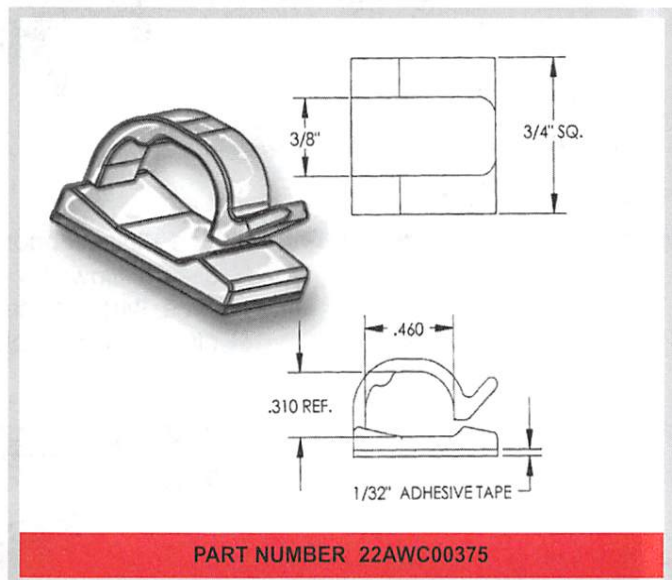
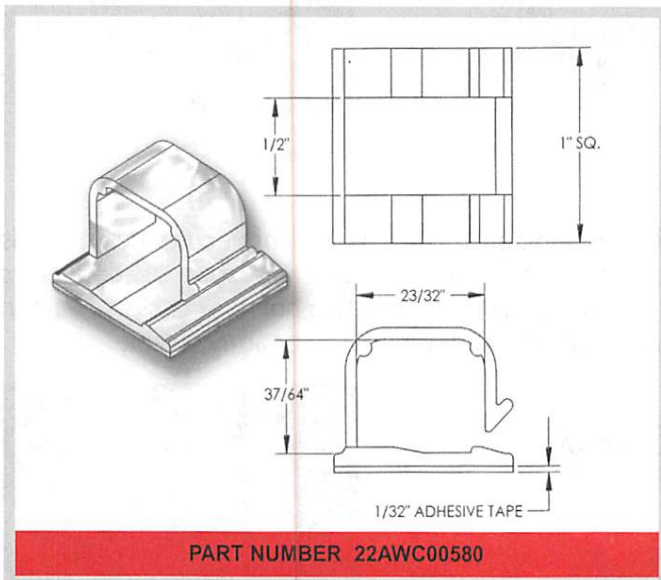
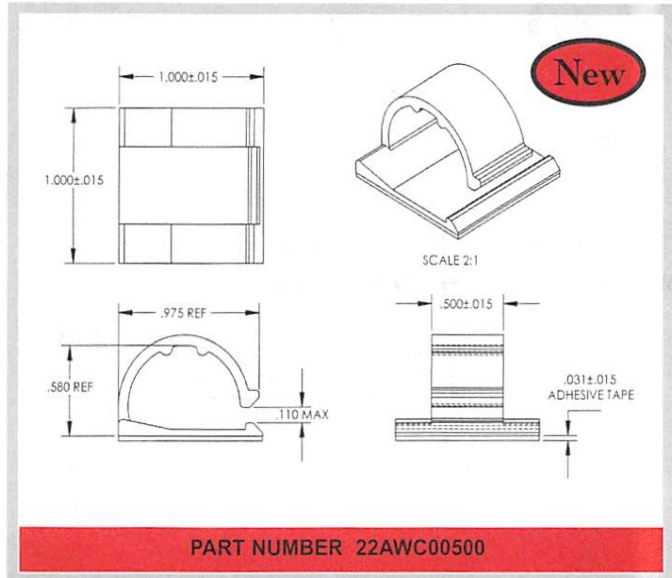
## SECTION VII

### RELEASABLE ADHESIVE BACKED WIRE CLIPS

Molded in **Natural Nylon 6/6** - Backed with **Polyethylene Foam Tape**

NOTE: RELEASABLE TAB AVAILABLE UPON REQUEST

Micro Plastics' Adhesive Backed Nylon Wire and Cable Clips are used to route wires and cables. The parts are backed with Polyethylene foam tape, and feature a releasable clip so wires can be removed after assembly if desired. Parts are stocked in natural, when ordering black parts add the letter "B" to the end of the part number.



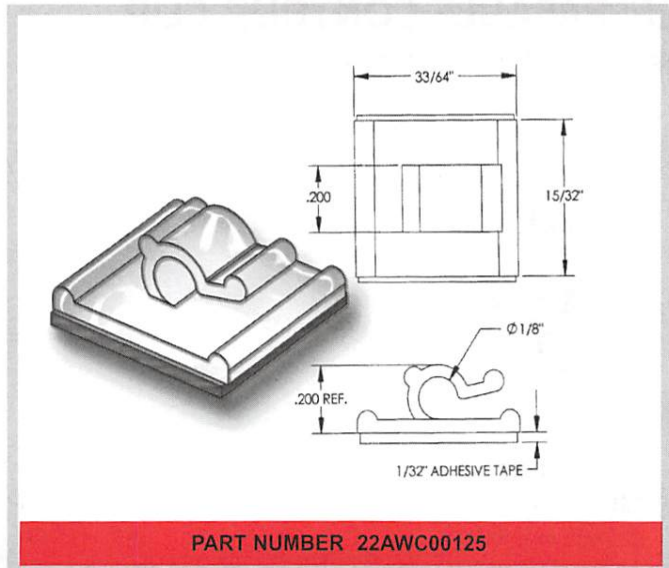
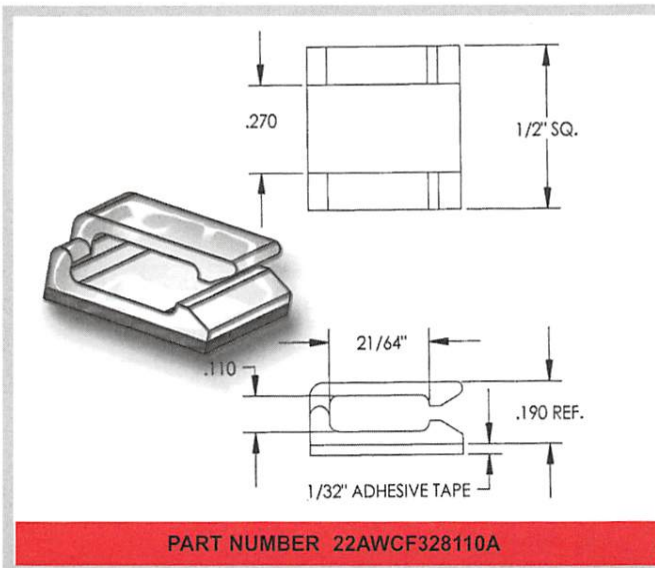
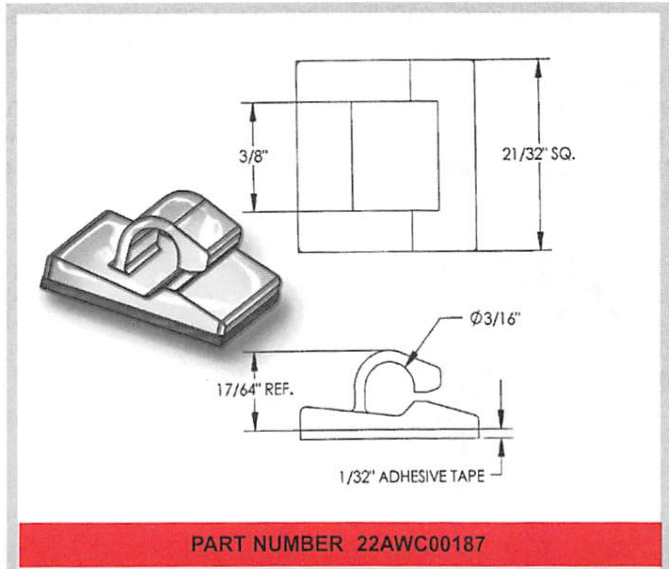
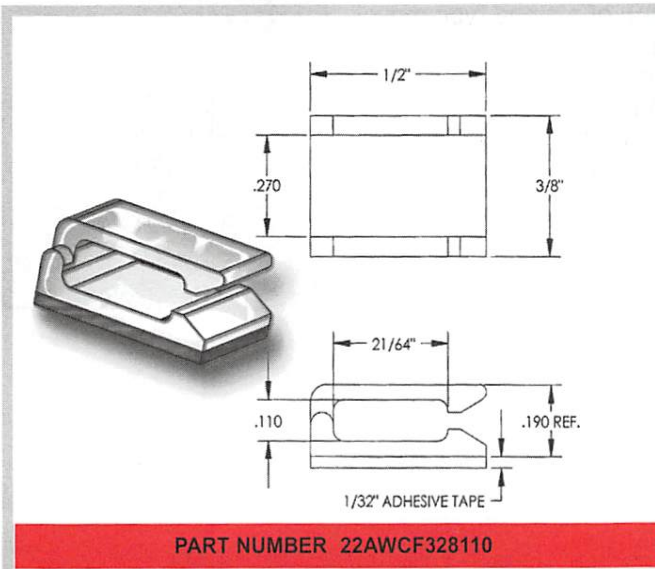
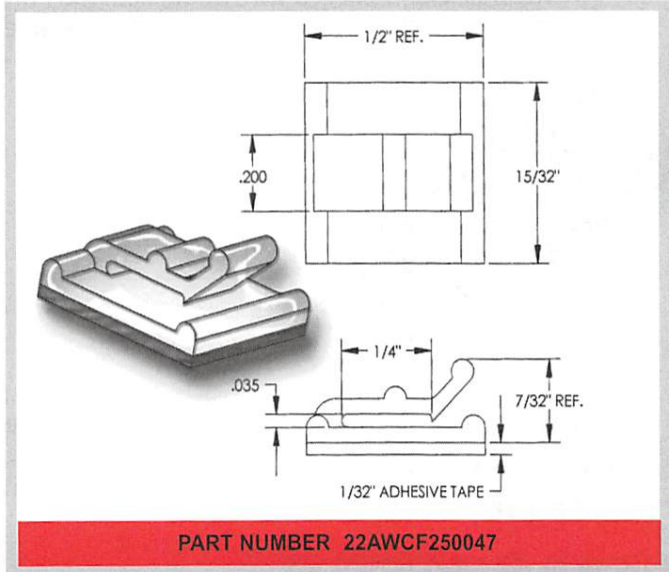
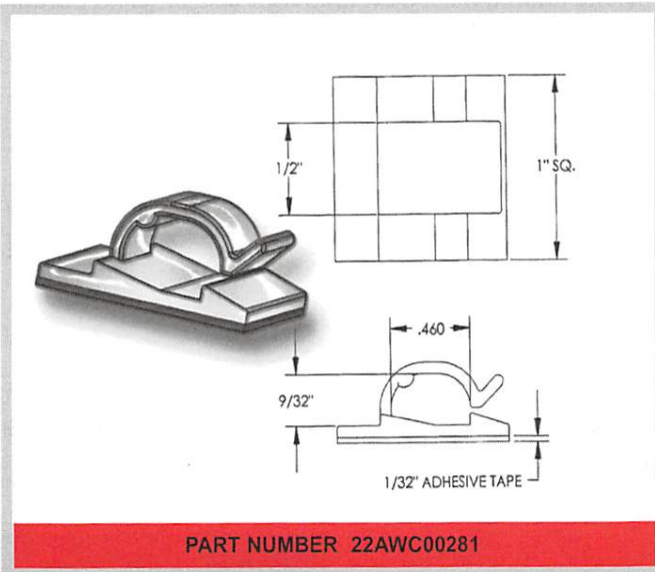
# WIRE HANDLING HARDWARE

SECTION  
VII

## RELEASABLE ADHESIVE BACKED WIRE CLIPS

Molded in **Natural Nylon 6/6** - Backed with **Polyethylene Foam Tape**

NOTE: RELEASABLE TAB AVAILABLE UPON REQUEST



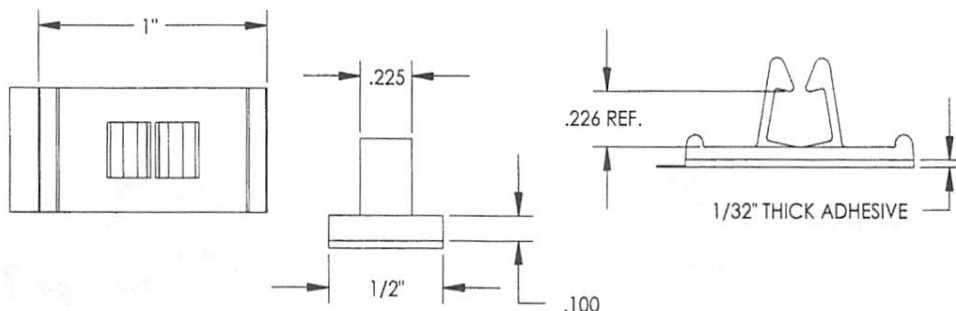
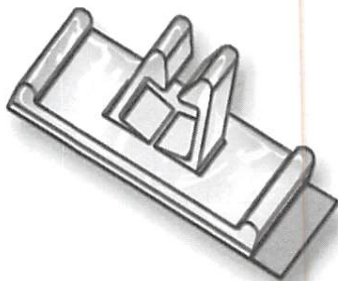
# WIRE HANDLING HARDWARE

## SECTION VII

### WIRE CLIP WITH TAB ADHESIVE BACKED

**Molded in Natural Nylon 6/6** NOTE: RELEASABLE TAB AVAILABLE UPON REQUEST

Micro Plastics' Adhesive Backed Wire Clip with handy release tab. Molded in natural colored Nylon 6/6 material. Clip is backed with double coated Polyethylene foam tape. Foam tape uses a strong and durable acrylic adhesive. Wire clip features a releasable clip design so wires can be removed after assembly.

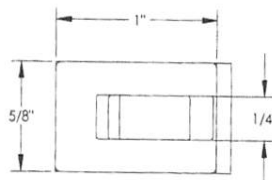
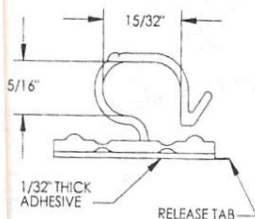
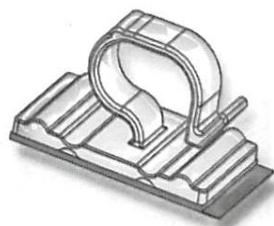


ITEM NUMBER	LENGTH	CLIP THICKNESS	MOUNTING THICKNESS WITHOUT ADHESIVE	WIDTH	ADHESIVE W/ TAB
22AWC250220TAB	1" (25,40)	.225 (5,72)	.100 (2,54)	1/2" (12,70)	1/32" (7,94)

### CONTOUR CLIP

**Molded in Natural Nylon 6/6**

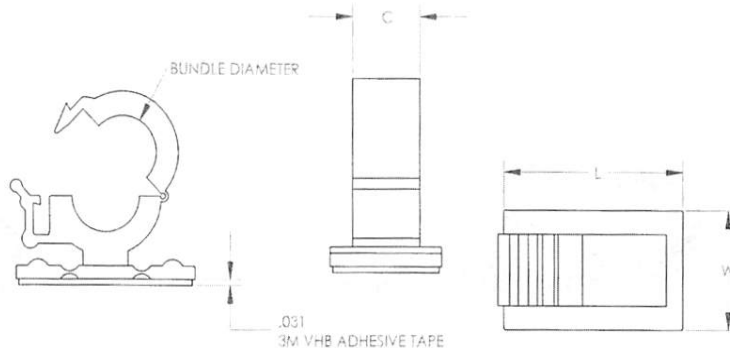
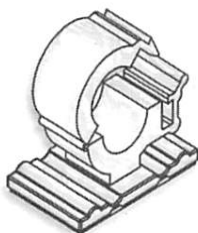
The adhesive-backed part incorporates a new design consisting of a hinge type movement in the base which flexes to fit convex or concave surfaces. This flexible base allows the part to be used on cylindrical surfaces such as pipes or tubing, and on irregular surfaces - even around corners. The part is molded from nylon and is applied with our standard adhesive-backed tape with an extended paper liner for easy removal of the liner. The part is also available with 3M's VHB (very high bond) tape which develops a high-strength, epoxy type bonding.



ITEM NUMBER	DESCRIPTION
22CAWC00440TAB	Contour Clip
22CAWC00440VHBTAB	Contour Clip (VHB)

### RELEASABLE CONTOUR CLIP

**Molded in Natural Nylon 6/6**



ITEM NUMBER	L	W	C	BUNDLE DIAMETER
22CAWC00375	1" (25,40)	5/8" (15,88)	3/8" (9,53)	3/8" (9,53)
22CAWC00375VHB	1" (25,40)	5/8" (15,88)	3/8" (9,53)	3/8" (9,53)


# WIRE HANDLING HARDWARE

SECTION  
**VII**

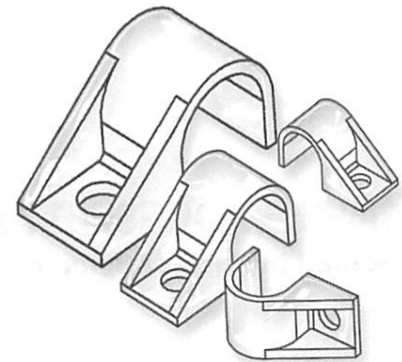
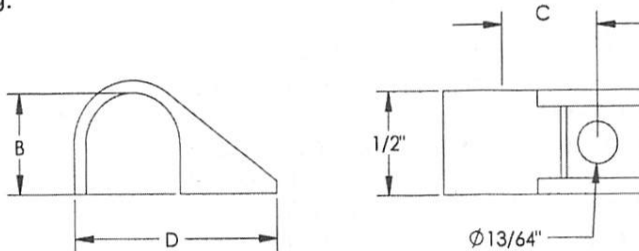
## HEAVY DUTY CABLE CLIPS

Molded in **Natural Nylon 6/6**

Micro Plastics' Nylon Heavy Duty Cable Clips are designed for cable and wire applications involving greater than usual loads or connections of critical nature. The rugged clip has reinforced side flanges for additional strength and rigidity. Compact design allows this clip to be used on corners, edges or where space is limited. Clip has hole for screw mounting.



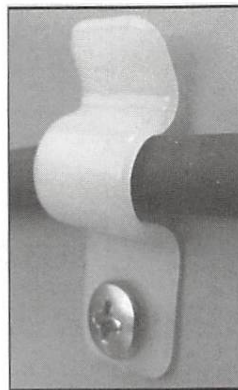
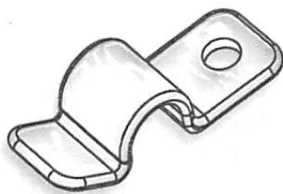
Available in size range for 1/8" to 1/2" diameter cable.



ITEM NUMBER	DESCRIPTION	"B"	"C"	"D" REF.
22HDCC1250	1/8" Hvy. dt. Clip	.115 (2,92)	.307 (7,80)	.675 (17,14)
22HDCC1720	3/16" Hvy. dt. Clip	.172 (4,37)	.328 (8,33)	.732 (18,59)
22HDCC2340	1/4" Hvy. dt. Clip	.234 (5,95)	.366 (9,30)	.793 (20,14)
22HDCC2970	5/16" Hvy. dt. Clip	.297 (7,54)	.400 (10,16)	.859 (21,83)
22HDCC3590	3/8" Hvy. dt. Clip	.359 (9,13)	.430 (10,92)	.910 (23,11)
22HDCC4220	7/16" Hvy. dt. Clip	.422 (10,72)	.460 (11,68)	.980 (24,89)
22HDCC4840	1/2" Hvy. dt. Clip	.484 (12,30)	.492 (12,50)	1.044 (26,52)

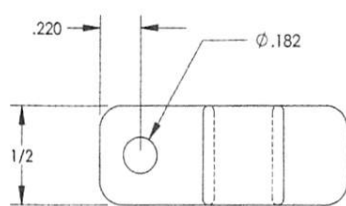
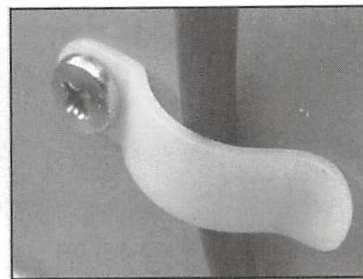
## WIRE CLIP

Molded in **Natural Nylon 6/6**

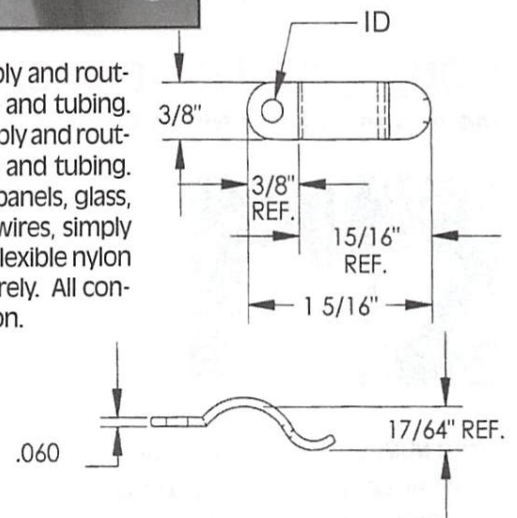
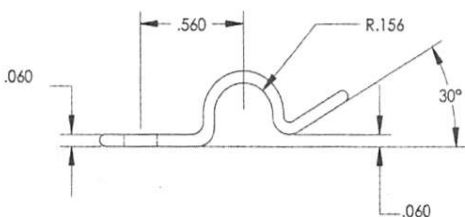


## SPRING CLIP

Molded in **Natural Nylon 6/6**



Nylon Wire Clips provide fast, secure assembly and routing of wires, standard round cable, flat cable and tubing. Nylon Spring Clips provide fast, secure assembly and routing of wires, standard round cable, flat cable and tubing. The Spring Clip can also be used to mount panels, glass, displays, or signs. To inspect, add or replace wires, simply pull back clip to allow placement. The tough, flexible nylon clip will spring back to hold the material securely. All contact edges are rounded for product protection.



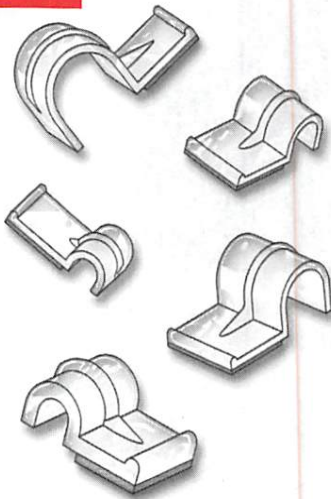
ITEM NUMBER	DESCRIPTION
22WC500312	1/2 (12,70) X .312 (7,94)

ITEM NUMBER	DESCRIPTION	ID
22SCP375132	3/8 (9,53) X .132 (3,35)	.150
22SCP375132A	3/8 (9,53) X .132 (3,35)	.179

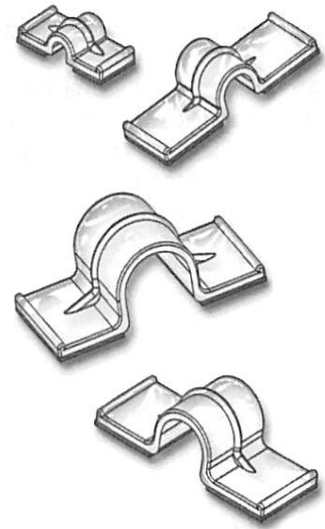


# WIRE HANDLING HARDWARE

## SECTION VII

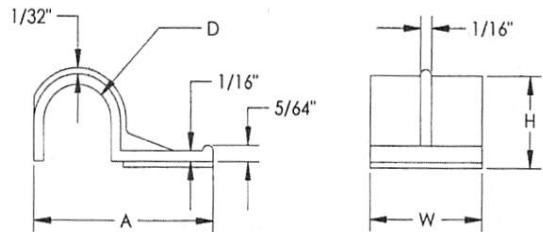


Double and single press clips are the convenient and fast way to install wires and cable to almost any surface. Tough, corrosion resistant nylon 6/6 clip is backed with a quality foam adhesive tape. The double clip design develops greater shear loads and holding power and are supplied on easy-to-use perforated liner strips in sets of 6 to 10 pieces. The single clip is designed to be used in areas where space is limited or in corners or edges and are supplied on easy-to-use perforated liner strips in sets of 6 to 10 pieces. To install, simply pull the clip off of the liner strip and press into place. No holes to drill or screws to turn. Nylon press clips provide a low in-place assembly that is quick and permanent. Urethane foam tape has excellent conformability, high temperature and solvent resistance and high ultimate bond strength.



## SINGLE ADHESIVE BACKED CABLE CLIPS

Molded in **Natural Nylon 6/6** - **1/32"** Adhesive Tape

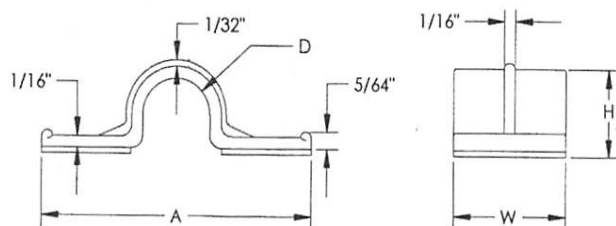
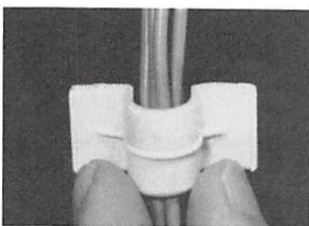


ITEM NUMBER	DESCRIPTION	"D"	"A" *	"H"	"W"
** 22SPC13037	1/8" SNGL CLIP	1/8" (3,18)	.493 (12,52)	.217 (5,51)	3/8" (9,53)
** 22SPC20000	13/64" SNGL CLIP	13/64" (5,16)	.808 (20,53)	.289 (7,34)	1/2" (12,70)
** 22SPC25550	1/4" SNGL CLIP	1/4" (6,35)	.865 (21,97)	.343 (8,71)	1/2" (12,70)
** 22SPC38562	3/8" SNGL CLIP	3/8" (9,53)	1.000 (25,40)	.475 (12,07)	5/8" (15,88)
* 22SPC50575	1/2" SNGL CLIP	1/2" (12,70)	1.125 (28,58)	.593 (15,06)	3/4" (19,05)

\*Packaged 50 pcs. per roll \*\*Packaged 100 pcs. per roll

## DOUBLE ADHESIVE BACKED CABLE CLIPS

Molded in **Natural Nylon 6/6** - **1/32"** Adhesive Tape



ITEM NUMBER	DESCRIPTION	"D"	"A" *	"H"	"W"
** 22DPC13037	1/8" DBLE CLIP	1/8" (3,18)	.760 (19,30)	.216 (5,49)	3/8" (9,53)
** 22DPC15637	5/32" DBLE CLIP	5/32" (3,96)	1.281 (32,54)	.248 (6,30)	3/8" (9,53)
** 22DPC25550	1/4" DBLE CLIP	1/4" (6,35)	1.380 (35,05)	.326 (8,28)	1/2" (12,70)
* 22DPC38062	3/8" DBLE CLIP	3/8" (9,53)	1.505 (38,23)	.455 (11,56)	5/8" (15,88)
* 22DPC50575	1/2" DBLE CLIP	1/2" (12,70)	1.600 (40,64)	.580 (14,73)	3/4" (19,05)

\*Packaged 50 pcs. per roll \*\*Packaged 100 pcs. per roll

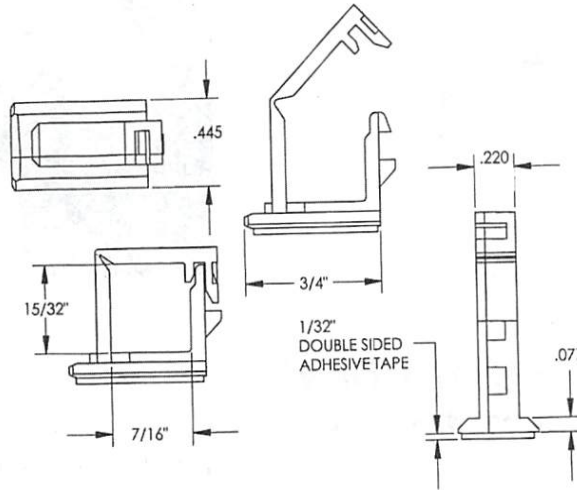
## ADHESIVE BASED RELEASABLE WIRE CLIP

Molded in **Natural Nylon 6/6** NOTE: RELEASABLE TAB AVAILABLE UPON REQUEST

Adhesive based releasable wire clip has a unique positive latch design for multiple open/close cycles for adding or removing wires. Part is molded in Natural Nylon 6/6 with double coated foam tape for easy installation without mounting screws or holes for push mounts.



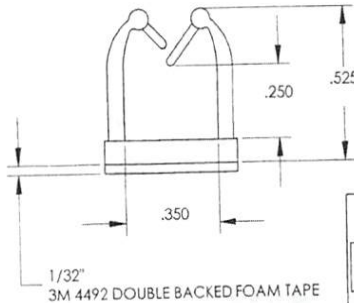

ITEM NUMBER  
22AWC438469




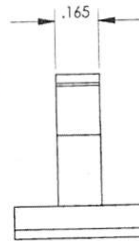
## MINIATURE WIRE SADDLE ON ADHESIVE BASE

Molded in **Natural Nylon 6/6**

Micro Plastics' adhesive based clip eliminates the need for mounting holes. Due to the small base design, this part is good for space saving applications.



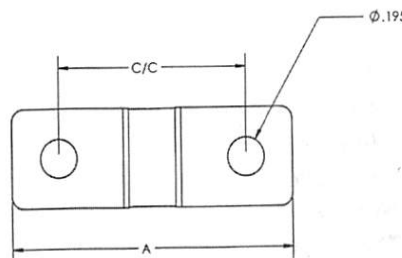
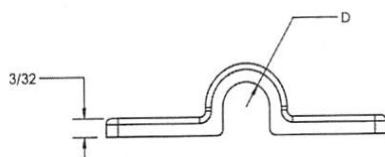
**New  
SIZES**



ITEM NUMBER	A
22MWCA310500	1/2"
22MWCA350500	1/2"
22MWCA350750TAB	3/4"

## DOUBLE SCREW CLIP

Molded in **Natural Nylon 6/6**



**New  
ITEM**

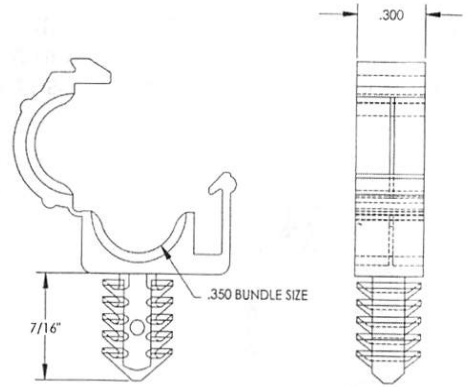

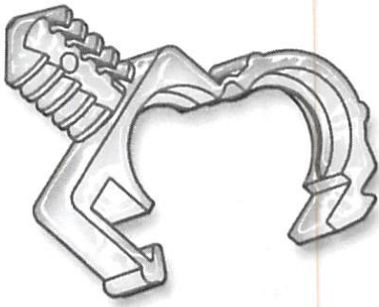
ITEM NUMBER	DESCRIPTION	A	W	H	C/C	D
22DSC500250	1/4" Double Screw Clip	1.500 (38,1)	.500 (12,7)	.359 (9,11)	1.000 (25,4)	.250 (6,35)

# WIRE HANDLING HARDWARE

## SECTION VII

### "SPECIAL ITEM" RELEASABLE CLAMP ON FIN CLIP BASE Molded in Natural Nylon 6/6

NOTES  
HOLE SIZE - .256  
PANEL THICKNESS - .020/.203

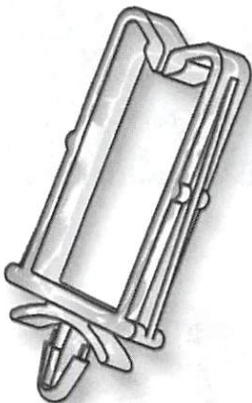
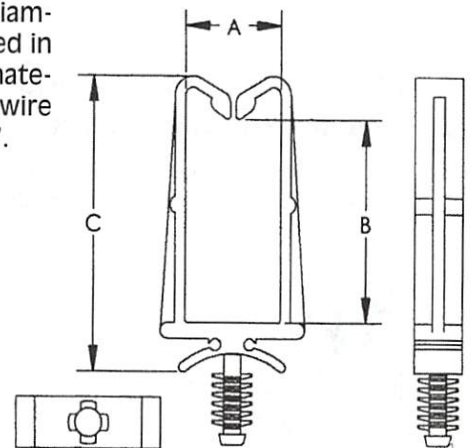
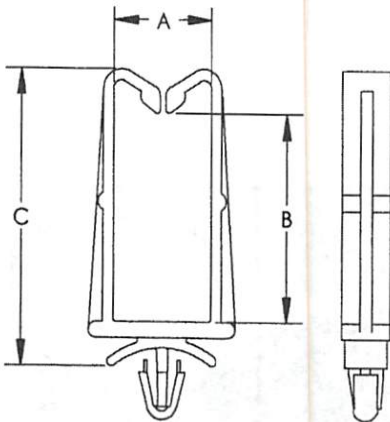


ITEM NUMBER  
23RCFB035C



## WIRE/CABLE HOLDERS

Molded in Natural Nylon 6/6

Micro Plastics' Wire/Cable Holders are designed to mount into 3/16 hole diameters. Wire/Cable Holders can be used in a variety of panel thicknesses and materials. Sizes are available to handle wire bundle diameters from .375" to .500".



22WHB\_SERIES



22WHA\_SERIES

**METRIC Sizes  
Also Available**  
Page 285

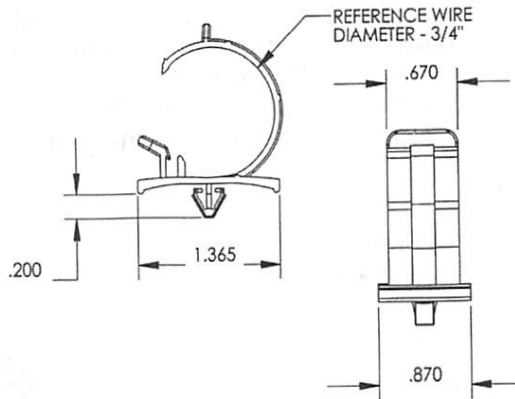

ITEM NUMBER	A	B	C	HOLE DIA.	PANEL RANGE
22WHA375050	.375 (9,53)	.500 (12,70)	.922 (23,42)	.187 (4,76)	VARIABLE
22WHA375075	.375 (9,53)	.750 (19,05)	1.172 (29,80)	.187 (4,76)	VARIABLE
22WHA500075	.500 (12,70)	.750 (19,05)	1.219 (30,96)	.187 (4,76)	VARIABLE
22WHA500100	.500 (12,70)	1 (25,40)	1.469 (37,31)	.187 (4,76)	VARIABLE
22WHB375050	.375 (9,53)	.500 (12,70)	.900 (22,86)	.187 (4,76)	.030 (0,76)/.093 (2,36)
22WHB375075	.375 (9,53)	.750 (19,05)	1.172 (29,80)	.187 (4,76)	.030 (0,76)/.093 (2,36)
22WHB500075	.500 (12,70)	.750 (19,05)	1.200 (30,48)	.187 (4,76)	.030 (0,76)/.093 (2,36)
22WHB500100	.500 (12,70)	1 (25,40)	1.425 (36,20)	.187 (4,76)	.030 (0,76)/.093 (2,36)

# WIRE HANDLING HARDWARE

SECTION  
**VII**

## WIRE CLIP WITH PUSH-IN MOUNT Molded in Natural Nylon 6/6

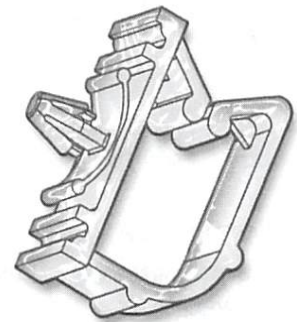
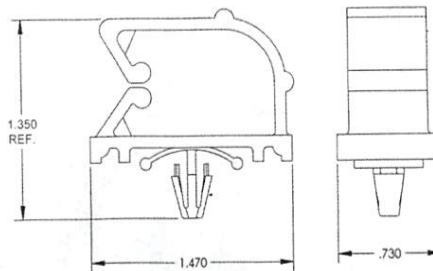
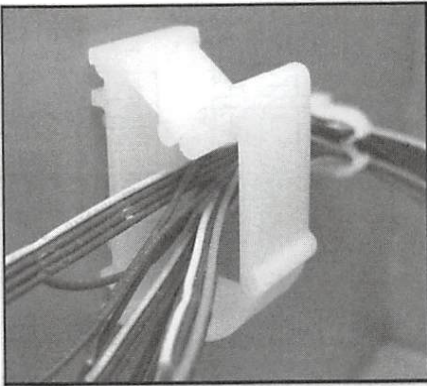
Part is designed to mount in a .250 diameter hole in a .020 to .070 thick panel. Part can be opened and closed multiple times for adding or removing wires. Maximum wire bundle diameter is 3/4 inch. Large contoured base assures a stable mounting.



ITEM NUMBER  
22SEAPM250750

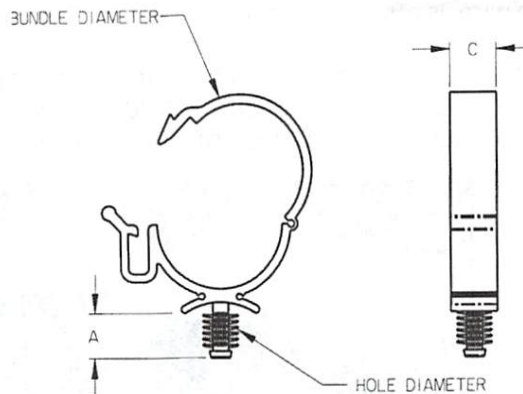

## WIRE CLIP WITH PUSH-IN MOUNT Molded in Natural Nylon 6/6

Micro Plastics side entry wire routing clip with push-in mount  
CLIP TO FIT A .250 HOLE WITH A PANEL UP TO .105  
MAXIMUM BUNDLE DIAMETER IS .750



ITEM NUMBER  
22SEWC750100

## RELEASEABLE CLAMP ON FIN CLIP BASE Molded in Natural Nylon 6/6



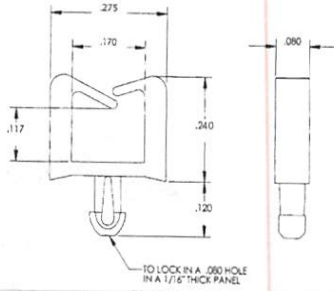
ITEM NUMBER	A	C	BUNDLE DIA.	HOLE DIA.	PANEL RANGE
23RCFB037	.344 (8,74)	.187 (4,75)	.375 (9,53)	.187 (4,75)	VARIABLE
23RCFB050	.344 (8,74)	.187 (4,75)	.500 (12,70)	.187 (4,75)	VARIABLE
23RCFB05025	.344 (8,74)	.187 (4,75)	.500 (12,70)	.250 (6,35)	VARIABLE
23RCFB100	.344 (8,74)	.375 (9,53)	1 (25,40)	.250 (6,35)	VARIABLE

# WIRE HANDLING HARDWARE


## SECTION VII

### MICRO WIRE CLIP

Molded in **Natural Nylon 6/6**



Micro Plastics' micro wire clips are molded in Nylon 6/6 material. They can be used on densely packed PC boards or any other limited space applications. Holds up to ten 25 gauge wires (1/32 outside diameter). Wires install easily by pressing down on retaining arms which flex to accept wire then spring back into place.



**Watch Instructional Video**

[mms://www.microplastics.com/productvideos/MicroWireClip.asf](https://www.microplastics.com/productvideos/MicroWireClip.asf)

ITEM NUMBER

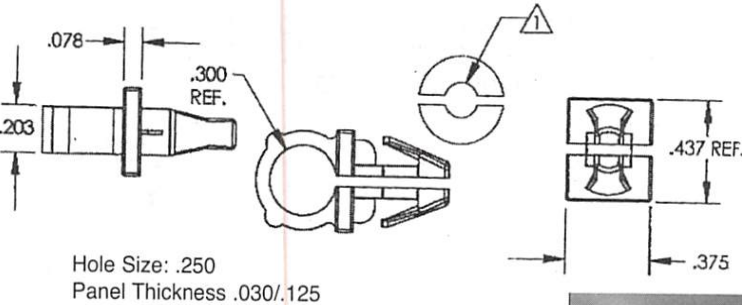
22MWC170120

### SPLIT WIRE ROUTING CLIP

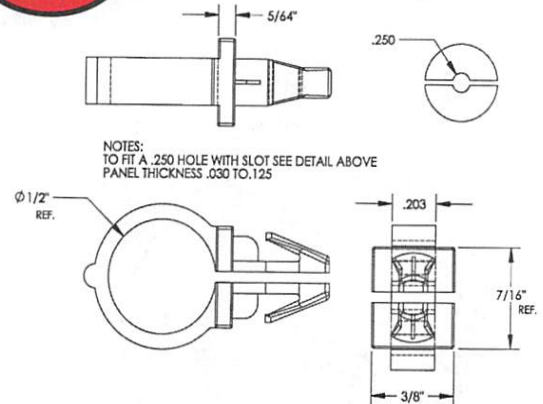
Molded in **Natural Nylon 6/6**

The split wire routing design allows loading of wires by separating the cup at the split and then inserting the prongs of the clip into a hole in the panel.

**New SIZES**



Hole Size: .250  
Panel Thickness .030/.125



NOTES:  
TO FIT A .250 HOLE WITH SLOT SEE DETAIL ABOVE  
PANEL THICKNESS .030 TO .125

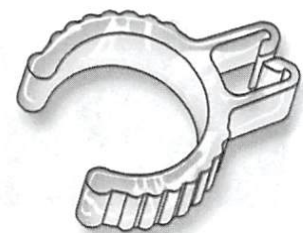

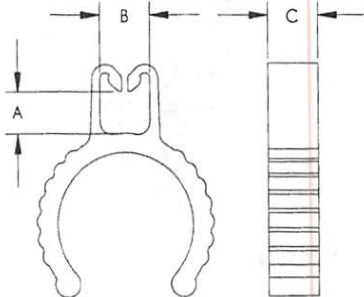
PART NUMBER	DESCRIPTION
23SWRC250250	1/4" SPLIT WIRE ROUTING CLIP
23SWRC250375	3/8" SPLIT WIRE ROUTING CLIP

PART NUMBER	DESCRIPTION
23SWRC250500	1/2" SPLIT WIRE ROUTING CLIP

### CONDUIT CLIPS

Molded in **Natural Nylon 6/6**

Various wiring, such as telephone wire, is often routed with electrical conduit. "Conduit clips" are designed to snap onto electrical conduit. The integrated wire holder on the clip allows wiring to be secured to the conduit. Installation is faster and easier than with a wire tie, which is often used for this purpose. The clip can be easily removed if necessary. Two sizes are available for 1/2" and 3/4" ID conduit, which will accommodate various wire sizes up to 5/16" diameter. Parts are molded in light weight, chemical and corrosion resistant nylon 6/6.




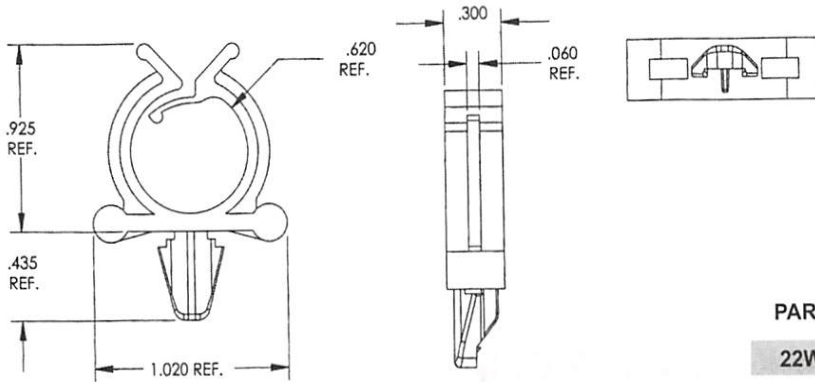
**PATENTED**

ITEM NUMBER	DESCRIPTION	A	B	C	CONDUIT SIZE
23CDC05025	1/2" CONDUIT CLIP	.200 (5,08)	.250 (6,35)	.250 (6,35)	1/2" (12,70)
23CDC07531	3/4" CONDUIT CLIP	.312 (7,92)	.312 (7,92)	.250 (6,35)	3/4" (19,05)

## CORD CLIP WITH PUSH MOUNT

Molded in **Natural Nylon 6/6**

Micro Plastics' cord clip is designed with a 5/8" (15,88) bundle diameter. To mount into a 1/4" (6,35) diameter hole. Cord clip is used to organize wires, cords and cables. Parts are molded in UL Recognized Nylon 6/6.



PART NUMBER	PANEL THICKNESS
22WCPM062250	1/16 (1,57)

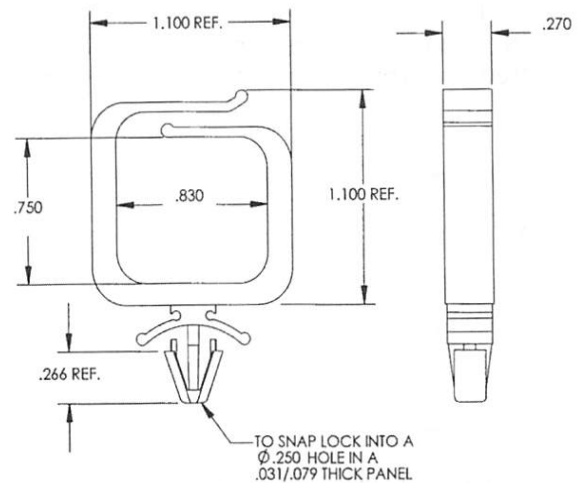
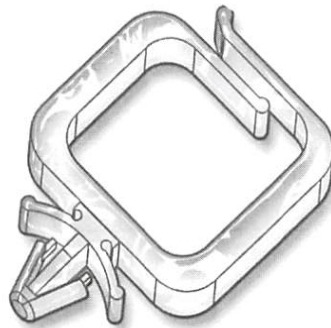
## NYLON FUEL LINE CLIP

Molded in **Natural Nylon 6/6**

Micro Plastics' Fuel line Clip is molded Nylon 6/6 material that is resistant to oil and gasoline. Part snaps into a .031" to .079" panel thickness. Clip can be used for routing tubes and cables.

Material is rated UL94-V2

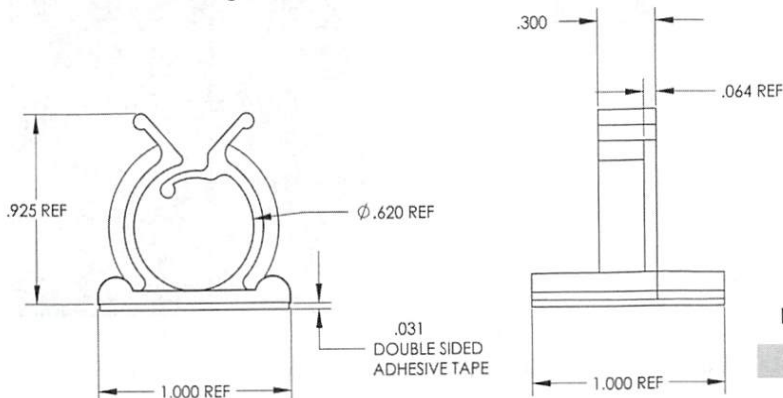
ITEM NUMBER
22FLC750830



## CORD CLIP WITH ADHESIVE BASED MOUNT

Molded in **Black Nylon 6/6** NOTE: RELEASABLE TAB AVAILABLE UPON REQUEST

Micro Plastics' cord clip is designed with a 5/8" (15,88) bundle diameter. Cord clip is used to organize wires, cords and cables. Parts are molded in UL Recognized Black Nylon 6/6 with double coated foam tape for easy installation with out mounting screws.



PART NUMBER	BUNDLE DIAMETER
22AWC00625	5/8" (15,88)



Get quote »

microplastics.com • W

Angic Global Solutions

1-888-872-0690

<https://www.AngicGlobal.com> [Sales@AngicGlobal.com](mailto:Sales@AngicGlobal.com)

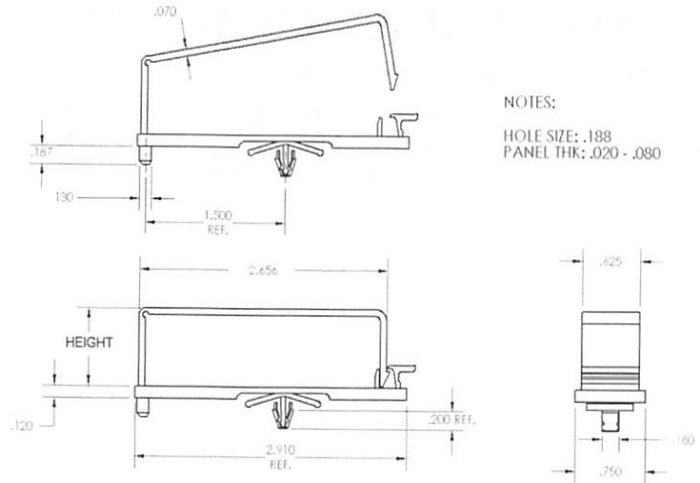
# WIRE HANDLING HARDWARE

## SECTION VII

### WIRE CLIP

Molded in **Natural Nylon 6/6**

**New  
SIZE**




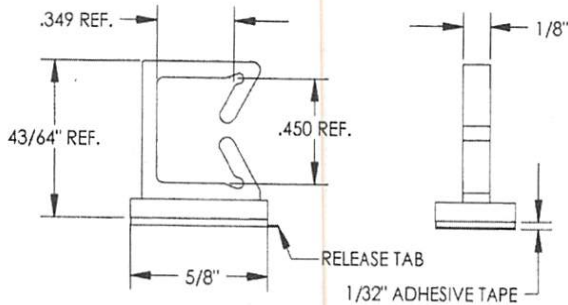
NOTES:  
HOLE SIZE: .188  
PANEL THK: .020 - .080

ITEM NUMBER	HEIGHT
22ACC780265	.780
22ACC812265	.900

### RELEASABLE ADHESIVE BACKED WIRE CLIPS

Molded in **Natural Nylon 6/6** - Backed With Polyethylene foam tape

Micro Plastics' Releasable Adhesive Backed Wire Clip with handy release tab is used to route wires and cables. Molded in UL recognized Nylon 6/6 with double coated Polyethylene foam tape. Clip has side entry for ease of wire installation.


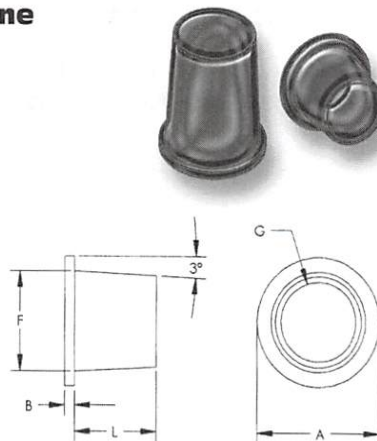


ITEM NUMBER	DESCRIPTION
22AWC350450TAB	RELEASABLE ADHESIVE CLIP

### LAMP SNAP BUSHINGS "internal"

Molded in **Black Hi-density Polyethylene**

Micro Plastics' Lamp Snap Bushings are an economical approach to the protection of lampcord insulation, from the sharp and often burred ends of the standard threaded pipe used in lamp manufacture. Bushings are molded of black Hi-density Polyethylene, to allow flexibility for easy installation, and durability for long lasting cord protection.



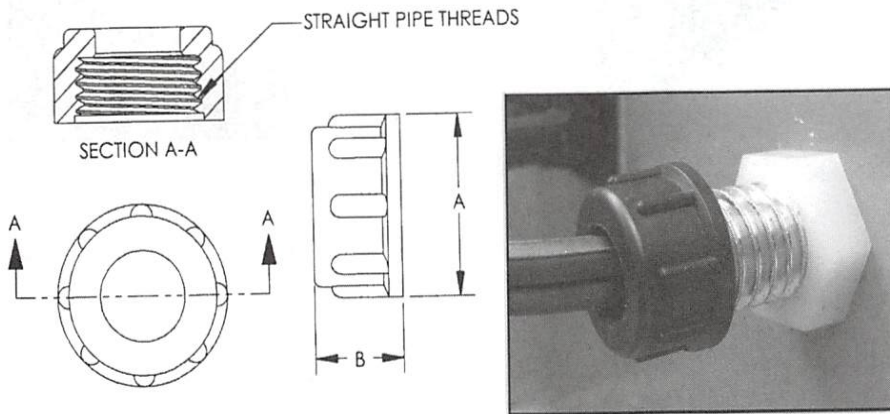
ITEM NUMBER	DESCRIPTION	L	A	B	F	G
04MP0125SB	1/8" SNAP	1/4" (6,35)	3/8" (9,53)	1/32" (0,79)	.298 (7,57)	.230 (5,84)
04MP0250SB	1/4" SNAP	15/32" (11,9)	27/64" (10,72)	1/32" (0,79)	.375 (9,53)	.312 (7,94)

Minimum order quantity 1,000 pieces

# WIRE HANDLING HARDWARE

SECTION  
**VII**

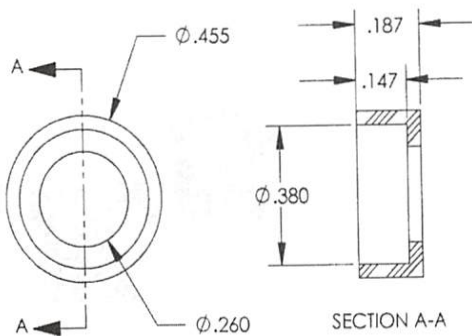
Micro Plastics' Threaded Lampcord Bushings are molded in tough Black Heat Stabilized Nylon (Underwriters Laboratories Rated 94V2, Temperature Index 105°C). Micro Plastics has available from stock the most popular sizes of Threaded Lampcord Bushings. These bushings are designed to protect the electrical lampcord from the knife-edge of the threaded pipe used in light fixtures. They will easily thread onto standard lamp fixture 1/8 NPS and 1/4 NPS threaded ends. Micro Plastics' bushings will provide reliable, safe and insulated connections. Micro Plastics' has available from stock the most popular sizes of Threaded Lampcord Bushings.




## THREADED LAMPCORD BUSHINGS

Molded in **Black H.S. Nylon UL 94V2**

ITEM NUMBER	DESCRIPTION	A		B	
04MP0125TLB	1/8 NPS	19/32"	(15,08)	9/32"	(7,14)
04MP0250TLB	1/4 NPS	23/32"	(18,26)	3/8"	(9,53)
04MP0375TLB	3/8 NPS	7/8"	(22,23)	7/16"	(11,11)
04MP0500TLB	1/2 NPS	1 1/16"	(27,00)	3/8"	(9,53)



Micro Plastics' external lamp snap bushings are an economical approach to the protection of lampcord insulation, from the sharp and often burred ends of the standard threaded pipe used in lamp manufacture. Bushings are molded of Black Hi-density Polyethylene to allow flexibility for easy installation and durability for long lasting cord protection.



MINIMUM ORDER QUANTITY 1000 PCS.

## LAMP SNAP BUSHING "external"

Molded in **Black High Density Polyethylene**

ITEM NUMBER	OD	ID	THICKNESS	COUNTER BORE DIAMETER	COUNTER BORE DEPTH
04MP0125SBOD	.455 (11,56)	.260 (6,60)	.187 (4,75)	.380 (9,65)	.147 (3,73)


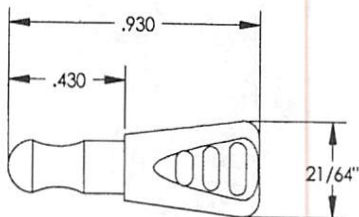
# WIRE HANDLING HARDWARE

## SECTION VII

### DUMMY PLUGS

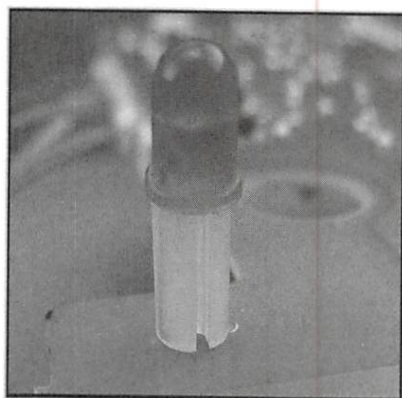
Molded in **Black Nylon 6/6**

Micro Plastics' Dummy Plugs are designed to electrically isolate unused bullet type "female" terminals in wiring harnesses, to prevent short circuits due to harness movement. Molded of tough electrically insulating black Nylon, these plugs are easily inserted with normal hand pressure and removable for addition of electrical accessories.



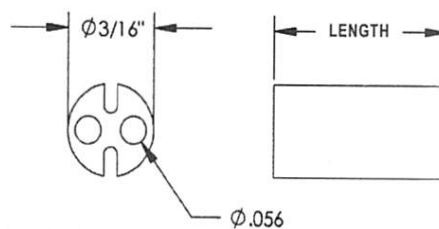
ITEM NUMBER

DP401030



### LED SPACER

Molded in **Natural Nylon 6/6**




ITEM NUMBER	OD	ID	LENGTH
27LED2SP0250	3/16" (4,76)	.056" (1,42)	1/4" (6,35)
27LED2SP0375	3/16" (4,76)	.056" (1,42)	3/8" (9,53)
27LED2SP0500	3/16" (4,76)	.056" (1,42)	1/2" (12,7)

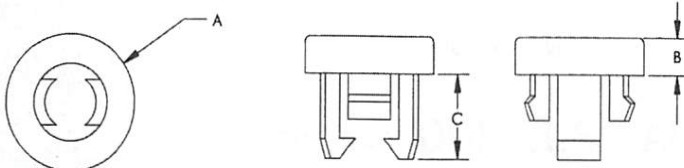
### LED HOLDERS

Molded in **Black H.S. Nylon**

LED Holders have been designed for standard T-1 3/4" LEDs. Snap LED Holder into the panel, then snap the LED into the holder.



FOR STANDARD LED T - 1 3/4

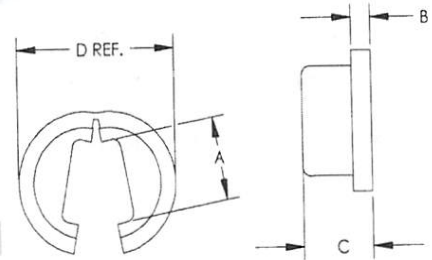




ITEM NUMBER	A	B	C	HOLE SIZE	PANEL RANGE
27LEDH01	.317 (8,05)	.025 (0,64)	.250 (6,35)	.240 / .247 (6,10) / (6,27)	.070 (1,78)
27LEDH02	.357 (9,07)	.098 (2,49)	.220 (5,59)	.281 / .287 (7,14) / (7,29)	.046 (1,17)

# WIRE HANDLING HARDWARE

SECTION VII

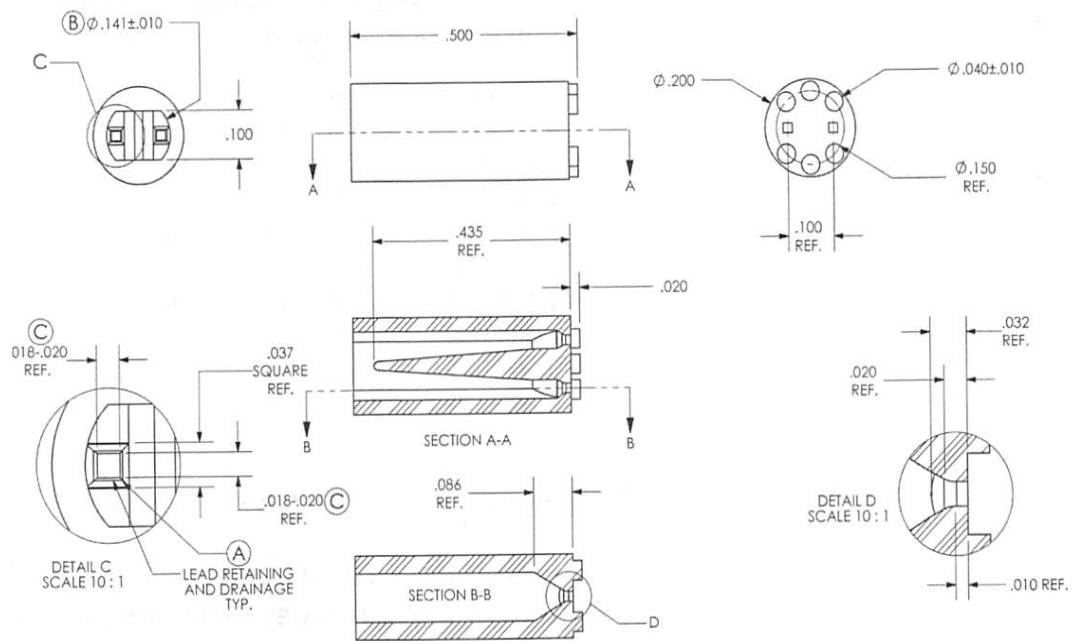
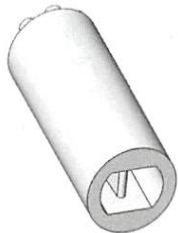
Micro Plastics' exclusive anti-twist design was developed to eliminate the electrical cord from twisting inside the lamp. Anti-Twist Bushings' convenient opening allows it to slip easily around the cord. When the Lampcord Bushing is threaded over the cord the two bushings slip together allowing for easy installation onto any standard lamp fixture. Anti-Twist Bushing fits a 1/8" pipe thread and accommodates a standard cord size of SPT-1, 18,2. The bushing was designed to be used with Micro Plastics' standard 1/8" Lamp Cord Bushing. Other sizes will be tooled upon request.



## ANTI-TWIST BUSHING

Molded in **Black Nylon 6/6**

ITEM NUMBER	DESCRIPTION	A	B	C	D Ref.
04MP0125ATB	1/8" ANTI-TWIST	.195 (4,95)	.050 (1,27)	.175 (4,44)	.390 (9,91)
04MP0250ATB	1/4" ANTI-TWIST	.195 (4,95)	.050 (1,27)	.175 (4,44)	.500 (12,70)



## SELF RETAINING LED MOUNTS

Molded in **Natural Nylon 6/6**

ITEM NUMBER	LENGTH
27LEDSRM500	.500 (12,7)
27LEDSRM520	.520 (13,2)
27LEDSRM550	.550 (13,9)
27LEDSRM570	.570 (14,4)
27LEDSRM600	.600 (15,2)
27LEDSRM620	.620 (15,7)

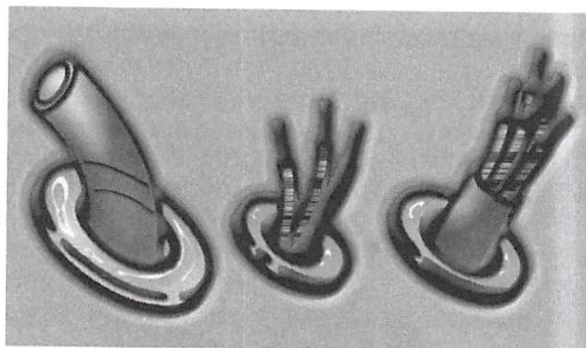
ITEM NUMBER	LENGTH
27LEDSRM650	.650 (16,5)
27LEDSRM700	.700 (17,7)
27LEDSRM750	.750 (19,0)
27LEDSRM800	.800 (20,3)
27LEDSRM850	.850 (21,5)
27LEDSRM900	.900 (22,8)
27LEDSRM925	.925 (23,4)



# WIRE HANDLING HARDWARE

## SECTION VII

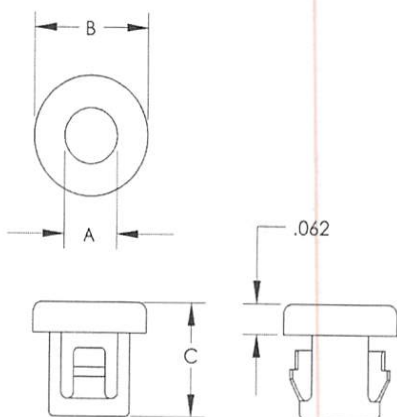
Micro Plastics' bushings provide economical protection for wire, cable tubing, and hose from sharp, uneven drilled or punched holes in sheet metal. The tough, resilient heat stabilized nylon bushings are easily and positively snapped into position without tools. The bushings are the economical solution to insulate wire, cables, etc. from raw edges in compact designs where internal clearances are critical. Miniature bushings accommodate panels up to 1/16" thickness and require only 1/8" clearance.



- \* MATERIAL HEAT STABILIZED NYLON UL 94V2
- \* TEMPERATURE INDEX 105 ° C
- \* STOCKED IN STANDARD BLACK
- \* COLORS AVAILABLE ON REQUEST



NOTE: +/- .015" TOLERANCES on B and C DIMENSIONS.



## MINIATURE INSULATING BUSHINGS

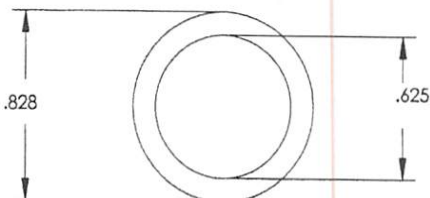
Molded in **Black Heat Stabilized Nylon UL 94V2**

PART NUMBER	INSIDE DIA. "A"	HEAD DIA. "B"	THICKNESS "C"	HOLE DIA. (PANEL)
22MP01010	.125 (3,2)	.250 (6,4)	.234 (6,2)	.187 (4,8)
22MP01015	.250 (6,4)	.375 (9,5)	.234 (6,2)	.312 (8,0)
22MP01017	.250 (6,4)	.437 (11,10)	.250 (6,4)	.375 (9,53)
22MP01020	.343 (8,8)	.531 (13,5)	.250 (6,4)	.468 (11,9)
22MP01030	.375 (9,5)	.562 (14,3)	.250 (6,4)	.500 (12,7)
22MP01040	.406 (10,3)	.593 (15,2)	.250 (6,4)	.531 (13,5)
22MP01050	.500 (12,7)	.703 (17,9)	.250 (6,4)	.625 (15,9)
22MP01060	.625 (16,0)	.828 (21,0)	.250 (6,4)	.750 (19,0)
22MP01070	.625 (16,0)	.859 (21,5)	.250 (6,4)	.781 (19,9)
22MP01080	.750 (19,0)	.937 (23,8)	.250 (6,4)	.875 (22,2)

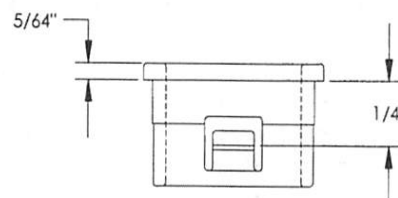
ALL ITEMS PACKAGED 1,000 PER BAG

## STANDARD INSULATING BUSHING

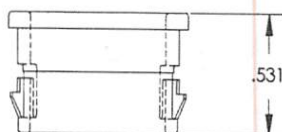
Molded in **Black Heat Stabilized Nylon UL 94V2**



NOTE:  
HOLE DIAMETER - .750  
MAXIMUM THICKNESS - .250



Packaged 1,000 pieces per bag



PART NUMBER  
22MP07525

# WIRE HANDLING HARDWARE

SECTION  
VII

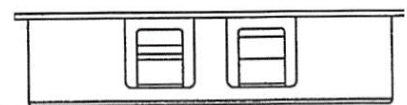
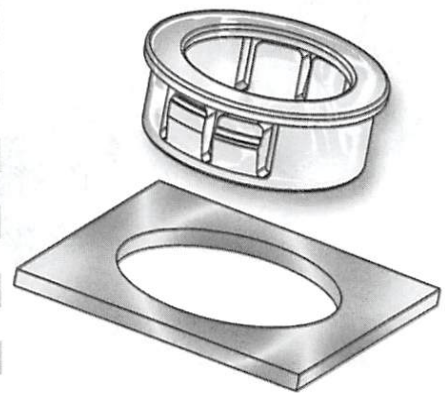
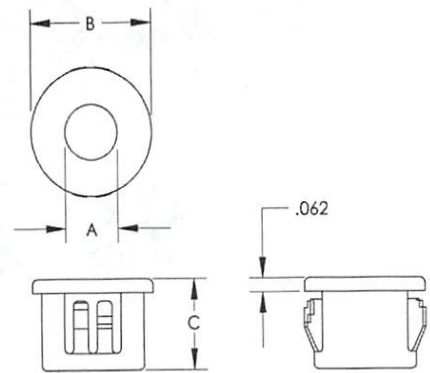
## STANDARD INSULATING BUSHINGS

Molded in Black Heat Stabilized Nylon UL 94V2

These bushings are available in a large selection of sizes from 1/4" to 2" in various inside diameter openings. Standard bushings are designed with multiple locks to positively snap in panels ranging from 1/32" to 1/8" thickness. Standard bushings meet Underwriters Laboratories and Canadian Standards Association temperature and pull-out tests.

DESCRIPTION ----- PART DIMENSIONS ----- CHASSIS DIMENSIONS ---

ITEM NUMBER	INSIDE DIA.	HEAD DIA.	THICKNESS	HOLE DIA.	MAXIMUM THK.
* 22MP02502	.125 (3,2)	.312 (8,0)	.312 (8,0)	.250 (6,3)	.062 (1,6)
* 22MP03123	.187 (4,8)	.375 (9,5)	.312 (8,0)	.312 (8,0)	.062 (1,6)
* 22MP03753	.187 (4,8)	.468 (11,9)	.406 (10,3)	.375 (9,5)	.125 (3,2)
* 22MP03754	.250 (6,3)	.468 (11,9)	.406 (10,3)	.375 (9,5)	.125 (3,2)
* 22MP04374	.250 (6,3)	.531 (13,5)	.406 (10,3)	.437 (11,1)	.125 (3,2)
* 22MP04375	.312 (8,0)	.531 (13,5)	.406 (10,3)	.437 (11,1)	.125 (3,2)
* 22MP04376	.243 (6,2)	.531 (13,5)	.406 (10,3)	.437 (11,1)	.125 (3,2)
* 22MP05004	.250 (6,3)	.578 (14,7)	.406 (10,3)	.500 (12,7)	.125 (3,2)
* 22MP05005	.312 (8,0)	.578 (14,7)	.406 (10,3)	.500 (12,7)	.125 (3,2)
* 22MP05006	.375 (9,5)	.578 (14,7)	.406 (10,3)	.500 (12,7)	.125 (3,2)
* 22MP05625	.312 (8,0)	.656 (16,7)	.413 (10,4)	.562 (14,3)	.125 (3,2)
* 22MP05626	.375 (9,5)	.656 (16,7)	.406 (10,3)	.562 (14,3)	.125 (3,2)
* 22MP05627	.437 (11,1)	.656 (16,7)	.413 (10,4)	.562 (14,3)	.125 (3,2)
* 22MP06254	.250 (6,3)	.718 (18,2)	.406 (10,3)	.625 (15,9)	.125 (3,2)
* 22MP06257	.437 (11,1)	.718 (18,2)	.406 (10,3)	.625 (15,9)	.125 (3,2)
* 22MP06258	.500 (12,7)	.718 (18,2)	.406 (10,3)	.625 (15,9)	.125 (3,2)
* 22MP06878	.500 (12,7)	.781 (19,8)	.406 (10,3)	.687 (17,5)	.125 (3,2)
* 22MP06879	.562 (14,3)	.781 (19,8)	.406 (10,3)	.687 (17,5)	.125 (3,2)
* 22MP07506	.375 (9,5)	.843 (21,4)	.406 (10,3)	.750 (19,1)	.125 (3,2)
* 22MP07508	.500 (12,7)	.843 (21,4)	.406 (10,3)	.750 (19,1)	.125 (3,2)
* 22MP07509	.562 (14,3)	.843 (21,4)	.406 (10,3)	.750 (19,1)	.125 (3,2)
* 22MP07510	.625 (15,9)	.843 (21,4)	.406 (10,3)	.750 (19,1)	.125 (3,2)
* 22MP08109	.562 (14,3)	.890 (22,6)	.406 (10,3)	.812 (20,6)	.125 (3,2)
* 22MP08110	.625 (15,9)	.890 (22,6)	.406 (10,3)	.812 (20,6)	.125 (3,2)
** 22MP08706	.375 (9,5)	.953 (24,2)	.453 (11,5)	.875 (22,2)	.125 (3,2)
** 22MP08707	.437 (11,1)	.953 (24,2)	.453 (11,5)	.875 (22,2)	.125 (3,2)
** 22MP08708	.500 (12,7)	.953 (24,2)	.453 (11,5)	.875 (22,2)	.125 (3,2)
** 22MP08709	.562 (14,3)	.953 (24,2)	.453 (11,5)	.875 (22,2)	.125 (3,2)
** 22MP08710	.625 (15,9)	.953 (24,2)	.453 (11,5)	.875 (22,2)	.125 (3,2)
** 22MP08711	.687 (17,4)	.953 (24,2)	.453 (11,5)	.875 (22,2)	.125 (3,2)
** 22MP10012	.750 (19,0)	1.125 (28,6)	.453 (11,5)	1.000 (25,4)	.125 (3,2)
** 22MP10913	.812 (20,6)	1.218 (30,9)	.453 (11,5)	1.093 (27,8)	.125 (3,2)
** 22MP10914	.875 (22,2)	1.218 (30,9)	.453 (11,5)	1.093 (27,8)	.125 (3,2)
** 22MP10915	.937 (23,8)	1.218 (30,9)	.453 (11,5)	1.093 (27,8)	.125 (3,2)
*** 22MP11815	.937 (23,8)	1.312 (33,3)	.453 (11,5)	1.187 (30,2)	.125 (3,2)
*** 22MP12515	.937 (23,8)	1.359 (34,5)	.453 (11,5)	1.250 (31,7)	.125 (3,2)
*** 22MP13716	1.000 (25,4)	1.468 (37,3)	.453 (11,5)	1.375 (34,9)	.125 (3,2)
*** 22MP15017	1.062 (27,0)	1.609 (40,9)	.453 (11,5)	1.500 (38,1)	.125 (3,2)
*** 22MP15018	1.125 (28,5)	1.609 (40,9)	.453 (11,5)	1.500 (38,1)	.125 (3,2)
*** 22MP15021	1.312 (33,3)	1.609 (40,9)	.453 (11,5)	1.509 (38,3)	.125 (3,2)
*** 22MP17522	1.375 (34,9)	1.875 (47,6)	.453 (11,5)	1.750 (44,4)	.125 (3,2)
*** 22MP20026	1.625 (41,2)	2.125 (54,0)	.453 (11,5)	2.000 (50,8)	.125 (3,2)
**** 22MP22529	1.860 (47,24)	2.480 (62,9)	.720 (18,2)	2.250 (57,1)	.125 (3,2)
**** 22MP25031	1.965 (49,9)	2.710 (68,8)	.725 (18,4)	2.500 (63,5)	.125 (3,2)
**** 22MP30039	2.470 (62,7)	3.160 (80,2)	.720 (18,2)	3.000 (76,2)	.250 (6,3)
**** 22MP33745	2.812 (71,4)	3.660 (92,9)	.720 (18,2)	3.375 (85,7)	.250 (6,3)
**** 22MP35047	2.940 (74,6)	3.660 (92,9)	.720 (18,2)	3.500 (88,9)	.250 (6,3)
***** 22MP40055	3.460 (87,8)	4.170 (105,9)	.720 (18,2)	4.000 (101,6)	.250 (6,3)



\* Minimum order quantity 1,000 pieces.

\*\* Minimum order quantity 500 pieces.

\*\*\* Minimum order quantity 250 pieces.

\*\*\*\* Minimum order quantity 100 pieces.

\*\*\*\*\* Minimum order quantity 50 pieces.



Get quote

Angic Global Solutions

1-888-872-0690

TELEPHONE: (870)

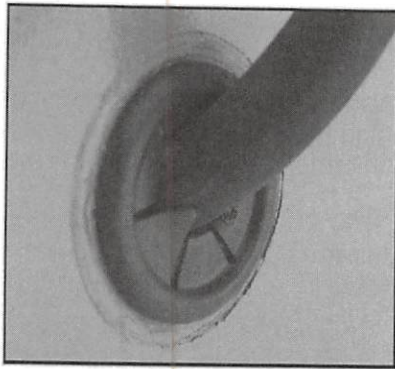
oplastics.com • W

<https://www.AngicGlobal.com> Sales@AngicGlobal.com

INC. 191

# WIRE HANDLING HARDWARE

## SECTION VII

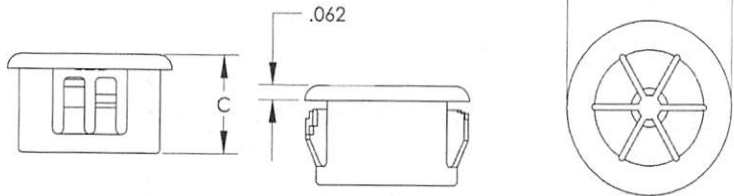



Micro Plastics' Nylon "ALL-FIT" Adjustable Bushings are designed to protect wire, cable, tubing or irregular shaped items from sharp, unfinished edges. The specially designed, resilient multiple supports, absorb shock and vibration, and adjust to accept various diameters and shapes. The All-Fit Bushing is equipped with multiple locks to positively snap in panel thicknesses ranging from 1/32" to 1/8".

### ALL-FIT ADJUSTABLE BUSHINGS

Molded in **Black H.S. Nylon UL 94V2**

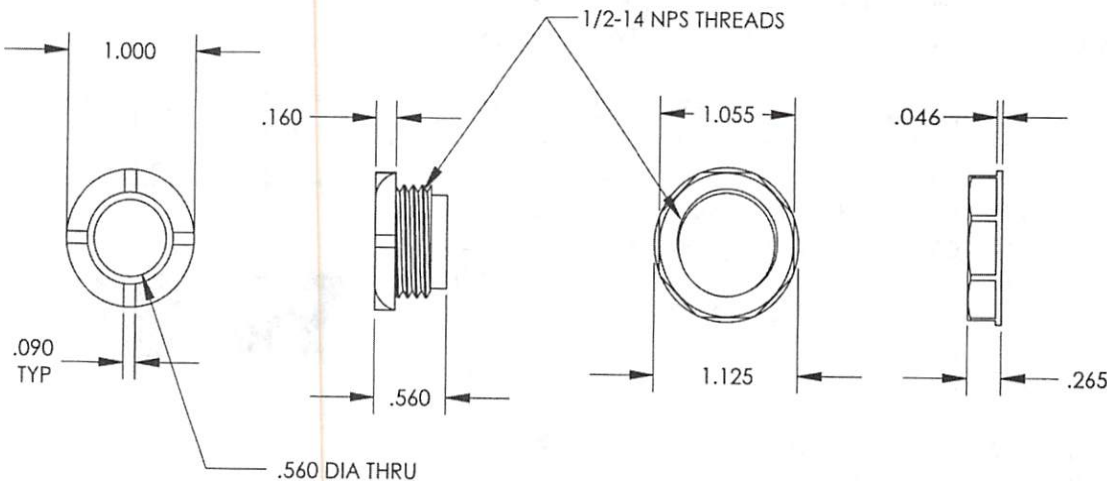
- \* MATERIAL HEAT STABILIZED NYLON UL 94V2
- \* TEMPERATURE INDEX 105 ° C
- \* STOCKED IN STANDARD BLACK
- \* WHITE AVAILABLE ON REQUEST



-----CHASSIS DIMENSIONS PART DIMENSIONS-----

ITEM NUMBER	HOLE DIA.	MAXIMUM THICKNESS	HEAD DIA. B	THICKNESS C	MAXIMUM I.D.
22AF0625	.625 (15,9)	.125 (3,2)	.718 (18,2)	.406 (10,3)	.437 (11,1)
22AF0750	.750 (19,0)	.125 (3,2)	.859 (21,8)	.390 (9,9)	.500 (12,7)
22AF0812	.812 (20,6)	.125 (3,2)	.890 (22,6)	.390 (9,9)	.500 (12,7)
22AF0875	.875 (22,2)	.125 (3,2)	.937 (23,8)	.453 (11,5)	.562 (14,2)
22AF1000	1.000 (25,4)	.125 (3,2)	1.062 (26,9)	.453 (11,5)	.750 (19,0)
22AF1093	1.093 (27,8)	.125 (3,2)	1.156 (29,3)	.453 (11,5)	.812 (20,6)
22AF1250	1.250 (31,75)	.125 (3,1)	1.360 (34,5)	.453 (11,5)	.875 (22,2)

MINIMUM ORDER QUANTITY 1,000 PIECES




Micro Plastics' two piece Nylon threaded bushings are designed to protect wiring, cables, or hoses from sharp or raw edges in a panel. Two piece Nylon threaded bushings are molded of black Nylon 6/6.

### 2 PC. THREADED BUSHING

Molded in **Black Nylon 6/6**

ITEM NUMBER	THICKNESS	-----NUT DIMENSIONS-----	
		WRENCHING FLATS	THREAD
04MP0500TB	17/64" (6,75)	1.055" (26,79)	1/2-14 NPS



# WIRE HANDLING HARDWARE

SECTION  
VII

Micro Plastics' (Patented) "EZ" Strain Relief Bushing is designed to save money. This Strain Relief Bushing eliminates several costly and fatigue prone assembly steps. To install, the "EZ"

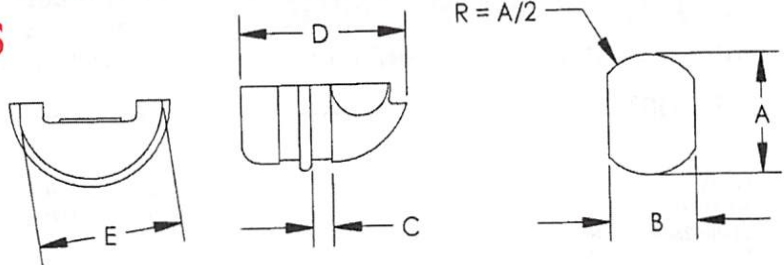

Bushing hinged halves are simply folded over the wire or cable. No special orientation or alignment is necessary! Conventional Strain Relief Pliers are applied to the specially designed gripped grooves and the bushing is inserted and locked in place in one smooth motion. The "EZ" Strain Relief Bushing design incorporates a bullet shaped, streamlined nose and does away with the large cumbersome straps that complicate the assembly of the conventional style bushing in confined areas. Micro Plastics' "EZ" Strain Relief Bushings securely anchor, absorb and protect cables and wires from push/pull and twist forces and insulate them from irregular or sharp panel edges. These tough nylon bushings meet all Underwriters Laboratories stringent pull-out and temperature specifications. Stock sizes in black H.S. Nylon, temperature index 105° Centigrade (U.L. rated 94V2). Micro Plastics can tool other sizes upon request.



## "EZ" STRAIN RELIEF BUSHINGS

Molded in **Black H.S. Nylon UL 94V2**

**PATENTED**



**\*EASILY INSTALLED  
\*SECURE IN USE**

**\*COMPETITIVELY PRICED  
\*FULLY APPROVED**

### DIMENSIONS

#### MOUNTING HOLE

#### BUSHINGS

ITEM NUMBER	UL/CSA DESCRIPTION	CROSS SECTION	CABLE SIZE	CABLE TYPE	GAUGE (AWG)	DIAMETER A	FLATS B	MAX PANEL THICKNESS C	LENGTH D	WIDTH E
23MP04KEZS *	MP4KEZS	Flat	0.150 X 0.280 (3,8 X 7,1)	SPT	18/2	0.500 (12,7)	0.465 (11,8)	0.100 (2,5)	0.580 (14,7)	0.510 (12,9)
			0.150 X 0.280 (3,8 X 7,1)	SPT	16/2	0.500 (12,7)	0.465 (11,8)	0.100 (2,5)		
23MP04NEZH *	MP4NEZH	Flat	0.150 X 0.280 (3,8 X 7,1)	HPN	18/2	0.500 (12,7)	0.465 (11,8)	0.062 (1,6)	0.550 (14,0)	0.505 (12,8)
23MP04NEZS *	MP4NEZS	Flat	0.150 X .280 (3,8 X 7,1)	SPT	18/2	0.500 (12,7)	0.465 (11,8)	0.062 (1,6)	0.570 (14,4)	0.500 (12,7)
			0.160 X 0.300 (4,1 X 7,6)	SPT	16/2	0.500 (12,7)	0.465 (11,8)	0.062 (1,6)		
23MP06N34EZ *	MP6N34EZ	Round	0.300 (7,2)	SJT	16/3	0.625 (15,9)	0.550 (14,0)	0.062 (1,6)	0.655 (16,6)	0.585 (14,9)
			0.355 (9,0)	SJ	16/3	0.625 (15,9)	0.550 (14,0)	0.062 (1,6)		
			0.405 (10,2)	SJT	18/3	0.625 (15,9)	0.550 (14,0)	0.062 (1,6)		

\*MINIMUM ORDER QUANTITY 1,000 PIECES. \*\*MINIMUM ORDER QUANTITY 500 PIECES. \*\*\*MINIMUM ORDER QUANTITY 250 PIECES. \*\*\*\*MINIMUM ORDER QUANTITY 100



Get quote »

Angic Global Solutions

1-888-872-0690

TELEPHONE: (870) 4

microplastics.com • WE

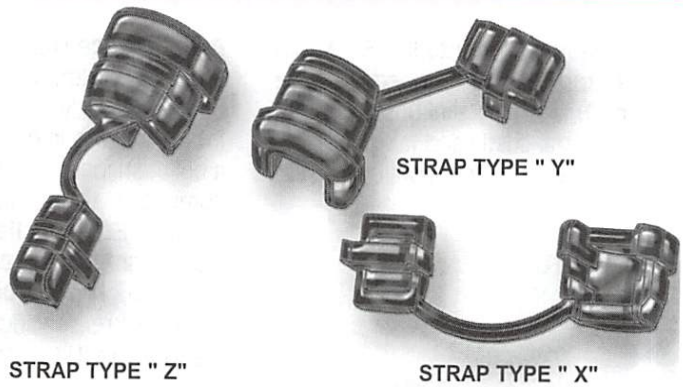
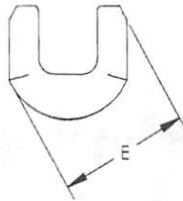

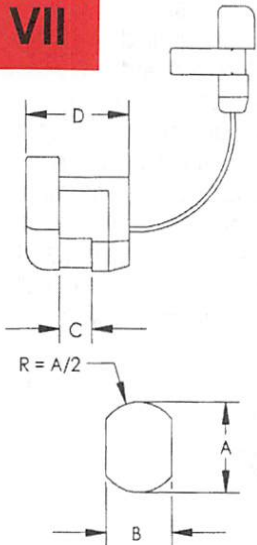
<https://www.AngicGlobal.com>

[Sales@AngicGlobal.com](mailto:Sales@AngicGlobal.com)

INC. 193

# WIRE HANDLING HARDWARE

## SECTION VII



## STRAIN RELIEF BUSHINGS

Molded in **Black Heat Stabilized**

One piece Strain Relief Bushings securely anchor, absorb and protect cables and wires from push/pull and twist forces and insulate them from irregular or sharp panel edges. These tough nylon bushings meet all Underwriters Laboratories' stringent pull-out and temperature specifications. They are easily and quickly installed with Micro Plastics special installation pliers or other hand or production tools. Stock sizes in black H.S. Nylon, temperature index 105° Centigrade (U.L. rated 94V2). Micro Plastics can tool other sizes upon request.

### DESCRIPTION

### DIMENSIONS

#### MOUNTING HOLE

#### BUSHINGS

ITEM NUMBER	UL/CSA DESCRIPTION	CROSS SECTION	CABLE SIZE	CABLE TYPE	GAUGE (AWG)	STRAP TYPE	DIAMETER A	FLATS B	MAX PANEL THICKNESS C	LENGTH D	WIDTH E
23MP02M40*	MP2M4	Round	0.156 X 0.187 (3,9 X 4,7)	AWN	14	"Y"	0.375 (9,5)	.0330 (8,4)	0.062 (1,6)	0.410 (10,4)	0.440 (11,1)
23MP02M50*	MP2M5	Round	0.125 X 0.156 (3,2 X 3,9)	AWN	16	"Y"	0.400 (10,6)	0.330 (8,4)	0.062 (1,6)	0.410 (10,4)	0.432 (10,9)
23MP02L10*	MP2L1	Flat	0.120 X 0.220 (3,0 X 3,9)	SPT-1	18/2	"Y"	0.375 (9,5)	0.330 (8,4)	0.125 (3,2)	0.410 (10,4)	0.420 (10,7)
23MP02P40*	MP2P4	Flat	0.120X0.220 (3,0 X 5,6)	SPT-1	18/2	"Y"	.0375 (9,5)	0.330 (8,4)	0.062 (1,6)	0.410 (10,4)	0.420 (10,7)
23MP03P40*	MP3P4	Flat	0.120 X 0.220 (3,0 X 5,6)	SP-1 SPT-1	18/2 18/2	"Y"	0.437 (11,1)	0.390 (9,9)	0.062 (1,6)	0.405 (10,2)	0.484 (12,3)
23MP04K10*	MP4K1	Flat	0.150 X 0.400 (3,8 X 10,1) 0.160 X 0.300 (4,1 X 7,6) 0.160 X 0.300 (4,1 X 7,6) 0.150 X 0.280 (3,8 X 7,1) 0.150 X 0.280 (3,8 X 7,1)	SPT-2 HPN SPT-2 HPN SPT-2	18/3 16/2 16/2 18/2 18/2	"Y"	0.500 (12,7)	0.460 (11,7)	0.095 (2,4)	0.495 (12,6)	0.565 (14,4)
23MP04K1Z*	MP4K1Z	Flat	0.150 X 0.400 (3,8 X 10,1) 0.160 X 0.300 (4,1 X 7,6) 0.160 X 0.300 (4,1 X 7,6) 0.150 X 0.280 (3,8 X 7,1) 0.150 X 0.280 (3,8 X 7,1)	SPT-2 HPN SPT-2 HPN SPT-2	18/3 16/2 16/2 18/2 18/2	"Z"	0.500 (12,7)	0.460 (11,7)	0.095 (2,4)	0.495 (12,6)	0.565 (14,4)
23MP04L10	MP4L10	Flat	0.150 X 0.400 (3,8 X 10,1) 0.160 X 0.300 (4,1 X 7,6) 0.160 X 0.300 (4,1 X 7,6) 0.150 X 0.280 (3,8 X 7,1) 0.150 X 0.280 (3,8 X 7,1)	SPT-1 HPN SPT-2 HPN SPT-2	18/3 16/2 16/2 18/2 18/2	"Z"	0.525 (13,3)	0.460 (11,7)	0.187 (4,7)	0.495 (12,6)	0.565 (14,4)

\*MINIMUM ORDER QUANTITY 1,000 PIECES. \*\*MINIMUM ORDER QUANTITY 500 PIECES. \*\*\*MINIMUM ORDER QUANTITY 250 PIECES. \*\*\*\*MINIMUM ORDER QUANTITY 100 PIECES.

● NOT U.L. RECOGNIZED



# WIRE HANDLING HARDWARE

SECTION  
**VII**

## STRAIN RELIEF BUSHINGS

Molded in **Black Heat Stabilized**

ITEM NUMBER	UL/CSA DESCRIPTION	CROSS SECTION	CABLE SIZE	CABLE TYPE	GAUGE (AWG)	STRAP TYPE	DIMENSIONS				
							MOUNTING HOLE		BUSHINGS		
							DIAMETER A	FLATS B	MAX PANEL THICKNESS C	LENGTH D	WIDTH E
23MP04K40	MP4K4	Flat	0.120 X 0.300 (3,0 X 7,6)	SPT-2 HPN	18/2 18/2	"Y"	0.500 (12,7)	0.465 (11,8)	0.100 (2,5)	0.406 (10,3)	0.565 (14,3)
23MP04L40	MP4L4	Flat	0.120 X 0.300 (3,0 X 7,6)	SPT-1 SPT-2 HPN	18/3 18/2 18/2	"Y"	0.500 (12,7)	0.465 (11,8)	0.156 (3,9)	0.406 (10,3)	0.578 (14,7)
23MP04N40	MP4N4	Flat	0.120 X 0.300 (3,0 X 7,6)	SPT-2 HPN	18/2 18/2	"Y"	0.500 (12,7)	0.465 (11,8)	0.062 (1,6)	0.406 (10,3)	0.578 (14,7)
23MP04J40	MP4J4	Flat	0.120 X 0.300 (3,0 X 7,6)	SPT-1 SPT-2 HPN	18/3 18/2 18/2	"Y"	0.500 (12,7)	0.465 (11,8)	0.032 (0,8)	0.406 (10,3)	0.578 (14,7)
23MP05K40	MP5K4	Flat	0.150 x .400 (3,8 x 10,1)	SPT-2	16/2	"Y"	0.562 (14,3)	0.530 (13,5)	0.125 (3,2)	0.609 (15,5)	0.625 (15,9)
23MP05KN4	MP5KN4	Flat	0.150 x 0.400 (3,8 x 10,1) 0.160 x 0.300 (4,1 x 7,6)	SPT-2 SPT-2	18/3 16/2	"Y" "Y"	0.562 (14,3)	0.530 (13,5)	0.062 (1,6)	0.609 (15,5)	0.625 (15,9)
23MP05N40	MP5N4	Round	0.250 (6,4) 0.255 (6,5) 0.290 (7,4)	SV SVT SV SVT HPD	18/2 18/2 18/3 18/3 16/2	"Y"	0.500 (12,7) 0.500 X 0.515 (12,7 X 13,1) 0.500 X 0.515 (12,7 X 13,1)	0.450 (11,4)	0.062 (1,6)	0.448 (11,3)	0.578 (14,7)
23MP05P40	MP5P4	Round	0.250 (6,4) 0.255 (6,5) 0.290 (7,4)	SV SVT SV SVT HPD	18/2 18/2 18/3 18/3 16/2	"Y"	0.500 (12,7) 0.500 X 0.515 (12,7 X 13,1) 0.500 X 0.515 (12,7 X 13,1)	0.450 (11,4)	0.100 (2,5)	0.448 (11,3)	0.578 (14,7)
23MP05W10	MP5W1	Flat	0.120 x 0.300 (3,0 x 7,6) 0.160 x 0.300 (4,1 x 7,6) 0.160 x 0.410 (4,1 x 10,4) 0.160 x 0.370 (4,1 x 9,4)	SPT-2 SPT-2 SPT-2 HPN	18/3 16/2 16/3 16/3	"Y"	0.562 (14,3)	0.530 (13,5)	0.125 (3,2)	0.609 (15,5)	0.625 (15,9)
23MP06N34	MP6N34	Round	0.355 (9,0) 0.405 (10,2) 0.430 (10,9)	SJ SJT SJT	16/3 18/3 16/3	"Y"	0.650 (16,5)	0.550 (14,0)	0.062 (1,6)	0.595 (15,1)	0.703 (17,9)
23MP06N35	MP6N35	Round	0.390 (9,9) 0.390 (9,9) 0.405 (10,3) .405 (10,3) 0.390 (9,9)	SJO SJ SJT SJO SJT	18/2 18/2 16/2 18/2 18/2	"Y"	0.625 (15,9)	0.550 (14,0)	0.062 (1,6)	0.580 (14,7)	0.703 (17,9)
23MP06N40	MP6N4	Round	0.300 (7,2)	SJT SJO	18/2 18/2	"Y"	0.625 (15,9)	0.550 (14,0)	0.062 (1,6)	0.585 (14,8)	0.703 (17,9)
23MP06N44	MP6N44	Flat	0.120 X 0.300 (3,0 X 7,6)	SPT-1	18/3	"Y"	0.625 (15,9)	0.570 (14,4)	0.062 (1,6)	0.600 (15,2)	0.690 (17,5)

\*MINIMUM ORDER QUANTITY 1,000 PIECES. \*\*MINIMUM ORDER QUANTITY 500 PIECES. \*\*\*MINIMUM ORDER QUANTITY 250 PIECES. \*\*\*\*MINIMUM ORDER QUANTITY 100 PIECES.

● NOT U.L. RECOGNIZED



Get quote



Angic Global Solutions

1-888-872-0690

TELEPHONE: (870) 4

plastics.com • WE

<https://www.AngicGlobal.com> Sales@AngicGlobal.com

NC. 195

# WIRE HANDLING HARDWARE

SECTION  
**VII**

## STRAIN RELIEF BUSHINGS

Molded in **Black Heat Stabilized**

DESCRIPTION	DIMENSIONS										
	MOUNTING HOLE						BUSHINGS				
ITEM NUMBER	UL/CSA DESCRIPTION	CROSS SECTION	CABLE SIZE	CABLE TYPE	GAUGE (AWG)	STRAP TYPE	DIAMETER A	FLATS B	MAX PANEL THICKNESS C	LENGTH D	WIDTH E
23MP06N45 **	MP6N45	Flat	0.120 X 0.300 (3,0 X 7,6)	SPT-1	18/3	"Y"	0.625 (15,9)	0.545 (13,8)	0.032 (0,8)	0.590 (14,9)	0.690 (17,5)
23MP06P34 **	MP6P34	Round	0.325 - 0.360 (8,3 - 9,1)	SJ SJT SJO	18/3 16/3, 18/3 18/3	"Y"	0.625 (15,9)	0.550 (14,0)	0.125 (3,2)	0.580 (14,7)	0.703 (17,9)
23MP06P35 **	MP6P35	Round	0.325 - 0.360 (8,3 - 9,1)	SJ SJT SJO	18/2, 18/3, 16/2 16/2, 18/2 18/2, 16, 2, 18/3	"Y"	0.625 (15,9)	0.550 (14,0)	0.125 (3,2)	0.580 (14,7)	0.703 (17,9)
23MP06L10 **	MP6L1	Round	0.325 - 0.360 (8,3 - 9,1)	SJ SJT SJO	18/2, 18/3 16/2, 16/3	"Z"	0.625 (15,9)	0.550 (14,0)	0.125 (3,2)	0.666 (16,9)	0.725 (18,4)
23MP06P40 **	MP6P4	Round	0.300 (7,6)	SJ SJT SJO	18/2 18/2 18/2	"Y"	0.625 (15,9)	0.550 (14,0)	0.125 (3,2)	0.590 (14,9)	0.703 (17,9)
23MP06W10 *	MP6W1	Round	0.300 (7,6)	SJ SJT SJO	18/2 18/2 18/2	"Y"	0.500 (12,7)	0.465 (11,8)	0.090 (2,3)	0.437 (11,1)	0.563 (14,3)
23MP07K20 ***	MP7K2	Round	0.325 X 0.360 (8,3 X 9,1)	SJ SJT SJO	18/4, 16/2, 16/3, 14/2, 18/3, 16/3 14/2, 16/3, 18/4	"Z"	0.875 (22,2)	0.770 (19,6)	0.125 (3,2)	0.755 (19,1)	0.922 (23,4)
23MP07P20 **	MP7P2	Round	0.360 (9,1) 0.370 (9,4) 0.405 (10,3) 0.430 (10,9) 0.405 (10,3) 0.430 (10,9) 0.405 (10,3) 0.390 (9,9) 0.390 (9,9) 0.405 (10,3)	SJTO SJT S S STO STO S S STO S	18/4 14/3 18/3 16/3 18/3 16/3 16/2 18/2 18/2 16/2	"X"	0.750 (19,0)	0.660 (16,8)	0.125 (3,2)	0.745 (18,9)	0.830 (21,0)
23MP07K30 ***	MP7K3	Round	0.325 - 0.360 (8,3 - 9,1)	SJ SJT SJO	18/3, 16/2 16/2 18/3, 16/2	"Z"	0.875 (22,2)	0.770 (19,6)	0.125 (3,2)	0.750 (19,1)	0.922 (23,4)
23MP07P30 **	MP7P3	Flat	0.160 X 0.410 (4,1 X 10,4)	SPT-2	16/3	"Z"	0.736 (18,7)	0.657 (16,7)	0.125 (3,2)	0.590 (14,9)	0.785 (19,9)
23MP07W20 ***	MP7W2	Round	0.370 - 0.425 (9,4 - 10,8) 0.390 - 0.430 (9,9 - 10,9)	SJT S STO	14/3 12/3 18/3, 16/3 16/2, 16, 3, 18/3	"Z"	0.875 (22,2)	0.770 (19,6)	0.125 (3,2)	0.760 (19,3)	0.922 (23,4)
23MPO8P20 ***	MP8P2	Round	0.530 - 0.600 (13,5 - 15,2)	S ST	14/2, 14/3 12/2	"Z"	0.875 (22,2)	0.840 (21,3)	0.125 (3,2)	0.812 (20,6)	0.922 (23,4)
23MP09P20 ****	MP9P2	Round	0.570 (14,4) 0.640 (16,3) 0.650 (16,5) 0.700 (17,7)	S S S S	12/3 10/2 10/3	"Z"	1.093 (27,7) 1.125 (28,5) 1.093 (27,7) 1.187 (30,1)	1.000 (25,4) 1.000 (25,4) 1.000 (25,4) 1.000 (25,4)	0.281 (7,1) 0.281 (7,1) 0.281 (7,1) 0.281 (7,1)	0.990 (25,1) 0.990 (25,1) 0.990 (25,1) 0.990 (25,1)	1.215 (30,8) 1.215 (30,8) 1.215 (30,8) 1.215 (30,8)

\*MINIMUM ORDER QUANTITY 1,000 PIECES. \*\*MINIMUM ORDER QUANTITY 500 PIECES. \*\*\*MINIMUM ORDER QUANTITY 250 PIECES. \*\*\*\*MINIMUM ORDER QUANTITY 100 PIECES.

● NOT U.L. RECOGNIZED



# WIRE HANDLING HARDWARE

SECTION  
**VII**

## STRAIN RELIEF BUSHINGS

Molded in **Black Heat Stabilized**

ITEM NUMBER	UL/CSA DESCRIPTION	CROSS SECTION	CABLE SIZE	CABLE TYPE	GAUGE (AWG)	STRAP TYPE	MOUNTING HOLE		BUSHINGS		
							DIAMETER A	FLATS B	MAX PANEL THICKNESS C	LENGTH D	WIDTH E
23MP30-10 ***	MP30-1	Flat	0.160 X 0.410 (4,1 X 10,4)	SPT-2	16/3	"Z"	0.560 (14,2)	0.730 (18,5)	0.125 (3,2)	0.670 (17,0)	0.750 (19,6)
			0.120 X 0.300 (3,0 X 7,6)	SPT-1							
23MP03020 *	MP302	Flat	0.150 X 0.400 (32,8 X 10,1)	SPT-2	18/3	"Z"	0.625 X 0.375 (15,9 X 9,5)	0.625 (15,9)	0.100 (2,5)	0.460 (11,6)	0.660 (16,7)
			0.160 X 0.410 (4,1 X 10,4)	SPT-2							
			0.320 X 0.650 (8,1 X 16,5)	SPT-3							
23MP31-20 ***	MP31-2	Flat	0.180 X 0.425 (4,5 X 10,8)	SJT	12/3	"Z"	0.875 (22,2)	0.840 (21,3)	0.125 (3,2)	0.812 (20,6)	0.922 (23,4)
		Round	0.425 - 0.475 (10,8 - 12,1)	SPT-3							
23MP33-10 **	MP33-10	Flat	0.245 X 0.425 (6,2 X 10,8)	SPT-3	16/3	"Z"	0.750 X 0.875 (19,1 X 22,2)	0.875 (22,2)	0.125 (3,2)	0.770 (19,5)	0.895 (22,7)
			0.240 X 0.420 (6,1 X 10,6)	SPT-3							
			0.240 X 0.525 (6,1 X 13,3)	HPN							
23MP34-2X ***	MP34-2X	Flat	0.240 X 0.420 (6,1 X 10,7)	SPT-3	14/3	"X"	0.875 (22,2)	0.840 (21,3)	0.125 (3,2)	0.812 (20,6)	0.905 (22,9)
			0.290 X 0.650 (7,4 X 16,5)								

## 90° ANGLE STRAIN RELIEF BUSHINGS

Molded in **Black Heat Stabilized Nylon**

23MP13L101 ●	MP13L1	Flat	0.120 X 0.220 (3,0 X 5,6)	SPT-1	18/2	"Z"	0.437 (11,1)	0.390 (9,9)	0.062 (1,6)	0.500 (12,7)	0.510 (12,9)
23MP14L10	MP14L1	Flat	0.150 X 0.280 (3,8 X 7,1)	SPT-2	18/2,16/2	"Z"	0.500 (12,7)	0.450 (11,4)	0.100 (2,5)	0.687 (17,5)	0.550 (13,9)
			0.160 X 0.300 (4,1 X 7,6)	HPN							
23MP15L10 *	MP15L1	Round	0.250 X 0.265 (6,4 X 6,7)	SV	8/2,18/3	"Z"	0.500 (12,7)	0.450 (11,4)	0.100 (2,5)	0.687 (17,5)	0.562 (14,3)
23MP16L10 **	MP16L1	Flat	.150 X .400 (3/8) X (10,2)	SP-2	18/3	"Z"	0.562 (14,3)	0.525 (13,3)	.125 (3,2)	7/8 (22,2)	5/8 (15,9)
			.160 X .370 (4,1) X (9,4)	HPN							
			.190 X .350 (4,8) X (8,9)	SPT-3							
			.200 X .370 (5,1 X (9,4)								

\*MINIMUM ORDER QUANTITY 1,000 PIECES. \*\*MINIMUM ORDER QUANTITY 500 PIECES. \*\*\*MINIMUM ORDER QUANTITY 250 PIECES. \*\*\*\*MINIMUM ORDER QUANTITY 100 PIECES.

● NOT U.L. RECOGNIZED



Get quote >>

Angic Global Solutions

1-888-872-0690

TELEPHONE: (870)

plastics.com • WI

<https://www.AngicGlobal.com> Sales@AngicGlobal.com

INC. 197

# WIRE HANDLING HARDWARE


## SECTION VII

### STRAIN RELIEF INSTALLATION TOOLS

#### STANDARD

ITEM NUMBER  
23MPT0100

Micro Plastics' Standard adjustable Strain Relief Assembly Pliers. An indispensable tool for fast, accurate assembly of bushings.



#### PNEUMATIC


ITEM NUMBER  
23PMPT0100

Micro Plastics' Pneumatic Strain Relief Installation Tool is designed to aid in rapid assembly of strain relief bushings. The easy finger tip actuation of this air tool greatly lessens the gripping power necessary to install bushings and reduces hand and wrist fatigue generated during moderate to high volume manufacturing. The tool operates on standard shop air from 50 to 90 PSI. Low weight, only 24 ounces. Tools are configured prior to shipping. For specific sizes, please specify strain relief bushing sizes to be installed when ordering.

#### 45° REPLACEMENT JAW SET

ITEM NUMBER	STRAIN RELIEF HOLE SIZE
23PMPTJAW500	.500 DIA.
23PMPTJAW625	.625 DIA.
23PMPTJAW750	.750 DIA.

NOT AVAILABLE FOR  
HOLE SIZES LARGER THAN 3/4" DIAMETER



#### ERGONOMIC

ITEM NUMBER  
23MPET0100

Micro Plastics' Adjustable Ergonomic Strain Relief Tool has been carefully designed to help reduce wrist fatigue associated with bushing installation. The handles are preset to a specified angle, allowing the hand and wrist of the operator to naturally align during normal use. This tool is fully adjustable and will install all sizes of Micro Plastics' strain relief bushings.



#### PNEUMATIC ERGONOMIC


ITEM NUMBER  
23PMPET0100

Micro Plastics' Pneumatic-Ergonomic Strain Relief Installation Tool has been carefully designed to help reduce the wrist fatigue associated with the rapid assembly of strain relief bushings. The easy trigger-type actuation of this air tool, in combination with the ergonomic angle of the hand grip, allow natural alignment of wrist and hand during normal bushing installation. The tool operates on standard shop air from 50-90 PSI. Lightweight, only 18 ounces. Tools are configured prior to shipping. Please specify strain relief bushing sizes to be installed when ordering.

#### 90° REPLACEMENT JAW SET

ITEM NUMBER	STRAIN RELIEF HOLE SIZE
23PMPETJAW500	.500 DIA.
23PMPETJAW625	.625 DIA.

NOT AVAILABLE FOR  
HOLE SIZES LARGER THAN 5/8" DIAMETER

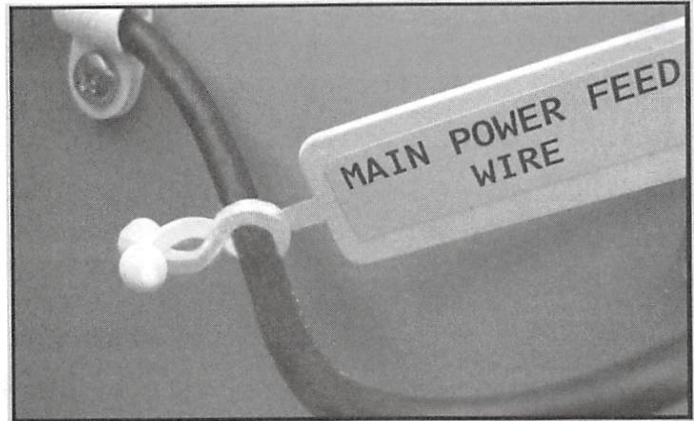
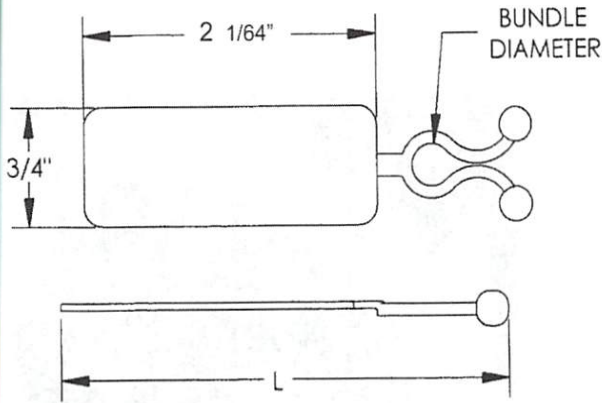


NOTE: Installation tool includes one set of jaws.

# WIRE HANDLING HARDWARE

SECTION  
VII

Nylon "EZ" twist lock with integral label area for writing. Permanent ink pens, felt tip pens, pressure-sensitive adhesive labels, or even Post-it® notes can be used on polished label area.



## LABEL TWIST LOCK

Molded in **Natural Nylon 6/6**

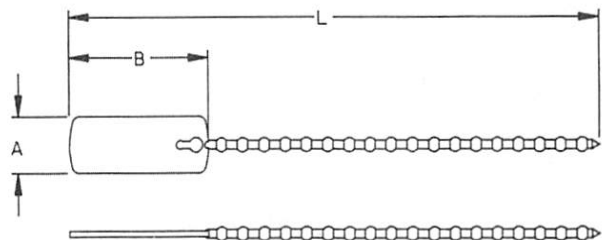
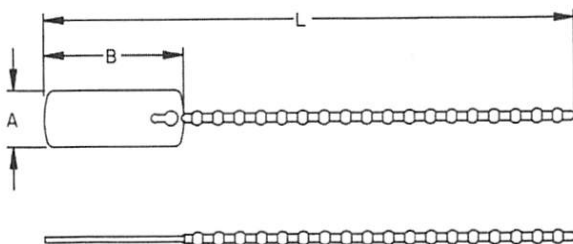

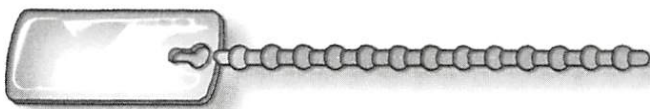

ITEM NUMBER	BUNDLE DIAMETER	L
23EZLB0250	1/4" (6,35)	3-3/32 (78,59)
23EZLB0375	3/8" (9,53)	3-9/32 (83,34)



## LABEL BEADED TIE

Molded in **Natural Nylon 6/6**

Nylon beaded tie with integral label area for writing. Permanent ink pens, felt tip pens, pressure-sensitive adhesive labels, or even Post-it® notes can be used on polished label area. The "LP" pointed version can be used to pierce thin materials. The "LB" version has a blunt tip for general use.



### "LB" VERSION

ITEM NUMBER	A- WIDTH	B-LENGTH	L-OVERALL LENGTH
23LB0400N	1/2" (12,7)	1-5/16" (33,32)	4"
23LB0600N	1/2" (12,7)	1-5/16" (33,32)	6"

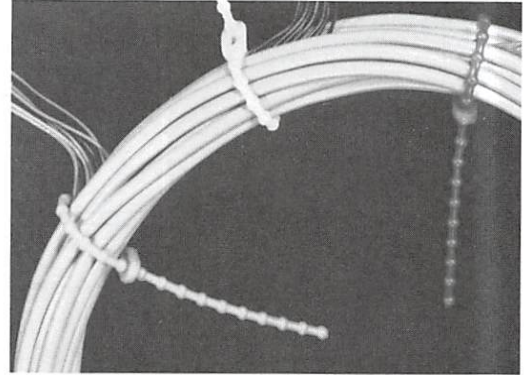

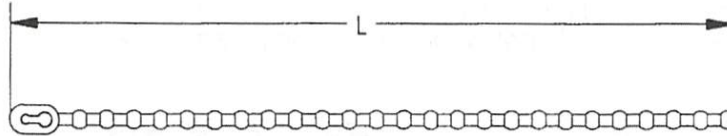
### "LP" VERSION

ITEM NUMBER	A- WIDTH	B-LENGTH	L-OVERALL LENGTH
23LP0400N	1/2" (12,7)	1-5/16" (33,32)	4"
23LP0600N	1/2" (12,7)	1-5/16" (33,32)	6"

® Registered trade mark of the 3M Corporation.

# WIRE HANDLING HARDWARE

## SECTION VII



Micro Plastics' Beaded Ties provide economical temporary or permanent bundling, harnessing, tagging and identification marking. Beaded Ties smooth, rounded configuration eliminates damage to wire and cable insulation. No tools are necessary. Ties can be disassembled and reused. Special colors are available upon request.

### BEADED TIES

Molded in **Natural Nylon 6/6**

ITEM NUMBER	DESCRIPTION	LENGTH
230425N	425 N	4 1/4 (108)
230600N	600 N	6 (152)
230800N	800 N	8 (203)
231000N	1000 N	10 (254)

### BEADED TIES

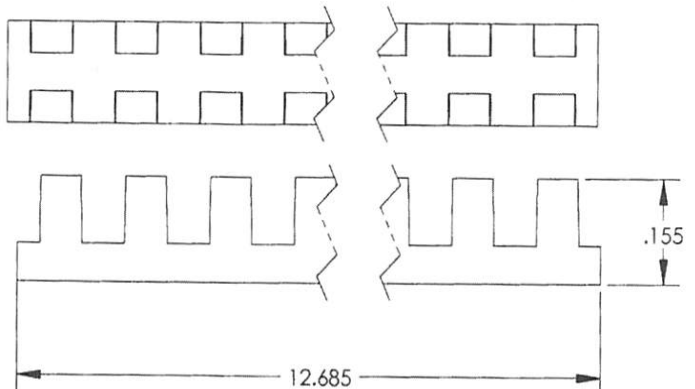
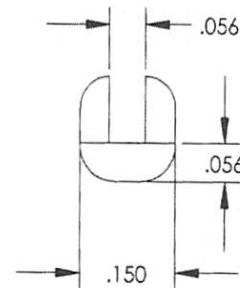

Molded in **Natural Polyethylene**

ITEM NUMBER	DESCRIPTION	LENGTH
230425P	425 P	4 1/4 (108)
230600P	600 P	6 (152)
230800P	800 P	8 (203)
231000P	1000 P	10 (254)

10" HEAVY DUTY POLYETHYLENE BEADED TIES ARE MOLDED IN UV RESISTANT YELLOW

### MOLDED GROMMETING

Molded in **Natural Nylon 6/6**



Molded Grommeting is used to protect wires and tubing from sharp panel edges and knock outs. The flexible grommeting can be used for round, square or irregular shaped panel holes.

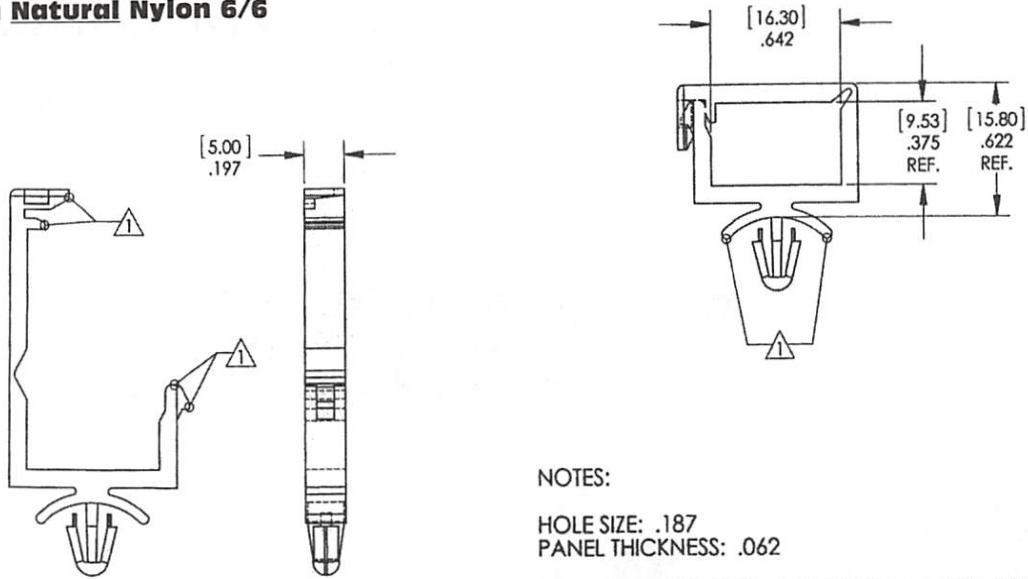
ITEM NUMBER	OA WIDTH	SLOT WIDTH	OA HEIGHT	WALL THK.	PANEL THICKNESS	LENGTH
22MG052155	.150 (3,81)	.056 (1,42)	.155 (3,94)	.056 (1,42)	.015 - .052 (0,38-1,32)	12.685 (322,20)

# WIRE HANDLING HARDWARE

SECTION  
**VII**

## LOCKING WIRE SADDLE

Molded in Natural Nylon 6/6



NOTES:

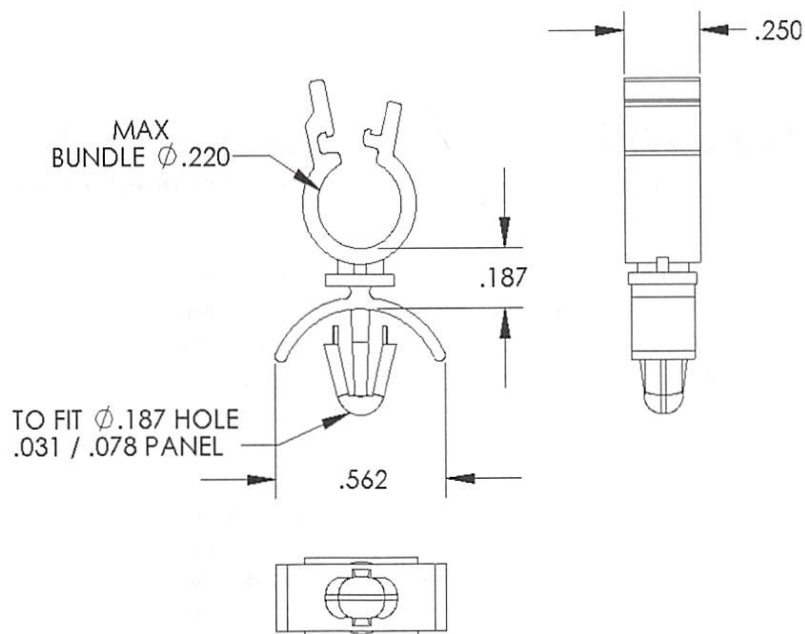
HOLE SIZE: .187  
PANEL THICKNESS: .062

1. MAY HAVE SHORTS AND/OR BURNING IN THESE AREAS

ITEM NUMBER  
22LWC390640

## LOCK CLIP

Molded in Natural Nylon 6/6



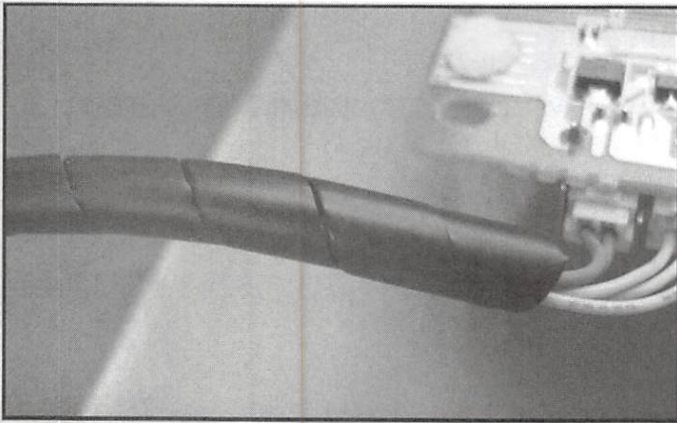
ITEM NUMBER  
22SOLC0187

# WIRE HANDLING HARDWARE


## SECTION VII

Spiral Wrap is an ideal covering used to bundle and protect tubing, wires and other types of conductors. Spiral wrap can be used on virtually any item with a diameter of 1/16" to 7". Polyethylene Natural Spiral Wrap is a lightweight low cost material that is good for general indoor applications. Polyethylene is not affected by ordinary solvents and is resistant to abrasion.

Polyethylene spiral wrap is easy to install, either during production or after final assembly. Ultra Violet UV Resistant Black Spiral Wrap is designed for outdoor use. Black UV Resistant Spiral Wrap has all of the fine qualities of Natural Spiral Wrap with the additional advantage of containing an ultraviolet absorber. Black UV Resistant Spiral Wrap will withstand direct sunlight for long periods of time.



MINIMUM ORDER 100'  
SOLD IN MULTIPLES OF 100'



## NATURAL SPIRAL WRAP

Molded in Natural Polyethylene

ITEM NUMBER	O.D.	WALL THICKNESS	BUNDLE RANGE
22SPW12NA	1/8"	.032	1/16" to 1/4"
22SPW24NA	1/4"	.035	3/16" to 2"
22SPW25NA	1/4"	.040	3/16" to 2"
22SPW36NA	3/8"	.040	3/16" to 2"
22SPW37NA	3/8"	.052	5/16" to 3"
22SPW38NA	3/8"	.062	5/16" to 3"
22SPW48NA	1/2"	.030	3/8" to 3"
22SPW49NA	1/2"	.040	3/8" to 4"
22SPW50NA	1/2"	.062	3/8" to 4"
22SPW62NA	5/8"	.062	5/8" to 4 1/2"
22SPW75NA	3/4"	.065	3/4" to 5"
22SPW10NA	1"	.070	1" to 7"
22SPW11NA	1"	.095	1" to 7"

## BLACK SPIRAL WRAP

Molded in Black UV Resistant Polyethylene

ITEM NUMBER	O.D.	WALL THICKNESS	BUNDLE RANGE
22SPW12BK	1/8"	.032	1/16" to 1/4"
22SPW24BK	1/4"	.035	3/16" to 2"
22SPW25BK	1/4"	.040	3/16" to 2"
22SPW36BK	3/8"	.040	5/16" to 3"
22SPW37BK	3/8"	.052	5/16" to 3"
22SPW38BK	3/8"	.062	5/16" to 3"
22SPW48BK	1/2"	.030	3/8" to 3"
22SPW49BK	1/2"	.040	3/8" to 4"
22SPW50BK	1/2"	.062	3/8" to 4"
22SPW62BK	5/8"	.062	5/8" to 4 1/2"
22SPW75BK	3/4"	.065	3/4" to 5"
22SPW10BK	1"	.070	1" to 7"
22SPW11BK	1"	.095	1" to 7"

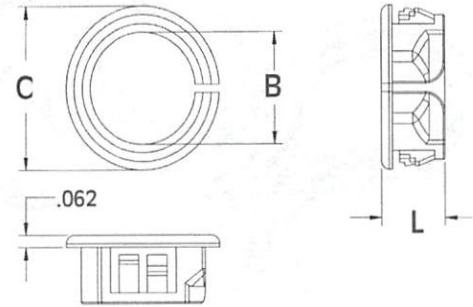
# WIRE HANDLING HARDWARE

SECTION  
VII

## OPEN/CLOSE BUSHINGS

Molded in **Black Nylon 6/6**

- Protect wire cable tubing and hose from sharp, uneven drilled or punched holes in sheet metal.
- For 1/32" - 0.8mm to 1/8" - 3.2mm chassis thickness.
- Finger-tip pressure to install. No tool is needed.
- Can be applied after power cable has been installed.
- Part is UL approved.


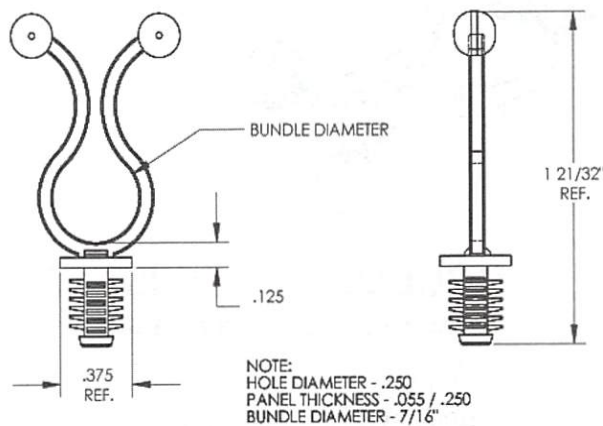
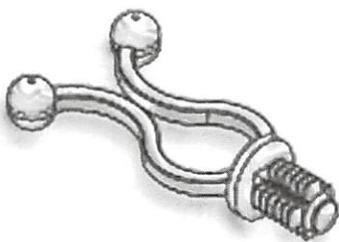


PARTS ARE PACKAGED 100 PIECES PER BAG • PURCHASE IN PACKAGED QUANTITIES ONLY

ITEM NUMBER	MOUNTING HOLE		B		C		L		PACKAGING
NM22OCB0375	3/8"	9.5mm	.264"	6.7mm	.484"	12.3mm	.406"	10.3mm	100 pcs
NM22OCB0500	1/2"	12.7mm	.315"	8.0mm	.610"	15.5mm	.406"	10.3mm	100 pcs
NM22OCB0625	5/8"	15.9mm	.453"	11.5mm	.736"	18.7mm	.406"	10.3mm	100 pcs
NM22OCB0750	3/4"	18.9mm	.516"	13.1mm	.846"	21.5mm	.406"	10.3mm	100 pcs
NM22OCB0875	7/8"	22.2mm	.669"	17.0mm	.976"	24.8mm	.406"	10.3mm	100 pcs
NM22OCB1000	1"	25.4mm	.795"	20.2mm	1.103"	28.0mm	.406"	10.3mm	100 pcs

## "EZ" TWIST LOCK SUPPORT

Molded in **Natural Nylon 6/6**



ITEM NUMBER

23EZF044C012



Get quote »

astics.com • WEB:


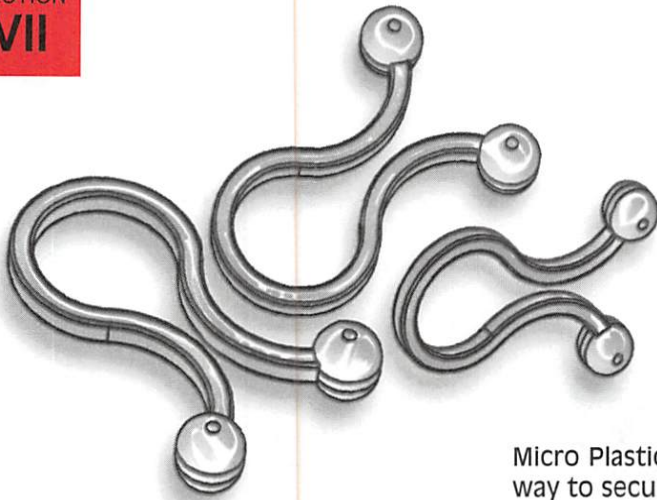
Angic Global Solutions

1-888-872-0690

<https://www.AngicGlobal.com> Sales@AngicGlobal.com

# WIRE HANDLING HARDWARE

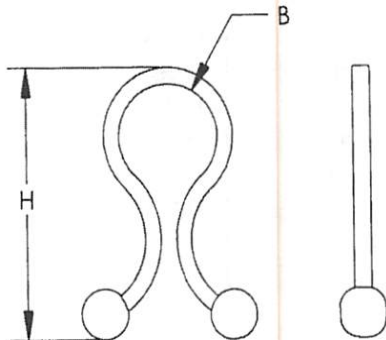
## SECTION VII



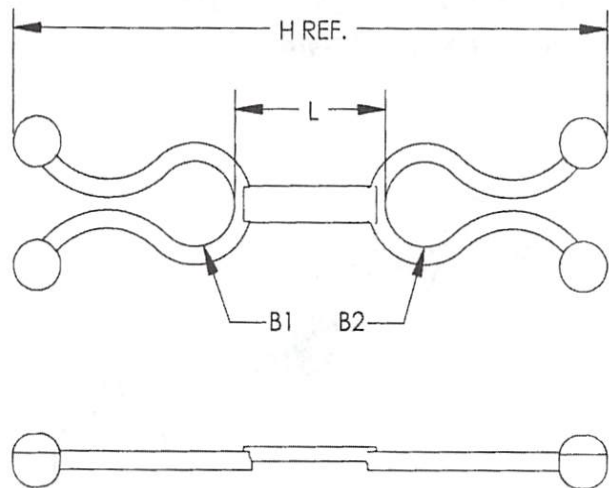
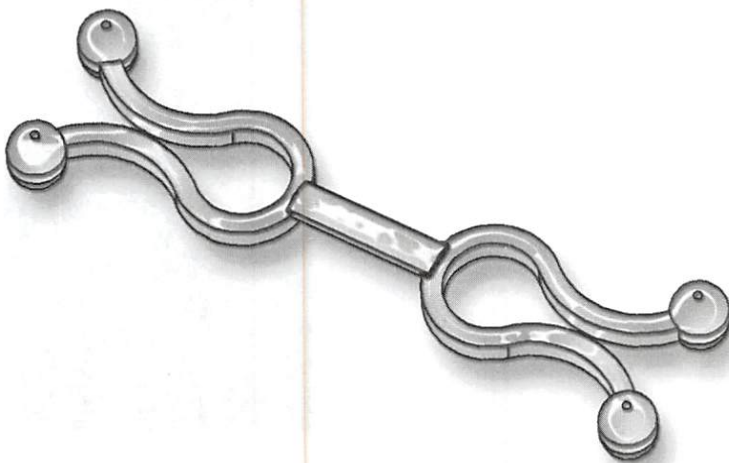
### "EZ" TWIST LOCKS

Molded in Natural Nylon 6/6

Micro Plastics' "EZ" Twist Lock Bundling Ties offers a fast, economical way to securely position and hold wire, cable or tubing. A single twist of the finger locks the bundle together. Another twist will open the lock to add or remove wire to the bundle. The reusable "EZ" Twist Lock is molded of tough, resilient Nylon 6/6 (UL 94V2). The following standard sizes are available from stock in natural nylon. Dyed colors can be furnished with a slight extra charge. Other sizes will be tooled on request.



ITEM NUMBER	DESCRIPTION	H REF.	B
23EZ0125N	1/8" LOCK	.715 (18,1)	.11 / .14 (2,80 / 3,56)
23EZ0250N	1/4" LOCK	.875 (22,2)	.20 / .27 (5,08 / 6,86)
23EZ0375N	3/8" LOCK	1.08 (27,4)	.30 / .40 (7,62 / 10,2)
23EZ0500N	1/2" LOCK	1.20 (30,5)	.40 / .50 (10,2 / 12,7)
23EZ0600N	5/8" LOCK	1.26 (32,0)	.55 / .65 (13,9 / 16,5)
23EZ0750N	3/4" LOCK	1.55 (39,4)	.70 / .80 (17,8 / 20,3)
23EZ0950N	15/16" LOCK	1.87 (47,5)	.90 / 1.00 (22,8 / 25,4)
23EZ1125N	1 1/8" LOCK	2.17 (55,1)	1.20/1.30 (30,5 / 33,0)
23EZ1375N	1 3/8" LOCK	2.67 (67,8)	1.45/1.55 (36,8 / 39,4)
23EZ1500N	1 1/2" LOCK	2.93 (74,4)	1.55/1.65 (39,4 / 41,9)
23EZ1750N	1 3/4" LOCK	3.46 (87,9)	1.90/2.00 (48,3 / 50,8)



### DOUBLE "EZ" TWIST LOCKS

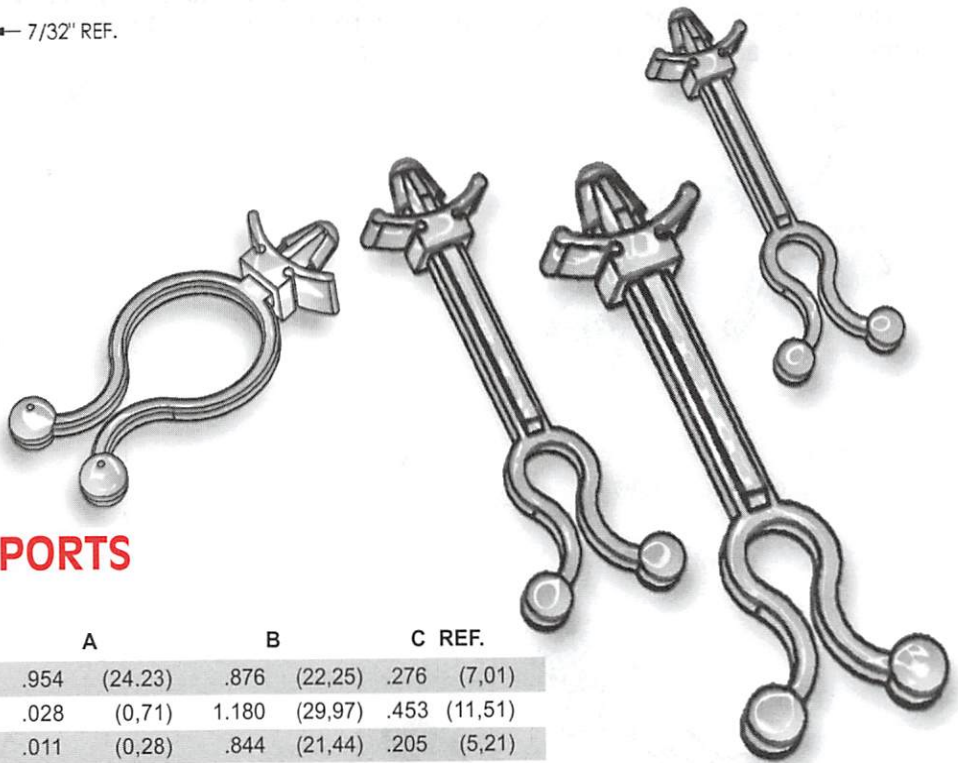
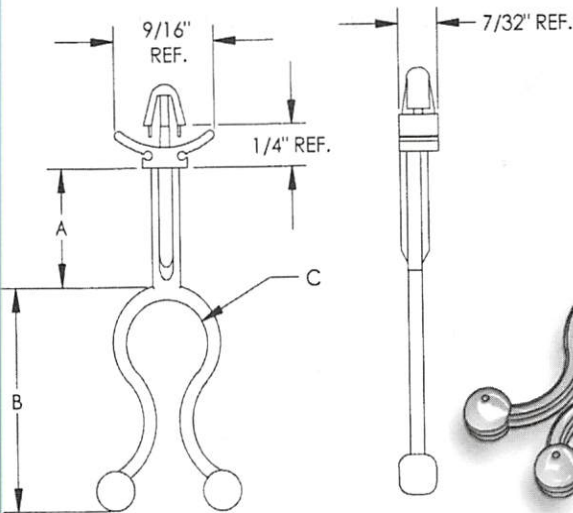
Molded in Natural Nylon 6/6

ITEM NUMBER	H	L	B1 AND B2
23DBEZ001	2-3/4 (69,8)	11/16" (17,46)	.30/.40 (7,62) / (10,16)
23DBEZ002	2-31/32 (74,4)	11/16" (17,46)	.40/.50 (10,16) / (12,70)

# WIRE HANDLING HARDWARE

SECTION  
VII

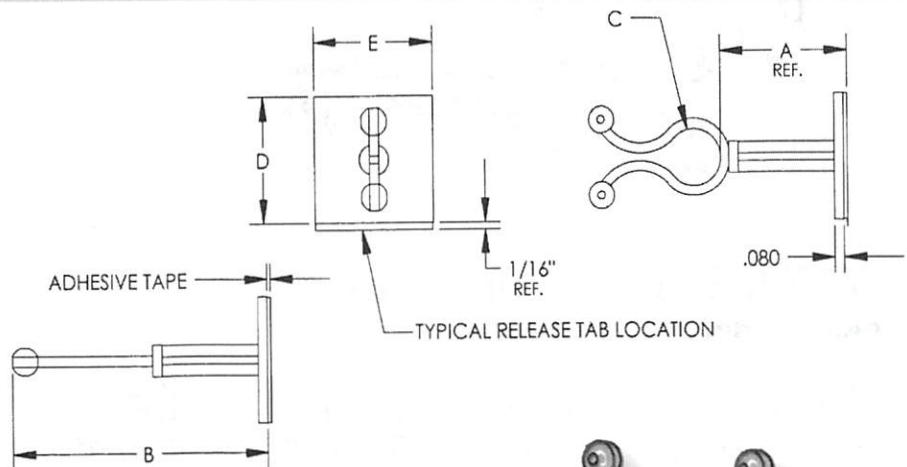
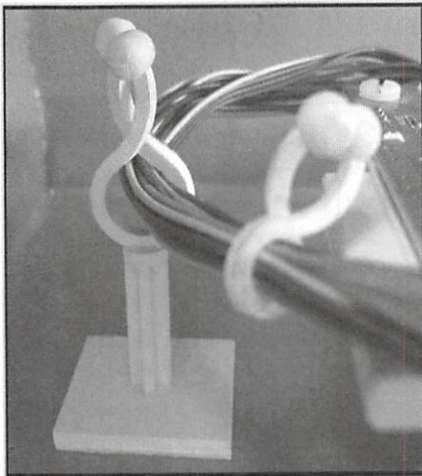
Micro Plastics' "EZ" Twist Lock Printed Circuit Board Supports feature a uniquely designed locking base which is easily snapped into the chassis by hand. Cables and wires can be loaded and unloaded with a simple twist of the fingers, and are supported above the board eliminating possible contact with hot components. Parts are stocked in natural Nylon 6/6. Other colors can be furnished with a slight extra charge. HOLE SIZE .187" • PANEL THICKNESS .030"/.078"



## "EZ" TWIST LOCK SUPPORTS

Molded in Natural Nylon 6/6

ITEM NUMBER	DESCRIPTION	A	B	C REF.
23EZO250N0954	.250 BUNDLE DIA.	.954 (24,23)	.876 (22,25)	.276 (7,01)
23EZO450N0030	.450 BUNDLE DIA.	.028 (0,71)	1.180 (29,97)	.453 (11,51)
23EZO200N0030	.200 BUNDLE DIA.	.011 (0,28)	.844 (21,44)	.205 (5,21)
23EZO375N0030	.375 BUNDLE DIA.	.050 (1,27)	1.066 (27,08)	.350 (8,89)
23EZO450N0625	.450 BUNDLE DIA.	.615 (15,62)	1.184 (30,07)	.453 (11,51)
23EZO625N0028	.625 BUNDLE DIA.	.028 (0,71)	1.270 (32,26)	.620 (15,75)

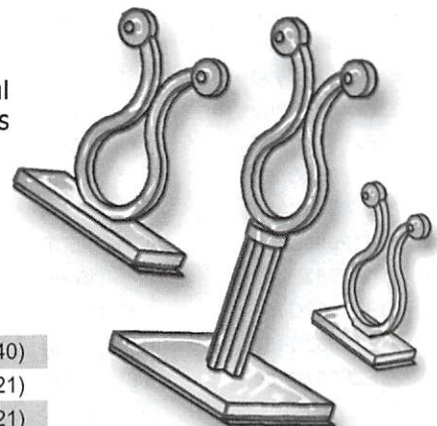


Micro Plastics' "EZ" Twist Lock Supports on Adhesive Base offer an economical way of routing wires without the need for mounting holes or screws. Cables and wires can be loaded & unloaded with a simple twist of the fingers. Also includes a release tab for easy quick installation.

## "EZ" TWIST LOCK SUPPORTS ADHESIVE BASE

Molded in Natural Nylon 6/6

ITEM NUMBER	A	B	C MAX	D	E
23EZABS450TAB	1.070 (27,18)	2.149 (54,58)	.450 (11,43)	1" (25,40)	1" (25,40)
23EZAB450TAB	.190 (4,83)	1.230 (31,24)	.450 (11,43)	1" (25,40)	.520 (13,21)
23EZAB580TAB	.190 (4,83)	1.400 (35,56)	.580 (14,73)	.870 (22,10)	.520 (13,21)



Get quote »

Micro Plastics.com • WEB:

Angic Global Solutions

1-888-872-0690

TELEPHONE: (870) 45

<https://www.AngicGlobal.com> Sales@AngicGlobal.com

205

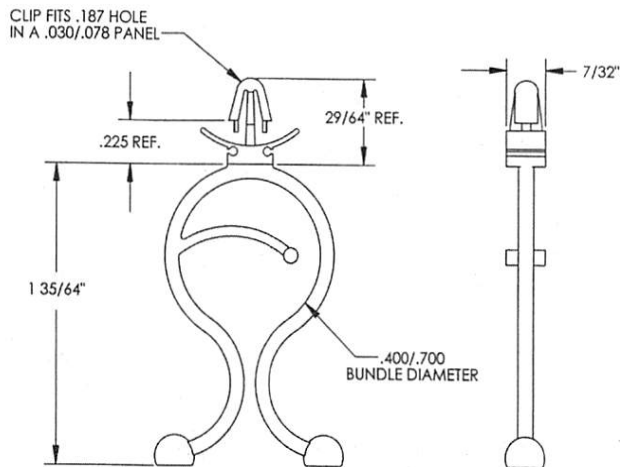
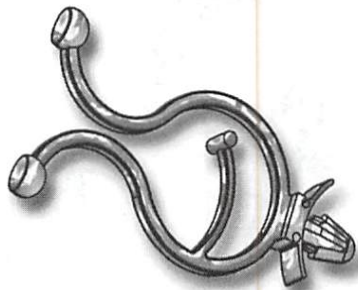
# WIRE HANDLING HARDWARE

## SECTION VII

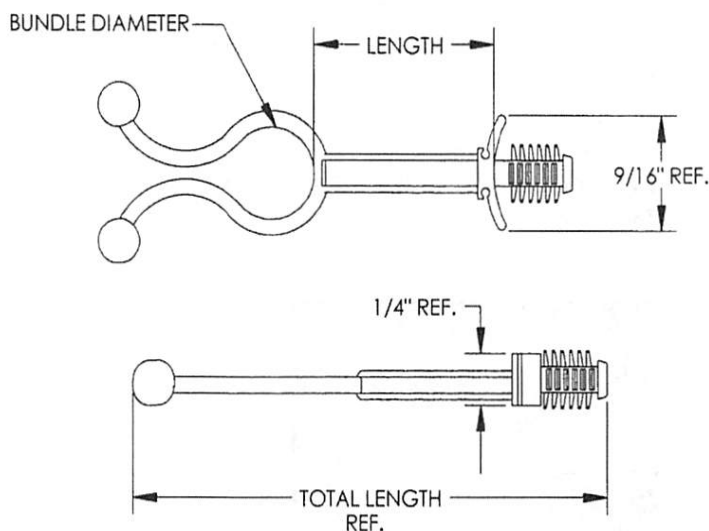
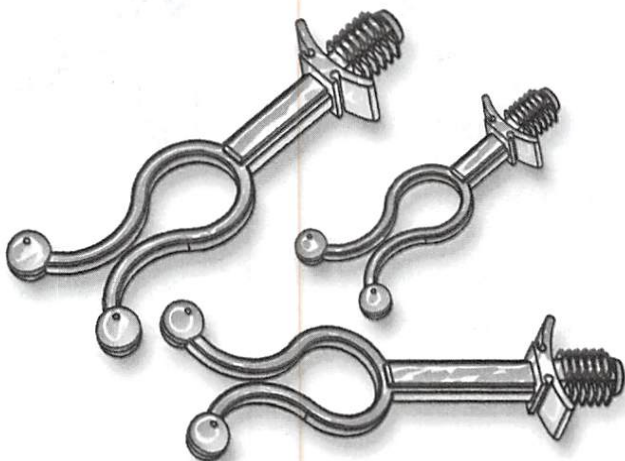
### "EZ" TWIST LOCK SUPPORT WITH ARM

Molded in **Natural Nylon 6/6**

Micro Plastics "EZ" Twist Lock Circuit Board Supports feature a unique locking base that easily snaps into the chassis by hand. Cables and wire can be loaded and unloaded with a twist of the fingers. Additional arm inside that twist lock for holding smaller wires or bundles. Molded in Natural Nylon 6/6, part fits a .187 diameter hole and panel thickness of .030 to .078.



ITEM NUMBER	BUNDLE DIA.	LENGTH
23EZSFA0500B0018	.400/.700 BUNDLE DIA.	1 35/64 (39,27)



STANDARD LENGTH IS FROM BUNDLE DIAMETER TO TOP OF 1/32" PANEL

### "EZ" TWIST LOCK FIN CLIP BASE

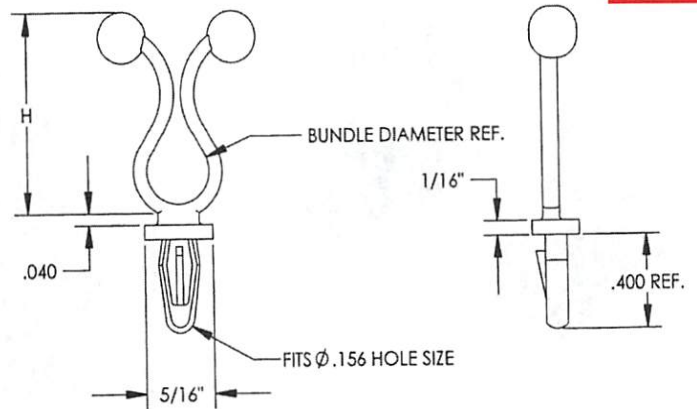
Molded in **Natural Nylon 6/6**

ITEM NUMBER	BUNDLE DIAMETER	LENGTH	TOTAL LENGTH	MOUNTING HOLE	PANEL RANGE
23EZF037B025	3/8" (9,53)	.200 (5,08)	1-21/32 (42,06)	.187 (4,75)	1/32 (0,79) - 1/4 (6,35)
23EZF037B037	3/8" (9,53)	.315 (8,00)	1-25/32 (45,24)	.187 (4,75)	1/32 (0,79) - 1/4 (6,35)
23EZF037B050	3/8" (9,53)	.437 (11,10)	1-29/32 (48,41)	.187 (4,75)	1/32 (0,79) - 1/4 (6,35)
23EZF037B062	3/8" (9,53)	.555 (14,10)	2-1/32" (51,59)	.187 (4,75)	1/32 (0,79) - 1/4 (6,35)
23EZF050C037	1/2" (12,70)	.318 (8,08)	1-27/32 (46,81)	.250 (6,35)	1/32 (0,79) - 1/4 (6,35)
23EZF050C050	1/2" (12,70)	.447 (11,35)	1-63/64 (50,39)	.250 (6,35)	1/32 (0,79) - 1/4 (6,35)
23EZF050C062	1/2" (12,70)	.596 (15,14)	2-1/8 (53,98)	.250 (6,35)	1/32 (0,79) - 1/4 (6,35)
23EZF050C100	1/2" (12,70)	.942 (23,93)	2-15/32 (62,71)	.250 (6,35)	1/32 (0,79) - 1/4 (6,35)
23EZF062C037	5/8" (15,88)	.319 (8,10)	1-15/16 (49,21)	.250 (6,35)	1/32 (0,79) - 1/4 (6,35)
23EZF062C050	5/8" (15,88)	.442 (11,23)	2-3/64 (51,99)	.250 (6,35)	1/32 (0,79) - 1/4 (6,35)
23EZF062C062	5/8" (15,88)	.595 (15,11)	2-3/16 (55,56)	.250 (6,35)	1/32 (0,79) - 1/4 (6,35)
23EZF062C100	5/8" (15,88)	.935 (23,75)	2-35/64 (64,69)	.250 (6,35)	1/32 (0,79) - 1/4 (6,35)



# WIRE HANDLING HARDWARE

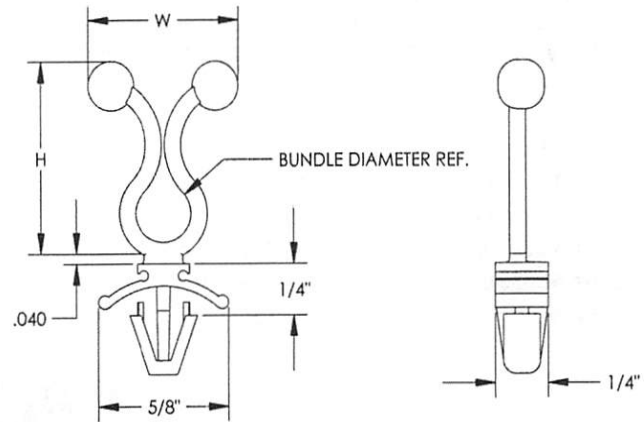
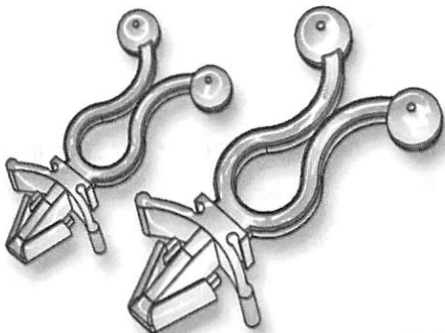
SECTION  
**VII**



## "EZ" TWIST LOCK SUPPORTS

Molded in Natural Nylon 6/6

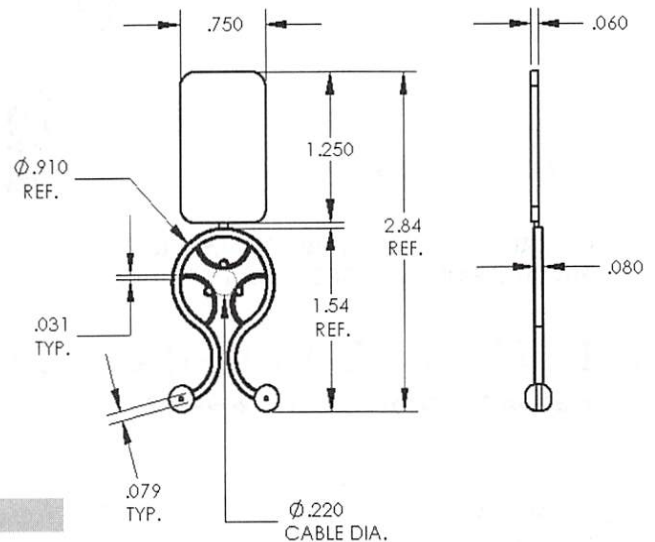

ITEM NUMBER	DESCRIPTION	PANEL THICKNESS	H
23EZO250C0040	.250 BUNDLE DIA.	1/16" (1,57)	7/8" (22,23)
23EZO375C0040	.375 BUNDLE DIA.	1/16" (1,57)	1-5/64" (27,37)
23EZO500C0040	.500 BUNDLE DIA.	1/16" (1,57)	1-13/64" (30,56)



## "EZ" TWIST LOCK SUPPORTS

Molded in Natural Nylon 6/6

ITEM NUMBER	DESCRIPTION	PANEL THICKNESS	H
23EZO250B0040	.250 BUNDLE DIA.	.047 (1,19) / .109 (2,77)	7/8" (22,23)
23EZO375B0040	.375 BUNDLE DIA.	.047 (1,19) / .109 (2,77)	1-5/64" (27,37)
23EZO500B0040	.500 BUNDLE DIA.	.047 (1,19) / .109 (2,77)	1-13/64" (30,56)



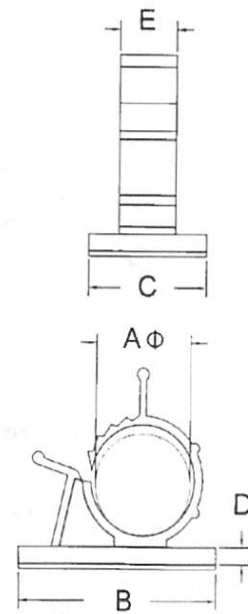


## WEBBED "EZ" TWIST LOCK

Molded in Natural Nylon 6/6

ITEM NUMBER
23EZLB0220

# WIRE HANDLING HARDWARE

## SECTION VII



### ADJUSTABLE CABLE CLAMP

Molded in **Black Nylon 6/6** NOTE: RELEASABLE TAB AVAILABLE UPON REQUEST


- Material: UL approved Black NYLON 66, 94V-2 (Backed with adhesive tape)
- One size of adjustable clamp can accommodate various cables that will save your stock cost.
- Easy to install, and open and close for unlimited usage

ADHESIVE TAPE

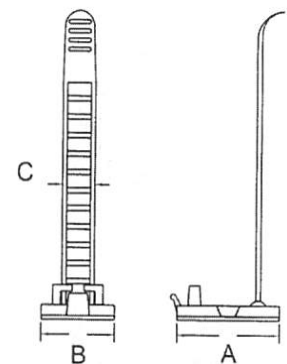
ITEM NUMBER	A CLAMPING RANGE	*REF. B BASE LENGTH	C BASE WIDTH	D BASE THICKNESS
22AAWC310400	.311/.390 (7,9/9,9)	1" (25,4)	3/4" (19,05)	5/64" (1,98)
22AAWC390490	.390/.485 (9,9/12,32)	1.281" (32,54)	3/4" (19,05)	5/64" (1,98)
22AAWC500600	.445/.560 (11,3/14,22)	1.455" (36,7)	3/4" (19,05)	5/64" (1,98)
22AAWC650790	.620/.765 (15,75/19,43)	1.660" (42,16)	1" (25,4)	1/8" (3,17)
22AAWC830930	.755/.935 (19,18/23,75)	1.75" (44,45)	1" (25,4)	7/64" (2,78)



ADHESIVE TAPE



- PACKAGED IN BAGS OF 100 PIECES EACH
- PURCHASE IN PACKAGED QUANTITIES ONLY



### LADDER STYLE ADJUSTABLE CABLE CLAMP

Molded in **Natural Nylon 6/6 94V-2**

ITEM NUMBER	A REF.	B REF.	C REF.	MAX BUNDLE DIA.	PACKAGING
NM22LCC0625	.984" 25mm	.709" 18mm	.311" 7.9mm	.669" 17.0mm	100 pcs
NM22LCC0812	1.200" 30.5mm	.827" 21mm	.472" 12mm	.866" 22.0mm	100 pcs
NM22LCC1000	1.200" 30.5mm	.827" 21mm	.472" 12mm	1.024" 26.0mm	100 pcs

# WIRE HANDLING HARDWARE

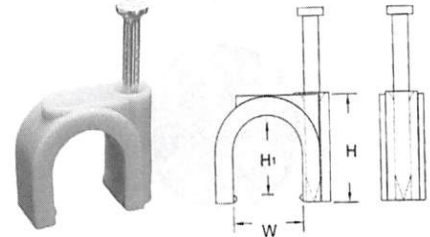
SECTION  
VII

Molded Nail-In Cable Clips are used to safely install cable T.V., fiber optics, computer networks, telephone and other communication systems, hydraulic and pneumatic systems. The clips are molded in tough, electrically insulating, ultra violet resistant, high density Polyethylene. Main stress areas of the clip have reinforcing ribs designed into the part to strengthen and absorb the impact. The Nail-In Clips have all contact edges radiused to protect cable or tubing from damage. Clips are supplied with nickel plated steel nails pre-assembled, ready for use in masonry, wood, plaster, or stucco. Clips are easily and efficiently installed, resulting in a low in-place cost. Nail-In Clips are stocked in the most popular cable sizes ranging from 4mm to 9mm including the RG59 and the double shield cables.

PURCHASE IN PACKAGED QUANTITIES ONLY

## NAIL IN CABLE CLIPS (Single, Round Cable)

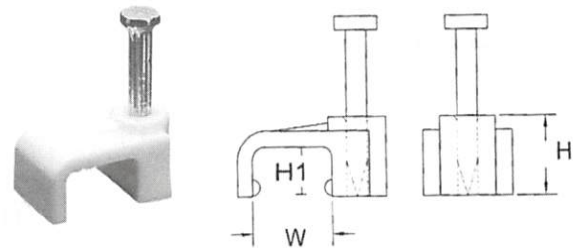
Molded in **Black, White Polyethylene**  
WITH NAILS INSERTED



ITEM NUMBER BLACK	WHITE	W	H	H1	PACKAGING
22NCC0400R	22NCC0400RW	.145" 3.6mm	.257" 6.5mm	.155" 3.9mm	100 pcs
22NCC0500R	22NCC0500RW	.190" 5mm	.299" 7.6mm	.209" 5.3mm	100 pcs
22NCC0700R	22NCC0700RW	.236" 6mm	.354" 9mm	.260" 6.6mm	100 pcs
22NCC0800R	22NCC0800RW	.302" 7.6mm	.453" 11.5mm	.335" 8.5mm	100 pcs

## NAIL IN CABLE CLIPS (Single, Flat Cable)

Molded in **Black, White Polyethylene**  
WITH NAILS INSERTED

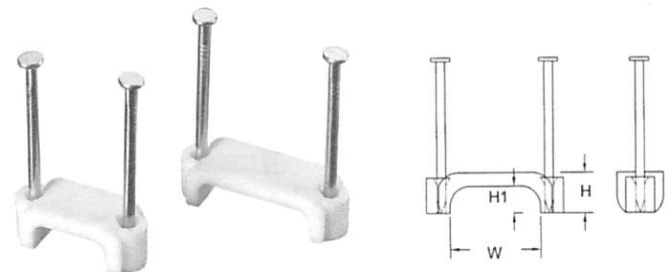


ITEM NUMBER BLACK	WHITE	W	H	H1	PACKAGING
22NCC0450F	22NCC0450FW	.217" 5.5mm	.217" 5.5mm	.122" 3.1mm	100 pcs
22NCC0900F	22NCC0900FW	.335" 8.5mm	.315" 8mm	.205" 5.2mm	100 pcs

## NAIL IN CABLE CLIPS (Double)

Molded in **Black, White Polyethylene**  
WITH NAILS INSERTED

Double nail ensures cable will firmly stay in place



ITEM NUMBER BLACK	WHITE	W	H	H1	PACKAGING
22NCC1250FB	22NCC1250FW	.492" 12.5mm	.315" 8mm	.209" 5.3mm	100 pcs
22NCC1900FB	22NCC1900FW	.736" 18.7mm	.315" 8mm	.209" 5.3mm	100 pcs



Get quote »

plastics.com • WE

Angic Global Solutions

1-888-872-0690

TEL PHONE: (870) 4

<https://www.AngicGlobal.com> Sales@AngicGlobal.com

NC. 209

# WIRE HANDLING HARDWARE

SECTION  
VII

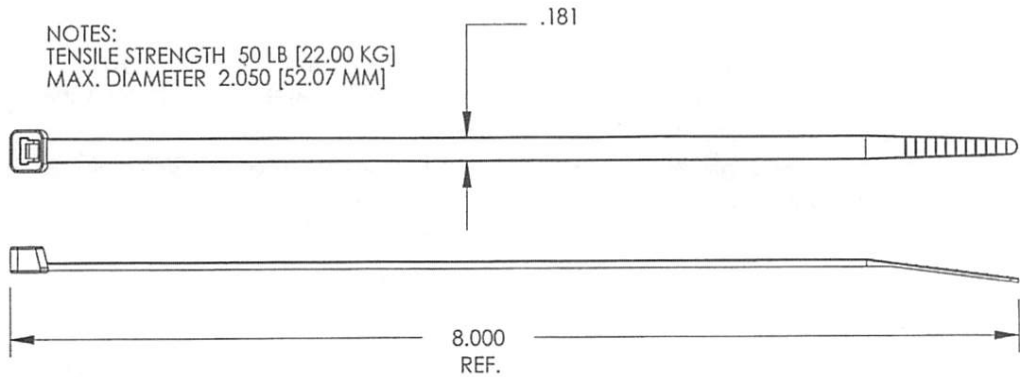
## 4ZERO Cable Tie

Molded in **Black Impact Modified Nylon 6/6**

The 4ZERO Cuff is the most advanced flexible polymer handcuff on the market and is used by select police and law enforcement agencies who demand the strongest and most durable product available. Now, the same material used to manufacture the 4ZERO Cuff is available in a line of extremely durable cable ties designed to perform and hold their strength in extremely dry environments and in temperature extremes from 30 degrees below to 365 degrees Fahrenheit, conditions that can leave normal nylon cable ties brittle and broken.

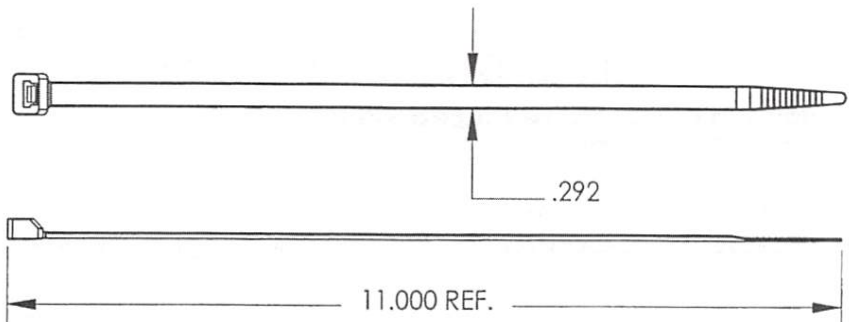


NOTES:  
TENSILE STRENGTH 50 LB [22.00 KG]  
MAX. DIAMETER 2.050 [52.07 MM]



ITEM NUMBER

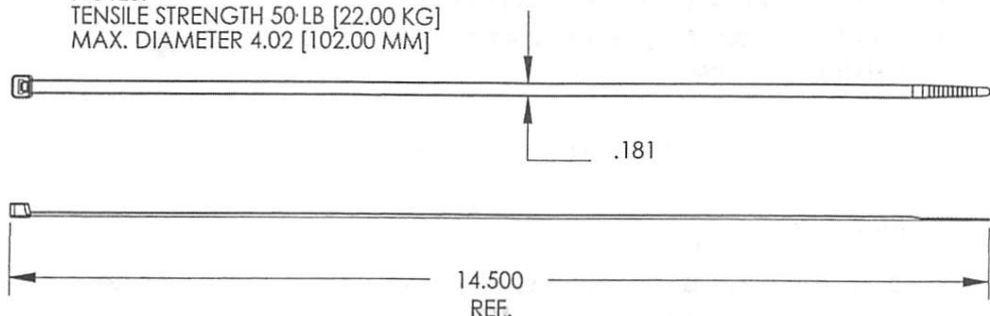
4Z023CT080050B



ITEM NUMBER

4Z023CT110120B

NOTES:  
TENSILE STRENGTH 50 LB [22.00 KG]  
MAX. DIAMETER 4.02 [102.00 MM]



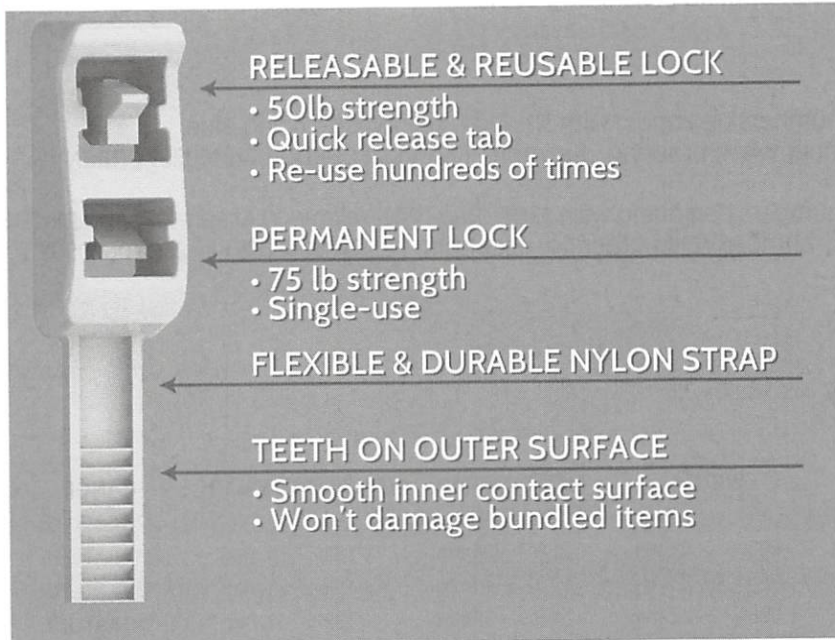
ITEM NUMBER

4Z023CT145050B

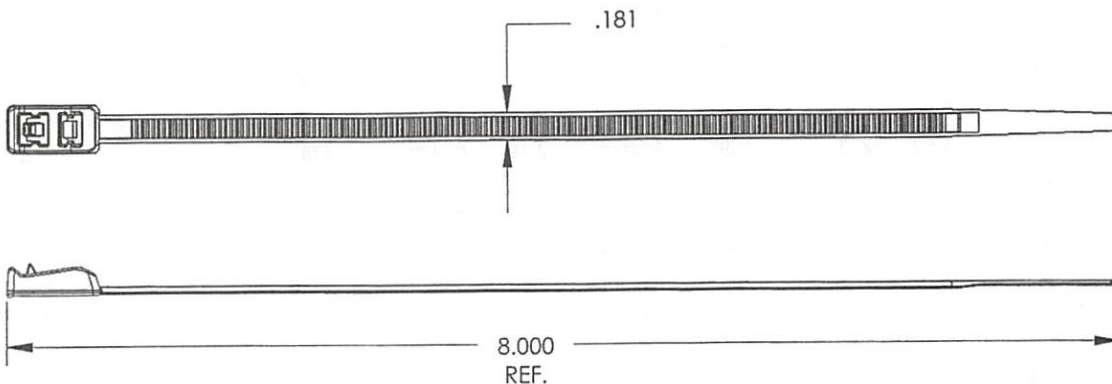
## DualZip Cable Tie

Molded in Natural Nylon 6/6

The DualZip cable tie not only incorporates the best and easiest to use releasable lock on the market, but also combines the dual functionality of both a releasable and permanent tie in one part. The permanent lock is the time-proven conventional lock which is so strong that under normal circumstances, the part will fail with the strap breaking, not slippage within the lock. The releasable lock has been engineered so that the lock can be ratcheted and released many times and will continue to reliably lock. The releasable lock is wedge-shaped so that you can release it with your thumb even without using a fingernail. The other outstanding difference in this design is that it is opposite of a conventional cable tie. The teeth are on the outside of the bundle diameter.



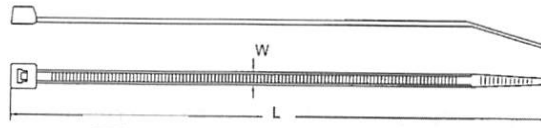
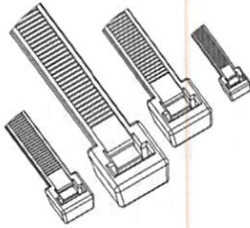
ter. In addition to the smooth strap surface being on the inside of the bundle, where you want it, this reversal puts the releasable action of the lock outside of the bundle diameter, for much easier access to release. With other releasable designs, you really need access behind the cable tie head (inside the bundle diameter) to get your finger in a position where you can easily release the tie. That is difficult or can be impossible when the part is fastened onto a bundle. This new design puts the release tab up and away from the bundle, for easy access every time. Although this part is a natural for consumers at the retail level, there are many industrial applications for it as well.




ITEM NUMBER	LENGTH	WIDTH	MAX DIAMETER	TENSILE
23CTDZ80050	8"	.181	1.900	50LBS

# WIRE HANDLING HARDWARE

## SECTION VII



**RU**  
Details in  
E 97707



- Manufactured from tough, durable Nylon 6/6 material which is self extinguishing to U.L. 94V2.
- The Nylon is inert to fungus or mold and is resistant to petrols, oil, grease and alkalis, etc.
- Ties can be tensioned by hand or by the use of applied tensioning tools.
- TENSILE STRENGTH AT 73° DRY AS MOLDED
- Packaged 100 pieces per bag.

Additional **COLORS** are available for part numbers beginning with **NT**: **Red, Yellow, Green and Blue**.  
Add the color to the end of the part number when ordering. Example: ( NT10025C**RED** ) ( NT10025C**GREEN** )

Additional **COLORS** are available for part numbers beginning with **23CT**: **Red-(RD), Yellow-(Y) Green-(GR) and Blue-(BL)**.  
Add the color code to the end of the part number when ordering. Example: ( 23CT060050**RD** ) ( 23CY060050**Y** )

## CABLE TIES

Molded in **Natural and Black Nylon 6/6**

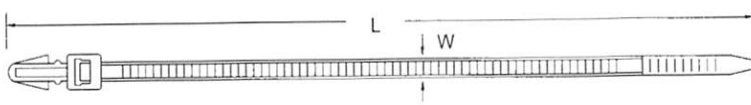
<b>Natural</b> ITEM NUMBER	<b>Black UV</b> ITEM NUMBER	LENGTH		WIDTH		MAX. DIAMETER		TENSILE STRENGTH		RANGE
NT08025C	NT08025CB	2.95"	75mm	.094"	2.4mm	.71"	18mm	18lb	8.1kg	MINIATURE
NT10025C	NT10025CB	3.94"	100mm	.098"	2.5mm	.98"	25mm	18lb	8.1kg	MINIATURE
NT16025C	NT16025CB	6.50"	165mm	.098"	2.5mm	1.73"	44mm	18lb	8.1kg	MINIATURE
NT20025C	NT20025CB	7.99"	203mm	.098"	2.5mm	2.16"	55mm	18lb	8.1kg	MINIATURE
NTA12032C	NTA12032CB	4.75"	120mm	.126"	3.2mm	1.18"	30mm	40lb	18kg	INTERMEDIATE
NT14036C	NT14036CB	5.59"	142mm	.126"	3.2mm	1.38"	35mm	40lb	18kg	INTERMEDIATE
NT20036C	NT20036CB	7.99"	203mm	.126"	3.2mm	2.16"	55mm	40lb	18kg	INTERMEDIATE
NT29536C	NT29536CB	11.50"	292mm	.142"	3.6mm	3.35"	85mm	40lb	18kg	INTERMEDIATE
NTA12048C	NTA12048CB	4.72"	120mm	.189"	4.8mm	1.18"	30mm	50lb	22kg	STANDARD
23CT060050 <sup>•</sup>	23CT060050B <sup>•</sup>	6.00"	152mm	.183"	4.6mm	1.31"	33mm	50lb	22kg	STANDARD
NT16048C	NT16048CB	6.30"	160mm	.189"	4.8mm	1.65"	42mm	50lb	22kg	STANDARD
NT18048C	NT18048CB	7.48"	190mm	.189"	4.8mm	2.05"	52mm	50lb	22kg	STANDARD
23CT080050	23CT080050B	8.00"	203mm	.181"	4.6mm	2.05"	52mm	50lb	22kg	STANDARD
NT20048C <sup>•</sup>	NT20048CB <sup>•</sup>	7.99"	203mm	.181"	4.6mm	2.16"	55mm	50lb	22kg	STANDARD
NT25048C	NT25048CB	9.84"	250mm	.189"	4.8mm	2.91"	74mm	50lb	22kg	STANDARD
NT29548C	NT29548CB	11.02"	280mm	.189"	4.8mm	3.19"	81mm	50lb	22kg	STANDARD
NT37048C	NT37048CB	14.49"	368mm	.189"	4.8mm	4.02"	102mm	50lb	22kg	STANDARD
23CT110120 <sup>•</sup>	23CT110120B <sup>•</sup>	11.00"	279mm	.292"	7.4mm	2.79"	70mm	120lb	54.5kg	STANDARD
NTA43248C	NTA43248CB	17.00"	432mm	.189"	4.8mm	4.92"	125mm	50lb	22kg	STANDARD
NT15076C <sup>•</sup>	NT15076CB <sup>•</sup>	5.91"	150mm	.299"	7.6mm	1.54"	39mm	120lb	54.5kg	LIGHT HEAVY
NT20076C	NT20076CB	7.99"	203mm	.299"	7.6mm	2.16"	55mm	120lb	54.5kg	LIGHT HEAVY
NT29076C	NT29076CB	11.02"	280mm	.299"	7.6mm	3.07"	78mm	120lb	54.5kg	LIGHT HEAVY
23CT145050 <sup>•</sup>	23CT145050B <sup>•</sup>	14.50"	368mm	.181"	4.5mm	4.02"	102mm	50lb	22kg	LIGHT HEAVY
NT37076C	NT37076CB	14.96"	380mm	.299"	7.6mm	4.33"	110mm	120lb	54.5kg	LIGHT HEAVY
NT45090C	NT45090CB	17.72"	450mm	.315"	8.0mm	5.24"	133mm	175lb	80kg	HEAVY
NT55090C	NT55090CB	21.65"	550mm	.315"	8.0mm	6.54"	166mm	175lb	80kg	HEAVY
NTA61090C	NTA61090CB	24.00"	610mm	.354"	9.0mm	7.28"	185mm	175lb	80kg	HEAVY
NT76290C	NT76290CB	30.00"	762mm	.354"	9.0mm	9.29"	236mm	175lb	80kg	HEAVY
NTA91490C	NTA91490CB	36.00"	914mm	.354"	9.0mm	10.63"	270mm	175lb	80kg	HEAVY
NTA121990C	NTA121990CB	48.00"	1219mm	.354"	9.0mm	14.96"	380mm	175lb	80kg	HEAVY

<sup>•</sup> NOT U.L. RECOGNIZED



# WIRE HANDLING HARDWARE

SECTION  
VII



- Material: UL approved NYLON 66, 94V-2
- Press the tie into a pre-drilled hole for simple and secure one-piece harness tying and mounting.




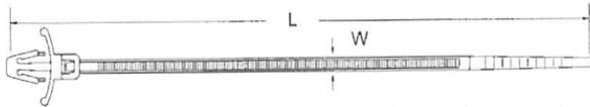
## PUSH MOUNT CABLE TIES

Molded in **Black or Natural** Nylon 6/6

PARTS ARE PACKAGED 100 PIECES PER BAG • PURCHASE IN PACKAGED QUANTITIES ONLY

ITEM NO. NATURAL	UV BLACK	LENGTH	WIDTH	TENSILE STRENGTH	DRILLED HOLE DIA.	MAX. PANEL
NTA15535PMTG	NTA15535PMTGB•	6.12" 155mm	.138" 3.5mm	40lb 18kg	.189" 4.8mm	.125" 3.2mm
NTA20347PMTG•	NTA20347PMTGB•	8" 203mm	.189" 4.8mm	50lb 22.2kg	.236" 6.0mm	.125" 3.2mm

•NOT UL RECOGNIZED



NTA15535WPM - UL APPROVED  
NTA13048WPM - UL APPROVED

## WING MOUNT CABLE TIES


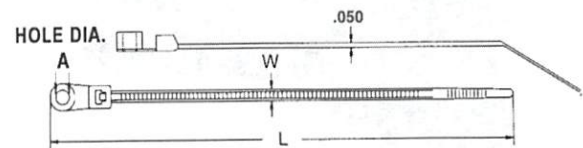
Molded in **Black or Natural** Nylon 6/6

PARTS ARE PACKAGED 100 PIECES PER BAG • PURCHASE IN PACKAGED QUANTITIES ONLY

ITEM NUMBER NATURAL	UV BLACK	LENGTH	WIDTH	TENSILE STRENGTH	MOUNTING HOLE	MAX. PANEL THICKNESS	MAX. BUNDLE DIAMETER
NTA11225WPM•	NTA11225WPMB•	4.41" 112mm	.098" 2.5mm	18lb 8kg	.187" 4.7mm	.070" 1.7mm	.98" 25mm
NTA15535WPM	NTA15535WPMB•	6.10" 155mm	.138" 3.5mm	40lb 18kg	.187" 4.7mm	.070" 1.7mm	1.42" 36mm
NTA13048WPM	NTA13048WPMB•	5.12" 130mm	.189" 4.8mm	50lb 22kg	.236" 6.0mm	.070" 1.7mm	1.18" 30mm
NTA20048WPM•	NTA20048WPMB•	7.87" 200mm	.189" 4.8mm	50lb 22kg	.236" 6.0mm	.070" 1.7mm	1.97" 50mm

•NOT UL RECOGNIZED

- Material: UL approved NYLON 66, 94V-2
- The cable tie can be secured to panel with a single bolt.



## SCREW MOUNTING CABLE TIES

Molded in **Black or Natural** Nylon 6/6

PARTS ARE PACKAGED 100 PIECES PER BAG • PURCHASE IN PACKAGED QUANTITIES ONLY

ITEM NO. NATURAL	UV BLACK	LENGTH	WIDTH	TENSILE STRENGTH	HOLE DIA. A	PACKAGING
NTA20542SMTG	NTA20542SMTGB	8.60" 218mm	.165" 4.2mm	50lb 22kg	.200" 5mm	100 pcs
NTA39879SMTG	NTA39879SMTGB	16.19" 411mm	.311" 7.9mm	120lb 55kg	.241" 6.12mm	100 pcs



Get quote »

plastics.com • WE

Angic Global Solutions

1-888-872-0690

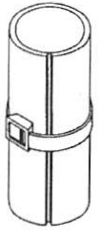
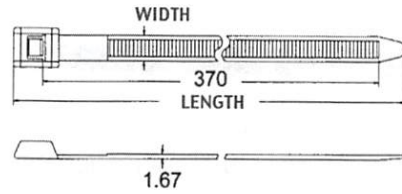

TELEPHONE: (870) 4

<https://www.AngicGlobal.com> Sales@AngicGlobal.com

NC. 213

# WIRE HANDLING HARDWARE

## SECTION VII



- Material: UL approved NYLON 66, 94V-2
- Flat headed low profile design to be used with playground equipment to avoid harming playing children.

## IN LINE CABLE TIE

Molded in Natural Nylon 6/6

PARTS ARE PACKAGED 100 PIECES PER BAG • PURCHASE IN PACKAGED QUANTITIES ONLY

ITEM NO.	LENGTH	WIDTH	MAX STRENGTH	PACKAGING
NTA39190LC	15.39" 391mm	.354" 9mm	50lb 22kg	100 pcs.

## CABLE TIE INSTALLATION TOOLS

ITEM NO.	DESCRIPTION
NTT00L1	Standard Adjustable Nylon Tensioning




- For use with cable tie widths from .087" to .189"

ITEM NO.	DESCRIPTION
NTT00LM1	Standard Adjustable Metal Tensioning



- For use with cable tie widths from .087" to .189"



ITEM NO.	DESCRIPTION
NTT00LMHD	Standard Metal Tensioning

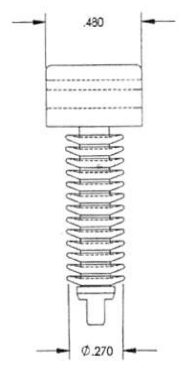
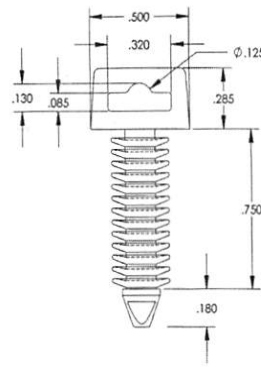
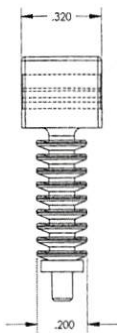
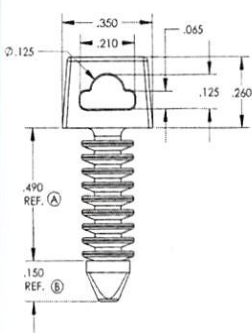

# WIRE HANDLING HARDWARE

SECTION  
**VII**

## FIN CLIP PUSH MOUNTS

Molded in **Black U.V. Stabilized High Density Polyethylene**

"Fin clip push mounts" are available in 2 sizes for 3/16" and 1/4" diameter holes. The special head configuration allows use with beaded ties, as well as conventional cable ties. Parts are molded in black U.V. stabilized high density polyethylene, and are suitable for use in pre-drilled holes in wood, masonry, and a variety of other materials.



ITEM NUMBER	DESCRIPTION
23FCPM18765	3/16" (4,76) PUSH MOUNT

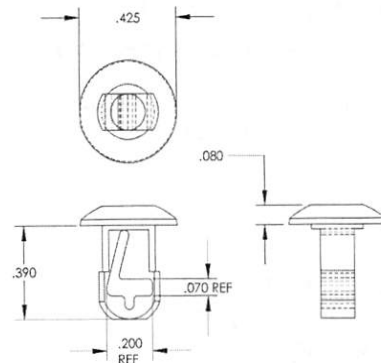
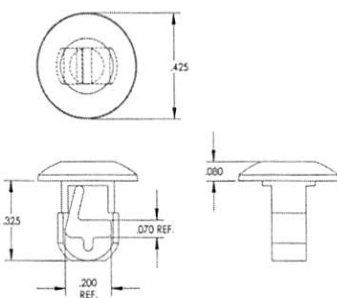
ITEM NUMBER	DESCRIPTION
23FCPM25095	1/4" (6,35) PUSH MOUNT

## CABLE TIE MOUNT

Molded in **Natural Nylon 6/6**

Cable tie mount for use when both sides of the panel are accessible.

**Watch Instructional Video**  
[mms://www.microplastics.com/productvideos/CableTieMount.asf](https://www.microplastics.com/productvideos/CableTieMount.asf)



- PANEL HOLE DIAMETER .250
- MAXIMUM PANEL THICKNESS .125

- PANEL HOLE DIAMETER .250
- MAXIMUM PANEL THICKNESS .188

ITEM NUMBER	DESCRIPTION
23TA250125	Cable Tie Mount

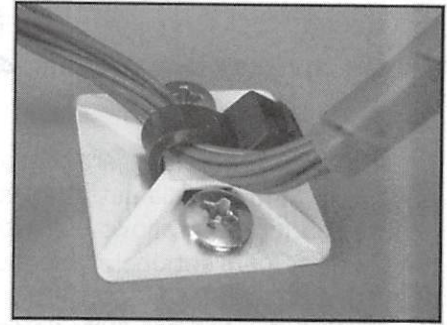

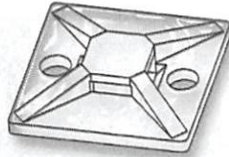
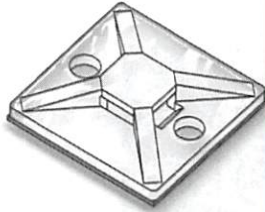
ITEM NUMBER	DESCRIPTION
23TA250188	Cable Tie Mount

# WIRE HANDLING HARDWARE

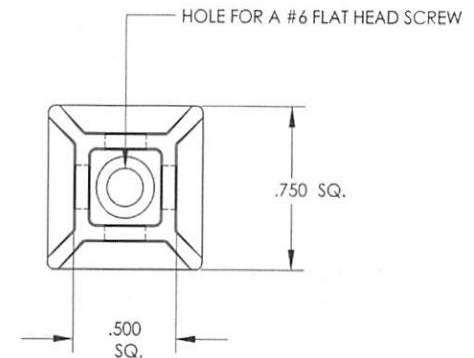
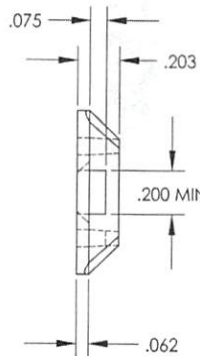
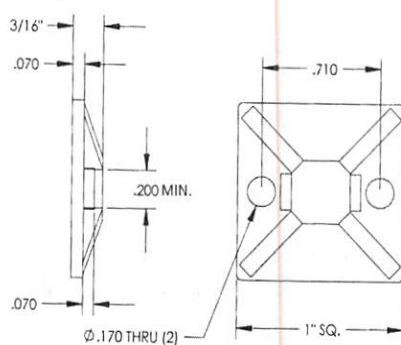
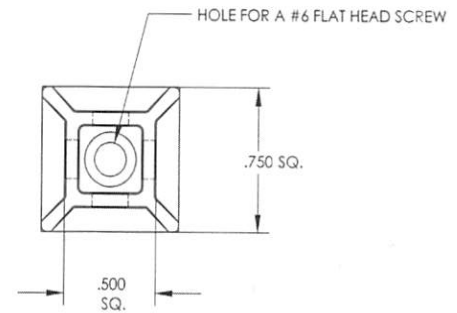
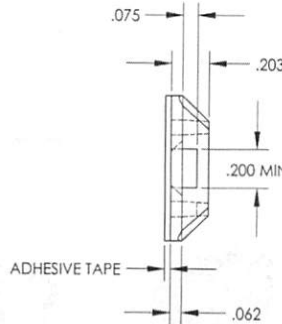
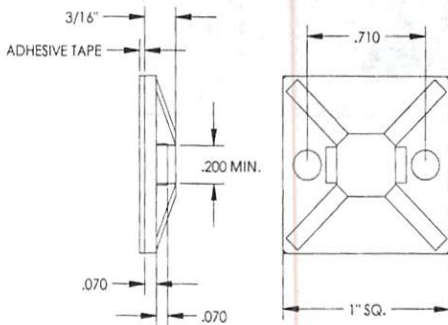
## SECTION VII

### CRADLE MOUNTS

Molded in **Natural Nylon 6/6**



Cradle Mounts are used in applications where a low profile is necessary. Each mount offers a four way entry and is secured with either a screw or adhesive backing. 23TA00420 is secured with a #2 - #4 or #6 screw, 23TA00495 uses #6 Flat Head Screw.



ITEM NUMBER	DESCRIPTION
23TA00400	1" (25,40) CRADLE MOUNT (ADHESIVE)
23TA00420	1" (25,40) CRADLE MOUNT (SCREW)

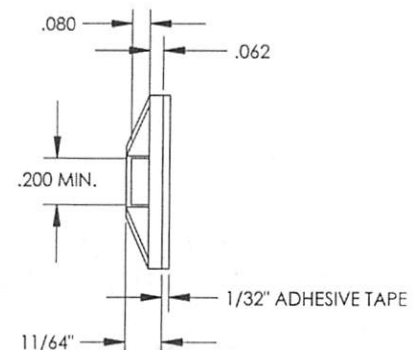
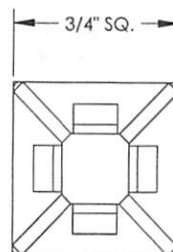
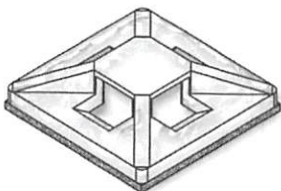
ITEM NUMBER	DESCRIPTION
23TA00475	3/4" (19,05) CRADLE MOUNT (ADHESIVE)
23TA00495	3/4" (19,05) CRADLE MOUNT (SCREW)

**NOTE:** the adhesive mounts have an acrylic foam backing that should be used on a smooth, clean, dry surface.

### CRADLE MOUNT CLOSED SQUARE

Molded in **Natural Nylon 6/6**

This Cradle Mount is used in applications where a low profile is necessary. Each mount offers a four way entry and is secured using an acrylic foam backing that should be used on a smooth, clean, dry surface.



ITEM NUMBER	DESCRIPTION
23TA00500	3/4" (19,05) CRADLE MOUNT (ADHESIVE) CLOSED SQUARE

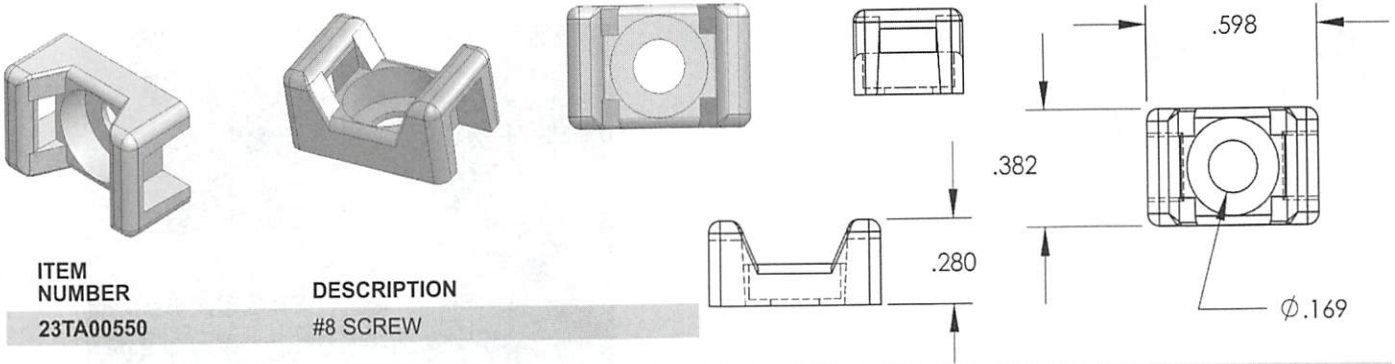
# WIRE HANDLING HARDWARE

SECTION  
**VII**

## CABLE TIE HOLDER

Molded in **Natural Nylon 6/6**

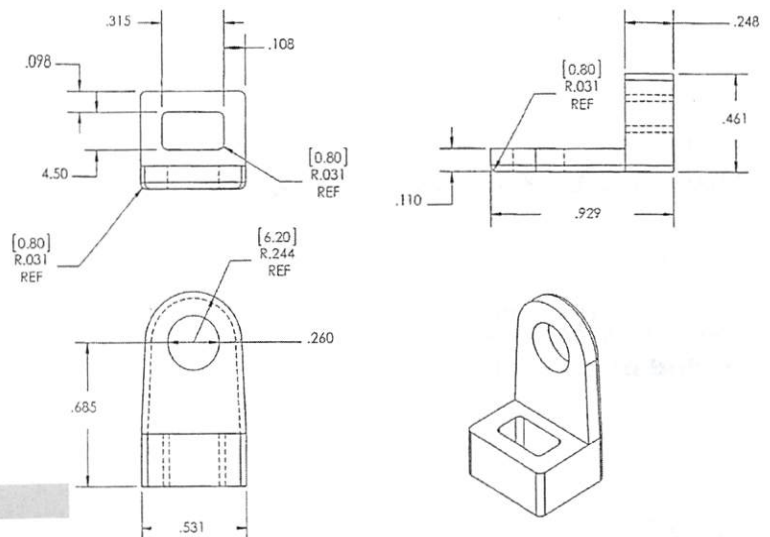
Screw mount tie holder offers a two way entry and is secured with a mounting screw.



ITEM NUMBER	DESCRIPTION
23TA00550	#8 SCREW

## CABLE TIE HOLDER

Molded in **Natural Nylon 6/6**

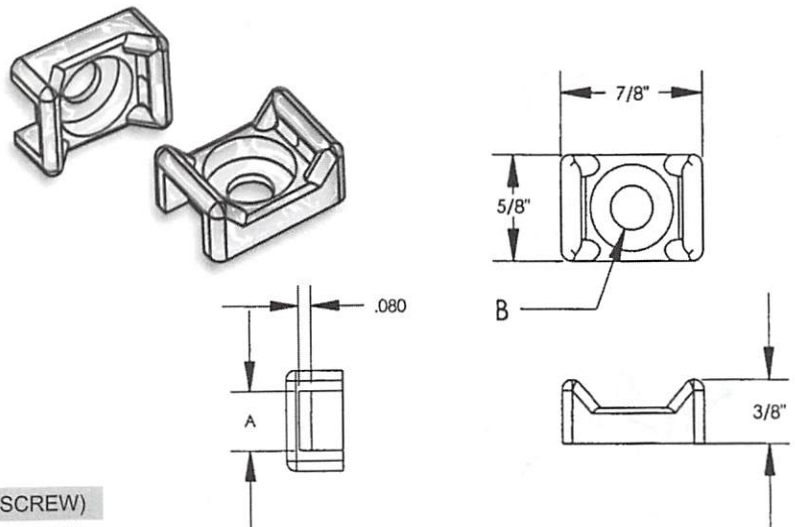



ITEM NUMBER	DESCRIPTION
23TA40260	1/4-20 SCREW

## CABLE TIE HOLDER

Molded in **Natural Nylon 6/6**

Screw mount tie holder offers a two way entry and is secured with a mounting screw.



ITEM NUMBER	A REF.	B
23TA00600	.370 (9,40)	.260 (6,60) (1/4-20 SCREW)
23TA00700	.370 (9,40)	.195 (4,95) (10-32 SCREW)

# WIRE HANDLING HARDWARE

## SECTION VII

### CLIP MOUNTS

Molded in **Natural Nylon 6/6**


Clip Mounts are designed to securely connect a tie to a predrilled hole. Clip Mounts can be used in applications where the back of the panel is inaccessible.



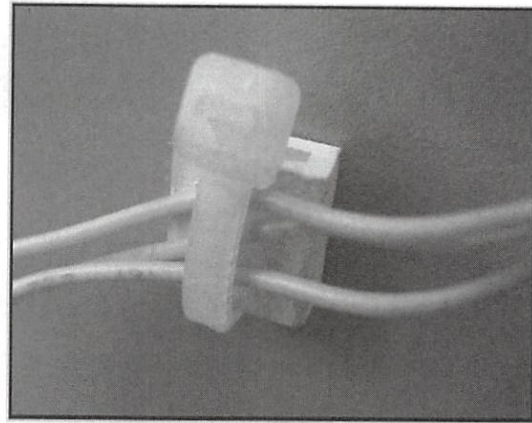
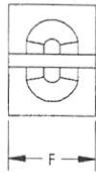
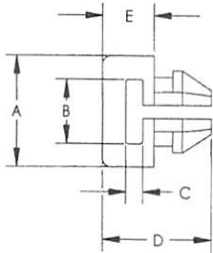
23TA00090



23TA00100



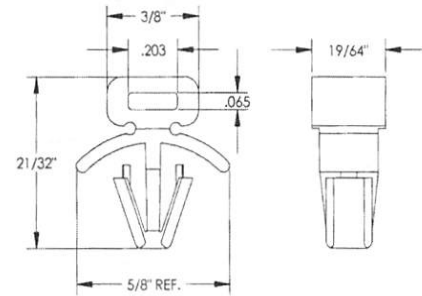
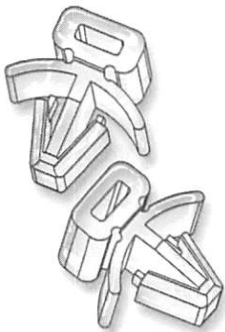
23TA00110



ITEM NUMBER	A	B	C	D	E	F	HOLE SIZE	PANEL THICKNESS
23TA00090	.320 (8,13)	.220 (5,59)	.050 (1,27)	.350 (8,89)	.150 (3,81)	.320 (8,13)	.187 (4,75)	.062 (1,57)
23TA00100	.380 (9,65)	.220 (5,59)	.065 (1,65)	.400 (10,16)	.190 (4,83)	.320 (8,13)	.187 (4,75)	.062 (1,57)
23TA00110	.380 (9,65)	.220 (5,59)	.065 (1,65)	.400 (10,16)	.190 (4,83)	.320 (8,13)	.250 (6,35)	.062 (1,57)

### CLIP MOUNTS

Molded in **Natural Nylon 6/6**

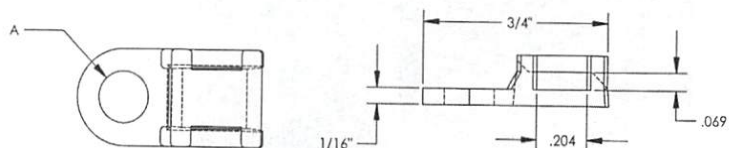
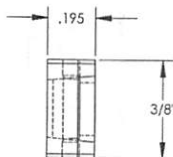
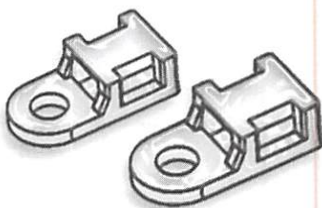


ITEM NUMBER	DESCRIPTION	HOLE SIZE	PANEL THICKNESS
23TA00120	.250 (6,35) CLIP MOUNT	.250 (6,35)	.047/1.108 (1,19/2,74)

### CLIP MOUNTS

Molded in **Natural Nylon 6/6**

Screw clip mount tie holder offers a two way entry and is secured with a #8 or #10 mounting screw.



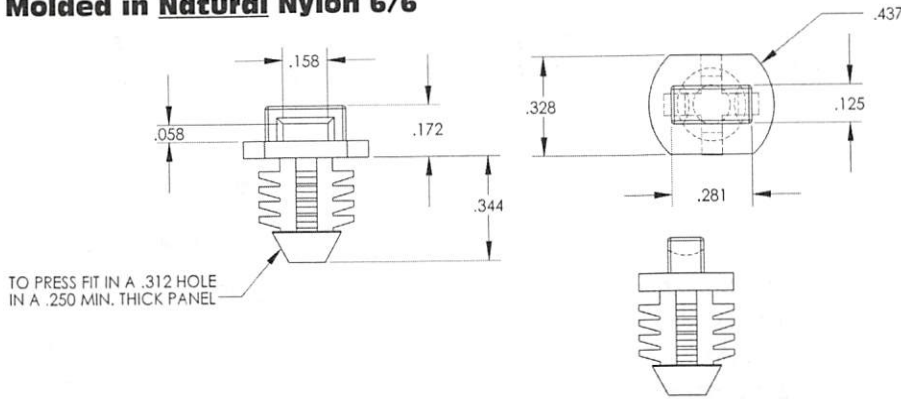
ITEM NUMBER	A	SCREW SIZE
23TA40170	.171 (4,34)	#8
23TA40200	.201 (5,11)	#10

# WIRE HANDLING HARDWARE

SECTION  
VII

## PUSH TIE MOUNT

Molded in **Natural Nylon 6/6**



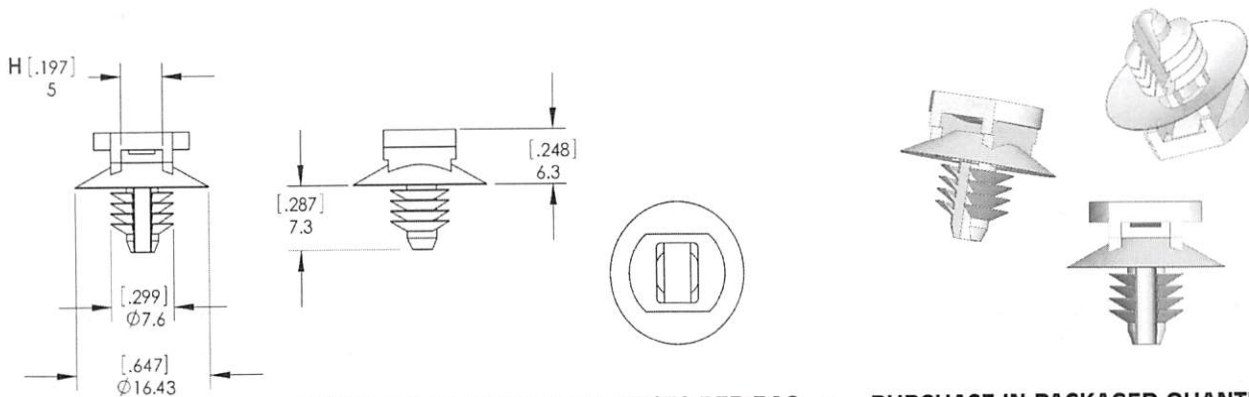
TO PRESS FIT IN A .312 HOLE  
IN A .250 MIN. THICK PANEL

ITEM NUMBER	HOLE SIZE	MINIMUM PANEL THICKNESS
23TAPM312344	.312 (7,92)	.250 (6,35)

## PUSH TIE MOUNT

Molded in **Natural Nylon 6/6**

- MATERIAL: U.L APPROVED NYLON 66, 94V-2
- DRILL .244" (6.2MM) hole on board to fix tie mount and then insert tie into the mount for bundling cables.



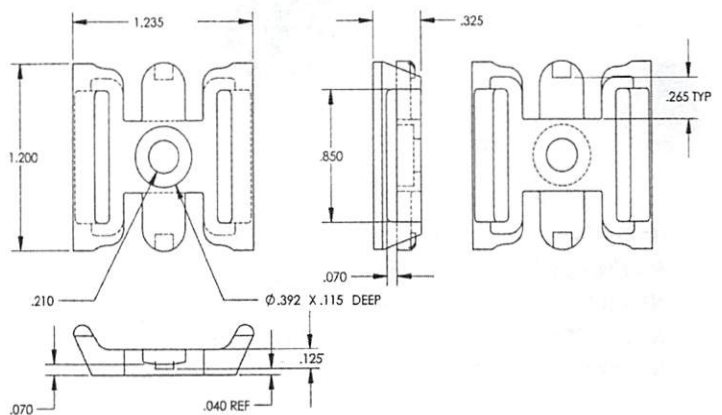
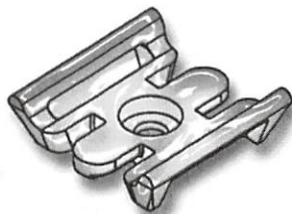

PARTS ARE PACKAGED 100 PIECES PER BAG • PURCHASE IN PACKAGED QUANTITIES ONLY

ITEM NUMBER	H	FITTING	PACKAGING
NM23PM25	.197" 5mm	.299" 7.6mm	100 pcs

## COMBO CRADLE MOUNTS

Molded in **Natural Nylon 6/6**

The combination cradle mount can be secured with a screw or rivet. Part can be used with standard wire ties or hook and loop wire ties.



ITEM NUMBER	DESCRIPTION
23TAHL110340	COMBO CRADLE MOUNT (SCREW OR RIVET MOUNT)

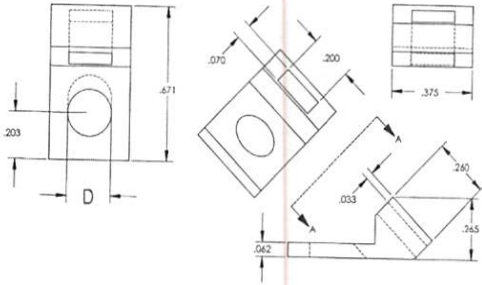
# WIRE HANDLING HARDWARE

## SECTION VII

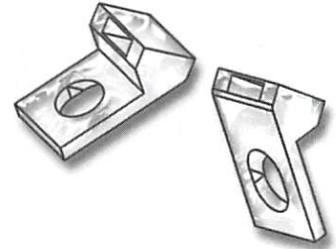
### WIRE TIE MOUNTING BRACKET

Molded in **Natural Nylon 6/6**

Wire Tie Mounting Brackets are for use with ties up to .190 wide and .060 thick. This series of brackets cover mounting screw sizes from #4 through #10. The compact design is ideal for limited space requirements.



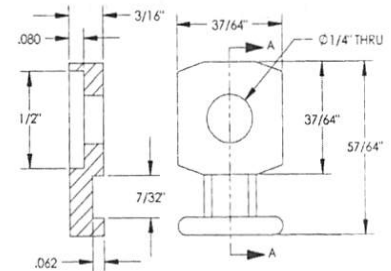
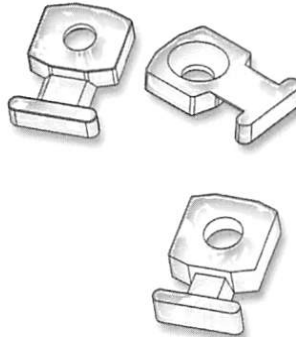
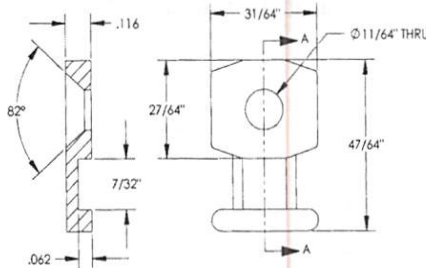
ITEM NUMBER	D
23TA207128	.128 (3,25)
23TA207140	.140 (3,56)
23TA207167	.167 (4,24)
23TA207203	.203 (5,16)



### SCREW TABS

Molded in **Natural Nylon 6/6**

Screw Tabs are designed for use where space is limited. Tabs are fastened with a screw to provide a low profile assembly.



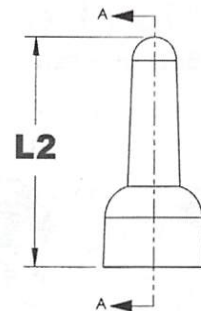
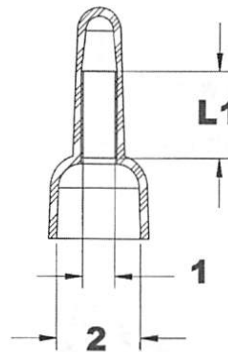
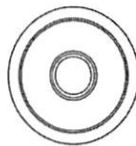
ITEM NUMBER	DESCRIPTION
23TA00200	#8 SCREW TAB

ITEM NUMBER	DESCRIPTION
23TA00250	1/4" (6,35) SCREW TAB

### CLOSED END WIRE CONNECTORS

PARTS ARE PACKAGED 100 PIECES PER BAG • PURCHASE IN PACKAGED QUANTITIES ONLY

- Material: UL approved NYLON 66, 94V-2
- Nylon insulated close-end wire connector
- To apply, insert pre-stripped wires into connector tube and crimp it with crimping tool to hold wires firmly even in vibration.
- Insert is copper - tin plated



ITEM NO.	L1	L2	1	2	PACKAGING	AWG
NM22WC01	.275" 6.9mm	.787" 20mm	.094" 2.4mm	.307" 7.8mm	100 pcs	22-16
NM22WC02	.295" 7.5mm	.787" 20mm	.118" 3.0mm	.307" 7.8mm	100 pcs	16-14
NM22WC05	.335" 8.5mm	1.004" 25.5mm	.165" 4.1mm	.409" 10.3mm	100 pcs	12-10
NM22WC08*	.374" 9.5mm	1.071" 27.2mm	.185" 4.7mm	.472" 12.0mm	100 pcs	8

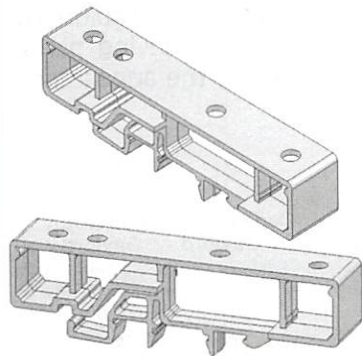

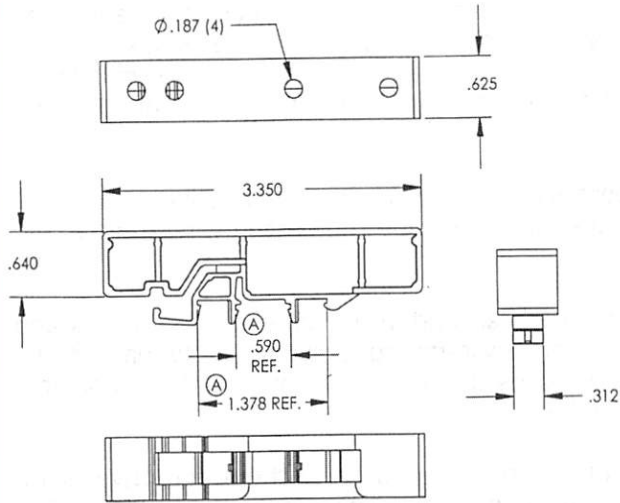
\* NOT UL LISTED

# WIRE HANDLING HARDWARE

SECTION  
VII

## DINN RAIL CLIP

Molded in **Natural Nylon 6/6**



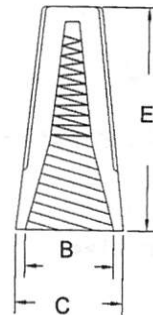
The Dinn Clip attaches to standard Din #2 and #3 rails, and is used to route wire and cables on equipment which uses Din rails. Dinn rails are commonly used on a variety of industrial equipment to mount components on the rails, including PLCs. Until now, there was no product specifically designed for wire/cable routing using the Dinn Rail. The part snaps onto the dinn rail and is easily removable to allow reconfiguration of the wiring. The top of the Dinn Clip accommodates up to 4 wire handling accessory fasteners which mount into the 3/16" diameter (4.8mm) holes on the Dinn Clip. Micro Plastics, Inc. manufactures many wire handling clips which work in conjunction with the Dinn Clip including clips for ribbon cables, wire tie mounts, EZ twist lock mounts, and a wide variety of other clips including other manufacturer's clips - virtually any part that mounts in a 3/16" diameter hole and a 1/16" panel. The Dinn Clip is molded of nylon 6/6 which is an electrical insulator and UL rated 94-V2 for flammability.

ITEM NUMBER	DESCRIPTION
23DRC001	Dinn Rail Clip

## SCREW ON WIRE CONNECTORS

PARTS ARE PACKAGED 100 PIECES PER BAG • PURCHASE IN PACKAGED QUANTITIES ONLY

- Material: PVC Shell with spring inserted
- Strip wires before application
- Maximum temperature 105°C - 221°F



ITEM NO.	COLOR	B	C	E	WIRE COMBINATION
NM22SWC71	Grey	.240"	6.1mm	.338"	8.5mm .598" 15mm MIN#20X1+#22X1 MAX#16X2
NM22SWC72	Blue	.280"	7.1mm	.385"	9.7mm .693" 17.8mm MIN#20X3 MAX#16X3
NM22SWC73	Orange	.374"	9.5mm	.496"	12.6mm .866" 22mm MIN#20X3 MAX#16X3+#18X1
NM22SWC74	Yellow	.425"	10.8mm	.551"	14.0mm .961" 24.4mm MIN#14X1+#18X1 MAX#14X4+#18X1
NM22SWC76	Red	.511"	12.9mm	.645"	16.3mm 1.043" 26.5mm MIN#14X2 MAX#10X2+#12X2



# WIRE HANDLING HARDWARE

## SECTION VII



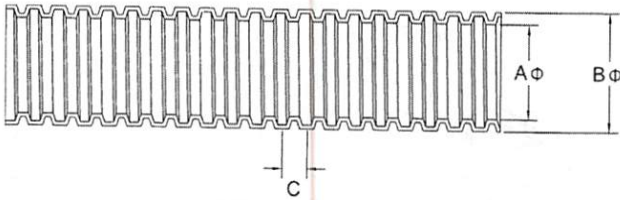
## SPLIT LOOM

A split wire loom is a flexible corrugated tube with an easy opening seam down the side for quick wire insertion and removal. The wire loom is extruded from durable black materials, resistant to temperature and corrosion conditions.

**Split Loom** accommodates any manufacturing application, installing easily to provide the best in wire and harness protection.

Use **Split Loom** around your home on computers and entertainment systems to prevent safety hazards by organizing cords and wires while making them look neat and attractive.

**Split Loom** is commonly used in the automotive, HVAC and appliance industries manufacturing process. The kink-resistant flexible tubing allows easy routing solutions to direct wiring away from heated and moving parts, while the convoluted surface enhances the appearance with a uniform finish.



## SPLIT LOOM

Molded in **Black Polypropylene** - *Split Design*

ITEM NUMBER	SIZE	A REF.	B REF.	C	STANDARD PACKAGING	Code POB Payout Box	Code MG Mini Gaylord	Code BULK Gaylord
22SL0250PP	1/4"	.266" 6.8mm	.395" 10.0mm	.120" 3.05mm	100 ft. roll	200'	4,000'	20,700'
22SL0375PP	3/8"	.419" 10.6mm	.535" 13.6mm	.128" 3.25mm	100 ft. roll	150'	2,000'	10,000'
22SL0500PP	1/2"	.505" 12.8mm	.670" 17.0mm	.143" 3.63mm	100 ft. roll	100'	1,500'	7,500'
22SL0625PP	5/8"	.650" 16.5mm	.825" 21.0mm	.145" 3.68mm	100 ft. roll	75'	900'	5,000'
22SL0750PP	3/4"	.761" 19.3mm	.927" 23.6mm	.144" 3.66mm	100 ft. roll	50'	750'	3,500'
22SL1000PP	1"	.909" 23.1mm	1.033" 26.2mm	.172" 4.37mm	100 ft. roll	40'	500'	3,000'

**PURCHASE IN PACKAGED QUANTITIES ONLY**

## SPLIT LOOM Other Colors Available: ORANGE add code - OR

Molded in **Black Nylon 6** - *Split Design* - ALL BLACK NYLON Split Loom has a GREY stripe.

ITEM NUMBER	SIZE	A REF.	B REF.	C	STANDARD PACKAGING	Code POB Payout Box	Code MG Mini Gaylord	Code BULK Gaylord
22SL0250NYGY	1/4"	.266" 6.8mm	.395" 10.0mm	.120" 3.05mm	100 ft. roll	200'	4,000'	20,700'
22SL0375NYGY	3/8"	.419" 10.6mm	.535" 13.6mm	.128" 3.25mm	100 ft. roll	150'	2,000'	10,000'
22SL0500NYGY	1/2"	.505" 12.8mm	.670" 17.0mm	.143" 3.63mm	100 ft. roll	100'	1,500'	7,500'
22SL0625NYGY	5/8"	.650" 16.5mm	.825" 21.0mm	.145" 3.68mm	100 ft. roll	75'	900'	5,000'
22SL0750NYGY	3/4"	.761" 19.3mm	.927" 23.6mm	.144" 3.66mm	100 ft. roll	50'	750'	3,500'
22SL1000NYGY	1"	.909" 23.1mm	1.033" 26.2mm	.172" 4.37mm	100 ft. roll	40'	500'	3,000'

**PURCHASE IN PACKAGED QUANTITIES ONLY**

## SPLIT LOOM Other Colors Available: RED add code - RD GREEN add code - GR YELLOW add code - YW

Molded in **Black Polyethylene** - *Split Design*

ITEM NUMBER	SIZE	A REF.	B REF.	C	STANDARD PACKAGING	Code POB Payout Box	Code MG Mini Gaylord	Code BULK Gaylord
22SL0250PE	1/4"	.266" 6.8mm	.395" 10.0mm	.120" 3.05mm	100 ft. roll	200'	4,000'	25,000'
22SL0375PE	3/8"	.419" 10.6mm	.535" 13.6mm	.128" 3.25mm	100 ft. roll	150'	2,000'	11,000'
22SL0500PE	1/2"	.505" 12.8mm	.670" 17.0mm	.143" 3.63mm	100 ft. roll	100'	1,500'	8,000'
22SL0625PE	5/8"	.650" 16.5mm	.825" 21.0mm	.145" 3.68mm	100 ft. roll	75'	1,000'	6,000'
22SL0750PE	3/4"	.761" 19.3mm	.927" 23.6mm	.144" 3.66mm	100 ft. roll	50'	750'	4,000'
22SL1000PE	1"	.909" 23.1mm	1.033" 26.2mm	.172" 4.37mm	100 ft. roll	40'	500'	3,000'

**PURCHASE IN PACKAGED QUANTITIES ONLY**


# WIRE HANDLING HARDWARE

SECTION  
VII

## SPLIT LOOM

Material choices include;

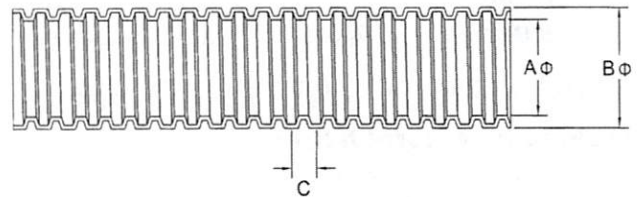
- Standard Polypropylene
- Flame Retardant Polypropylene
- Nylon 6
- Polyethylene



Packaging options include;

- Small quantities of 40 to 200 feet can be packaged in Payout Boxes for ease in dispensing. **Code POB**
- Mini Gaylord boxes can accommodate loom in lengths of 500 to 4,000 feet. **Code MG**
- Bulk ordering in Gaylord boxes and depending on the size, can hold up to 25,000 feet. **Code BULK**

**EXAMPLE: 22SL0250**  
 Size: 1/4" Polyethylene PE Red RD Payout Box POB  
Material Code Custom Color Code Custom Packaging Code



Custom order options include;

- Grey and blue, product identification striping.
- Extruded as corrugate tubing, without the slit opening in the side, for bulk orders.

**MINIMUM ORDER 50M FT  
ON COLORED SPLIT LOOM**

## SPLIT LOOM

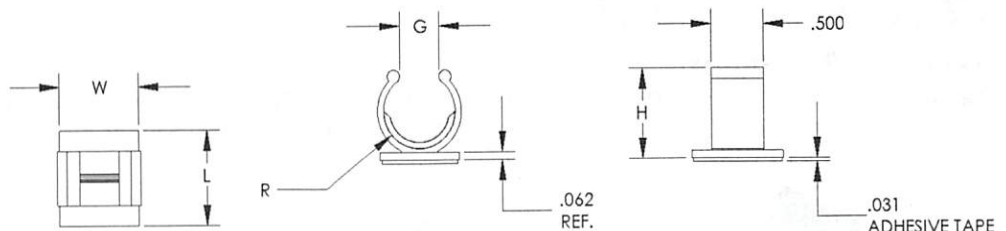

**Molded in Black Polypropylene FLAME RETARDANT - Split Design - ALL FR POLYPROPYLENE Split Loom has a BLUE stripe.**

ITEM NUMBER	SIZE	A REF.	B REF.	C	STANDARD PACKAGING	Code POB Payout Box	Code MG Mini Gaylord	Code BULK Gaylord
22SL0250FRPPBL	1/4"	.266" 6.8mm	.395" 10.0mm	.120" 3.05mm	100 ft. roll	200'	4,000'	20,700'
22SL0375FRPPBL	3/8"	.419" 10.6mm	.535" 13.6mm	.128" 3.25mm	100 ft. roll	150'	2,000'	10,000'
22SL0500FRPPBL	1/2"	.505" 12.8mm	.670" 17.0mm	.143" 3.63mm	100 ft. roll	100'	1,500'	7,500'
22SL0625FRPPBL	5/8"	.650" 16.5mm	.825" 21.0mm	.145" 3.68mm	100 ft. roll	75'	900'	5,000'
22SL0750FRPPBL	3/4"	.761" 19.3mm	.927" 23.6mm	.144" 3.66mm	100 ft. roll	50'	750'	3,500'
22SL1000FRPPBL	1"	.909" 23.1mm	1.033" 26.2mm	.172" 4.37mm	100 ft. roll	40'	500'	3,000'

**PURCHASE IN PACKAGED QUANTITIES ONLY**

## SPLIT LOOM CLIPS - Adhesive Base

**Molded in Black Nylon 6/6**



ITEM NUMBER	SIZE	R	G	W	L	H
22SL0250ADCLIP	1/4"	.400 (10,1)	.220 (5,58)	.750 (19,0)	.750 (19,0)	.512 (13,0)
22SL0375ADCLIP	3/8"	.540 (13,7)	.297 (7,54)	.750 (19,0)	.750 (19,0)	.666 (16,9)
22SL0500ADCLIP	1/2"	.680 (17,2)	.374 (9,49)	.750 (19,0)	.875 (22,2)	.819 (20,8)
22SL0625ADCLIP	5/8"	.840 (21,3)	.462 (11,7)	.750 (19,0)	.875 (22,2)	.995 (25,2)
22SL0750ADCLIP	3/4"	.940 (23,8)	.500 (12,7)	1.000 (25,4)	1.000 (25,4)	1.104 (28,0)
22SL1000ADCLIP	1"	1.140 (28,9)	.575 (14,6)	1.000 (25,4)	1.000 (25,4)	1.324 (33,6)



Get quote »

Angic Global Solutions

1-888-872-0690

TELEPHONE: (870) 4

plastics.com • WE

<https://www.AngicGlobal.com> Sales@AngicGlobal.com

INC. 223

# CIRCUIT BOARD HARDWARE

## SECTION VIII

### CAPACITOR MOUNTS

Molded in **Natural Nylon 6/6**



22CM00200

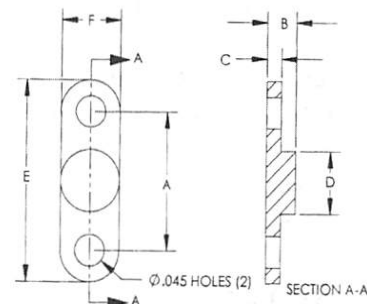


22CM00150



22CM00100

Accurately positions capacitors or discrete components on P.C. Board.

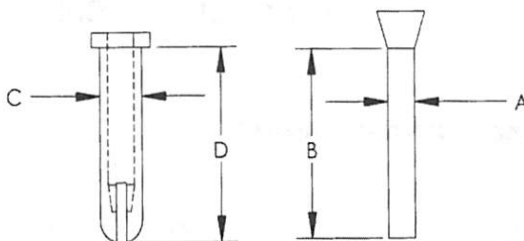



ITEM NUMBER	DESCRIPTION	A	B	C	D	E	F
22CM0100	CM-100	.100 (2,54)	.045 (1,14)	.022 (0,56)	.050/.070 (1,27)/(1,78)	.180 (4,57)	.090 (2,29)
22CM0150	CM-150	.150 (3,81)	.045 (1,14)	.022 (0,56)	.090/.125 (2,29)/(3,18)	.270 (6,86)	.125 (3,18)
22CM0200	CM-200	.200 (5,08)	.045 (1,14)	.022 (0,56)	.090 (2,29)	.290 (7,37)	.090 (2,29)

### TWO - PIECE FASTENER FOR USE WITH EDGE CONNECTOR ASSEMBLY

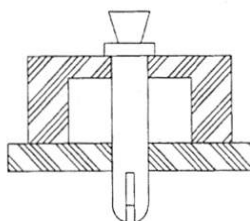
Molded in **Natural Nylon 6/6**

Body Item "A" is inserted through the connector and through the chassis. Pin Item "B" then is pushed or tapped into the body to secure the connector to the chassis. Head design of the pin permits easy removal, connector then can be easily replaced.



#### BODY ITEM "A"

ITEM NUMBER	C	D
27TPF0001A	.109 (2,76)	.305 (7,74)
27TPF0002A	.110 (2,79)	.350 (8,88)
27TPF0003A	.110 (2,79)	.480 (12,19)
27TPF0004A	.096 (2,43)	.340 (8,63)



#### PIN ITEM "B"


ITEM NUMBER	B	A
27TPF0001B	.330 (8,38)	.069 (1,75)
27TPF0002B	.360 (9,14)	.069 (1,75)
27TPF0003B	.455 (11,55)	.069 (1,75)
27TPF0004B	.340 (8,63)	.062 (1,57)

### TRANSISTOR INSULATORS

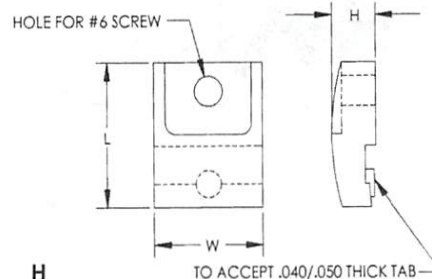

Molded in **Natural Nylon 6/6**

Transistor insulators are molded in Nylon 6/6 material. The insulators are designed to separate the mounting screw from the transistor. Parts are also available in black glassfilled nylon upon request.

21TI001



21TI002



ITEM NUMBER	DESCRIPTION	L LENGTH	W WIDTH	H HEIGHT
21TI001	TRANSISTOR INSULATOR	.680 (17,27)	.476 (12,09)	.219 (5,56)
21TI002	TRANSISTOR INSULATOR	.735 (18,67)	.590 (14,99)	.240 (6,10)

# CIRCUIT BOARD HARDWARE

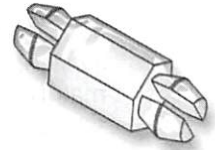
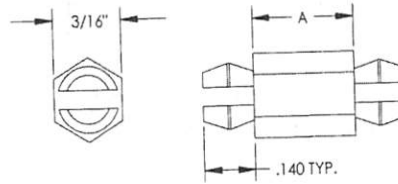
SECTION  
VIII

## LOCKING HEX SPACERS

Molded in **Natural Nylon 6/6**

Economical Locking Spacers eliminate screws, nuts and lock washers in mounting P.C. boards on metal chassis or stacking in multiple tiers. Unique locking clips provide a mechanically secure, reusable connection in predrilled or punched holes while saving considerable assembly time.

FITS HOLE SIZE OF .152  
BOARD THICKNESS 1/16

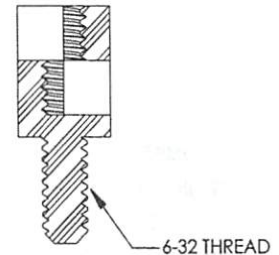
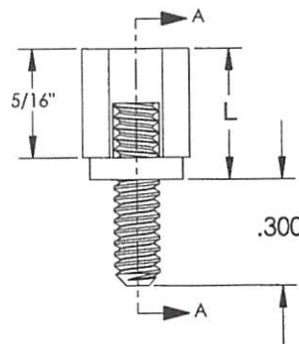
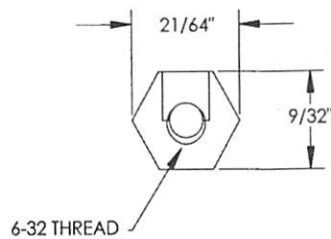
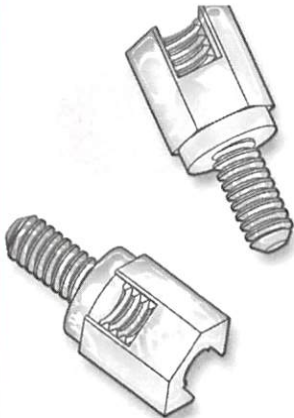


ITEM NUMBER	DESCRIPTION	A
27MPH00276	MPH 276	.276 (7,01)

## MALE-FEMALE CIRCUIT BOARD SUPPORT

Molded in **Natural Nylon 6/6**

Nylon 6/6 rated UL94V2  
male/female thread with  
3/8" board spacing.

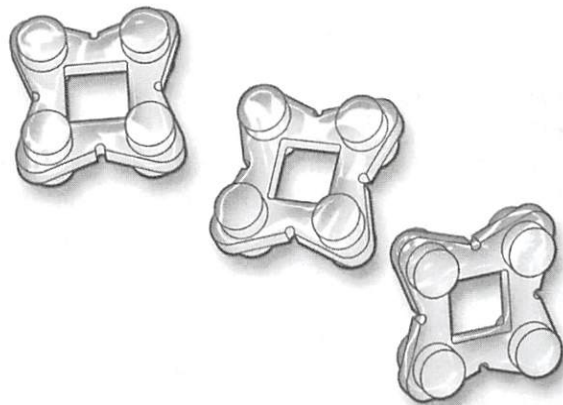
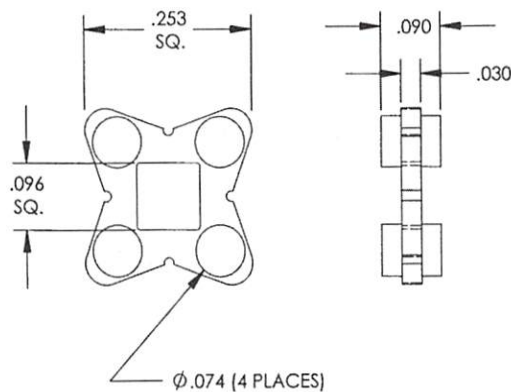


ITEM NUMBER	L	DESCRIPTION
27TMF0375	3/8"	Male-Female Circuit Board Support
27TMF0625	5/8"	Male-Female Circuit Board Support

## SQUARE STANDOFF LED MOUNT

Molded in **Natural Nylon 6/6**

LED Mount provides secure mounting of both two and three lead devices. Nylon mount provides protection from heat, shock and vibration. Symmetrical design with feet on both sides eliminating need for specific side rotation.



ITEM NUMBER	DESCRIPTION
18TRM001	TRM 001



Get quote »

elastics.com • WEB

Angic Global Solutions

1-888-872-0690

TELEPHONE: (870) 4

<https://www.AngicGlobal.com> Sales@AngicGlobal.com NC. 225

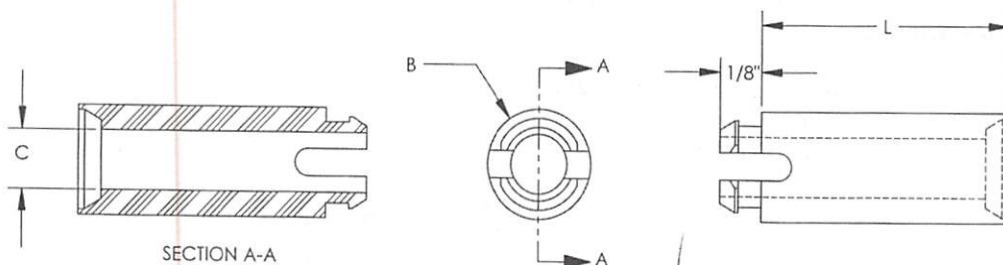
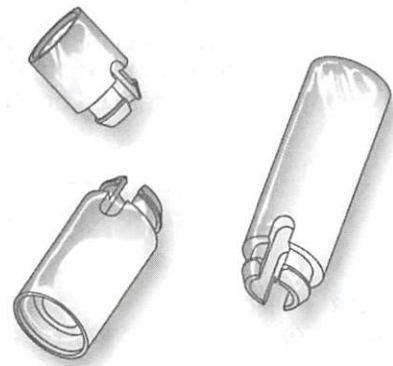
# CIRCUIT BOARD HARDWARE

## SECTION VIII

### STACKABLE SNAP-IN STANDOFF

Molded in Natural Nylon 6/6

Micro Plastics' stackable snap-in standoffs are available in #4, #6, and #8 screw sizes from 1/8" long to 1" long. Standoffs are molded in Nylon 6/6 material and are also available in UL94-VO Nylon. Part snaps into board and maintains spacing when screw is removed. Parts are stackable, self-aligning, and self-retaining to provide screw insulation in multi-level applications.



**New  
SIZE**

*J CD*

ITEM NUMBER	DESCRIPTION	SCREW SIZE	B	C	L	MOUNTING HOLE	PANEL THICKNESS
13STS004012	#4 X 1/8"	Snap-in Standoff #4	* .260 (6,60)	.125 (3,18)	1/8 (3,18)	.187 (4,75)	.062 (1,57)
13STS004018	#4 X 3/16"	Snap-in Standoff #4	* .260 (6,60)	.125 (3,18)	3/16 (4,75)	.187 (4,75)	.062 (1,57)
13STS004025	#4 X 1/4"	Snap-in Standoff #4	* .260 (6,60)	.125 (3,18)	1/4 (6,35)	.187 (4,75)	.062 (1,57)
13STS004031	#4 X 5/16"	Snap-in Standoff #4	* .260 (6,60)	.125 (3,18)	5/16 (7,94)	.187 (4,75)	.062 (1,57)
13STS004037	#4 X 3/8"	Snap-in Standoff #4	* .260 (6,60)	.125 (3,18)	3/8 (9,53)	.187 (4,75)	.062 (1,57)
13STS004043	#4 X 7/16"	Snap-in Standoff #4	* .260 (6,60)	.125 (3,18)	7/16 (11,11)	.187 (4,75)	.062 (1,57)
13STS004050	#4 X 1/2"	Snap-in Standoff #4	* .260 (6,60)	.125 (3,18)	1/2 (12,70)	.187 (4,75)	.062 (1,57)
13STS004062	#4 X 5/8"	Snap-in Standoff #4	* .260 (6,60)	.125 (3,18)	5/8 (15,88)	.187 (4,75)	.062 (1,57)
13STS004068	#4 X 11/16"	Snap-in Standoff #4	* .260 (6,60)	.125 (3,18)	11/16 (1,73)	.187 (4,75)	.062 (1,57)
13STS006025	#6 X 1/4"	Snap-in Standoff #6	5/16 (7,94)	.153 (3,88)	1/4 (6,35)	.234 (5,94)	.062 (1,57)
13STS006031	#6 X 5/16"	Snap-in Standoff #6	5/16 (7,94)	.153 (3,88)	5/16 (7,94)	.234 (5,94)	.062 (1,57)
13STS006037	#6 X 3/8"	Snap-in Standoff #6	5/16 (7,94)	.153 (3,88)	3/8 (9,53)	.234 (5,94)	.062 (1,57)
13STS006043	#6 X 7/16"	Snap-in Standoff #6	5/16 (7,94)	.153 (3,88)	7/16 (11,11)	.234 (5,94)	.062 (1,57)
13STS006050	#6 X 1/2"	Snap-in Standoff #6	5/16 (7,94)	.153 (3,88)	1/2 (12,70)	.234 (5,94)	.062 (1,57)
13STS006062	#6 X 5/8"	Snap-in Standoff #6	5/16 (7,94)	.153 (3,88)	5/8 (15,88)	.234 (5,94)	.062 (1,57)
13STS006075	#6 X 3/4"	Snap-in Standoff #6	5/16 (7,94)	.153 (3,88)	3/4 (19,05)	.234 (5,94)	.062 (1,57)
13STS006087	#6 X 7/8"	Snap-in Standoff #6	5/16 (7,94)	.153 (3,88)	7/8 (22,23)	.234 (5,94)	.062 (1,57)
13STS006100	#6 X 1"	Snap-in Standoff #6	5/16 (7,94)	.153 (3,88)	1 (25,40)	.234 (5,94)	.062 (1,57)
13STS008025	#8 X 1/4"	Snap-in Standoff #8	5/16 (7,94)	.169 (4,29)	1/4 (6,35)	.234 (5,94)	.062 (1,57)
13STS008031	#8 X 5/16"	Snap-in Standoff #8	5/16 (7,94)	.169 (4,29)	5/16 (7,94)	.234 (5,94)	.062 (1,57)
13STS008037	#8 X 3/8"	Snap-in Standoff #8	5/16 (7,94)	.169 (4,29)	3/8 (9,53)	.234 (5,94)	.062 (1,57)
13STS008043	#8 X 7/16"	Snap-in Standoff #8	5/16 (7,94)	.169 (4,29)	7/16 (11,11)	.234 (5,94)	.062 (1,57)
13STS008050	#8 X 1/2"	Snap-in Standoff #8	5/16 (7,94)	.169 (4,29)	1/2 (12,70)	.234 (5,94)	.062 (1,57)
13STS008062	#8 X 5/8"	Snap-in Standoff #8	5/16 (7,94)	.169 (4,29)	5/8 (15,88)	.234 (5,94)	.062 (1,57)
13STS008075	#8 X 3/4"	Snap-in Standoff #8	5/16 (7,94)	.169 (4,29)	3/4 (19,05)	.234 (5,94)	.062 (1,57)
13STS008087	#8 X 7/8"	Snap-in Standoff #8	5/16 (7,94)	.169 (4,29)	7/8 (22,23)	.234 (5,94)	.062 (1,57)
13STS008093	#8 X 1 1/8"	Snap-in Standoff #8	5/16 (7,94)	.169 (4,29)	15/16" (23,79)	.234 (5,94)	.062 (1,57)
13STS008100	#8 X 1"	Snap-in Standoff #8	5/16 (7,94)	.169 (4,29)	1 (25,40)	.234 (5,94)	.062 (1,57)



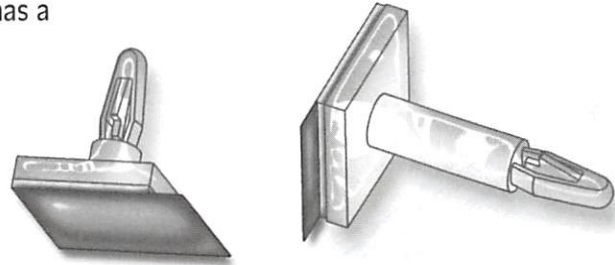
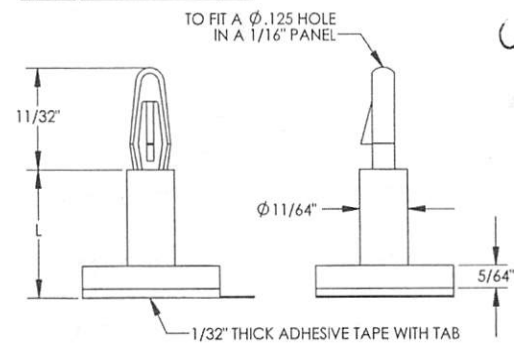
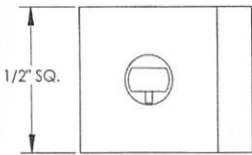
# CIRCUIT BOARD HARDWARE

SECTION  
VIII

## MINI LOCKING P.C.B. SUPPORT

Molded in **Natural Nylon 6/6**

Micro Plastics' adhesive based mini locking printed circuit board supports are molded in natural colored Nylon 6/6 material. Ideal for smaller sized circuit boards. Double adhesive foam tape has a release tab for easy removal of backing.

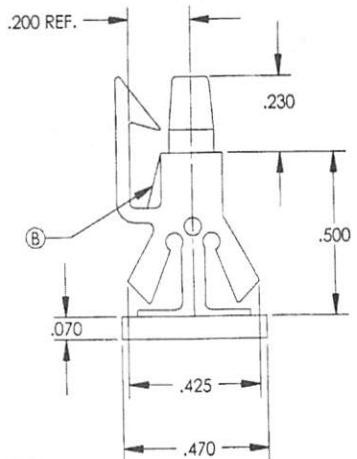


ITEM NUMBER	DESCRIPTION	"L"
27MLAD0187TAB	MLAD 187	3/16" (4,76)
27MLAD0250TAB	MLAD 250	1/4" (6,35)
27MLAD0312TAB	MLAD 312	5/16" (7,93)
27MLAD0375TAB	MLAD 375	3/8" (9,52)
27MLAD0437TAB	MLAD 437	7/16" (11,11)
27MLAD0500TAB	MLAD 500	1/2" (12,70)
27MLAD0562TAB	MLAD 562	9/16" (14,28)
27MLAD0625TAB	MLAD 625	5/8" (15,87)



Heavy duty nylon 6/6 support snaps into P.C. board from bottom. Locking arm clips to the side of the P.C. board making for easy removal and replacement of P.C. boards. Support does not rotate in chassis or positioning holes. Board clearance may vary depending on chassis thickness. Parts are molded in black nylon.

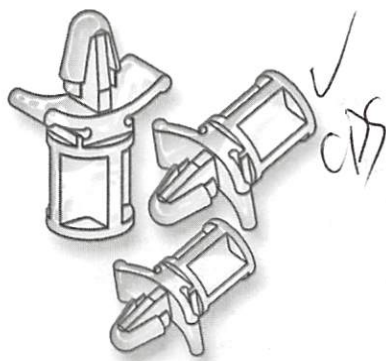
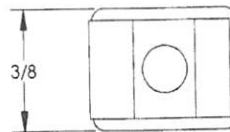
When ordering parts in natural nylon, use "N" as a suffix.



## HEAVY DUTY P.C.B. SUPPORT

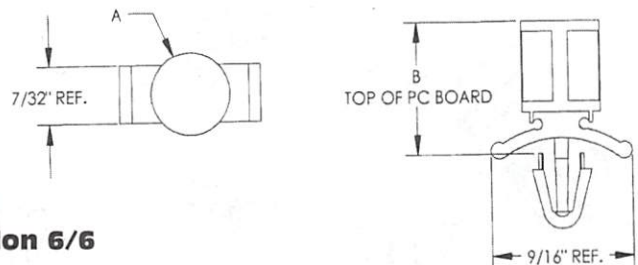
Molded in **Black Nylon 6/6**

ITEM NUMBER	BOARD CLEARANCE	HOLE DIA.	HOLE SIZE
27HDEC00500	.430 (10,92) -.460 (11,68)	.157 (3,99)	.312 (7,92) X .375 (9,53)



## PUSH SPACERS

Molded in **Natural Nylon 6/6**



ITEM NUMBER	A	B	PANEL THICKNESS	HOLE SIZE
27PS00250	9/32 (7,14)	5/16 (7,93)	.062 (1,57)	.187 (4,75)
27PS00500	5/16 (7,93)	1/2 (12,70)	.093 (2,29)	.187 (4,75)
27PS00500A	5/16 (7,93)	1/2 (12,70)	.062 (1,57)	.187 (4,75)
27PS00625	9/32 (7,14)	11/16 (17,46)	.062 (1,57)	.187 (4,75)



Get quote »

Angic Global Solutions

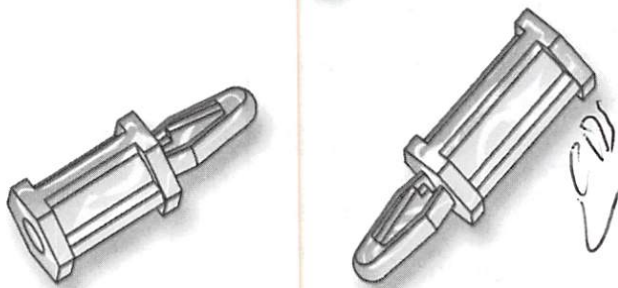
1-888-872-0690

# CIRCUIT BOARD HARDWARE

## SECTION VIII

### FEMALE CIRCUIT BOARD POSTS

Molded in **Natural Nylon 6/6**

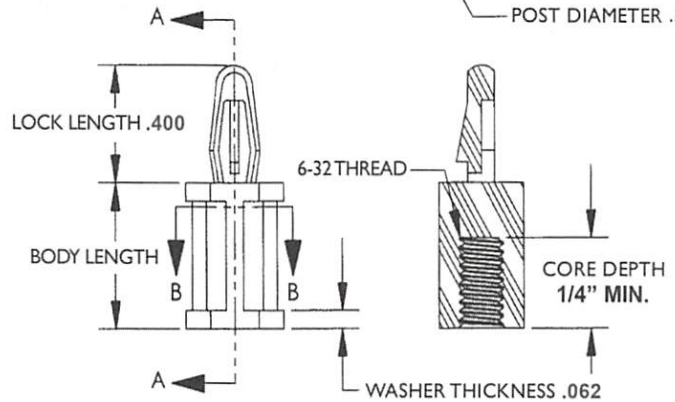


HOLE SIZE - .156  
PANEL THICKNESS - 1/16"

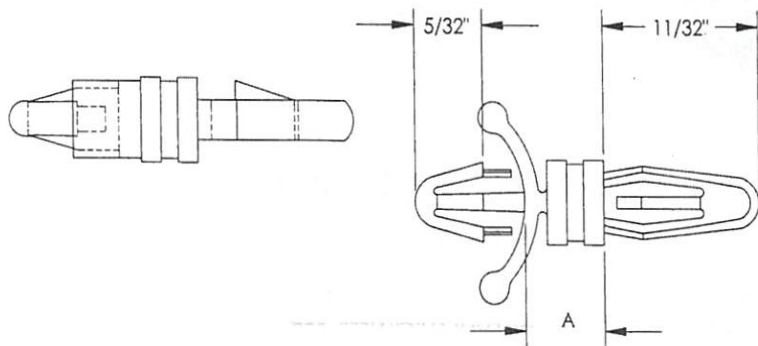


HEX OD .312

POST DIAMETER .218



ITEM NUMBER	DESCRIPTION	BODY LENGTH
27FTP00375A	FTA-A 375	.375 (9,53)
27FTP00500A	FTA-A 500	.500 (12,70)
27FTP00625A	FTA-A 625	.625 (15,88)
27FTP00750A	FTA-A 750	.750 (19,05)
27FTP00875A	FTA-A 875	.875 (22,23)
27FTP01000A	FTA-A 1000	1.000 (25,40)
27FTP01125A	FTA-A 1125	1.125 (28,58)
27FTP01250A	FTA-A 1250	1.250 (31,75)
27FTP01406A	FTA-A 1406	1.406 (35,71)



BOTH ENDS  
HOLE DIAMETER .125  
PANEL THICKNESS 1/16"

### P.C.B. SUPPORTS

Molded in **Natural Nylon 6/6**

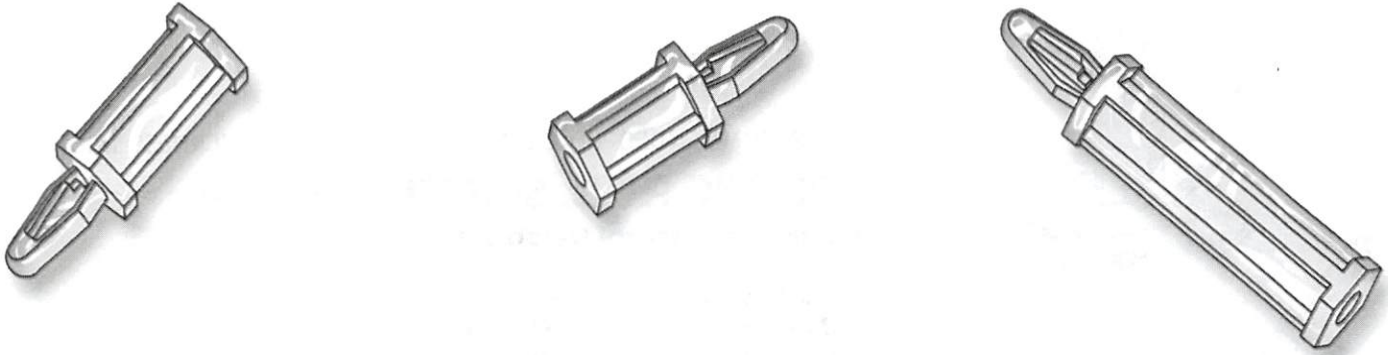
ITEM NUMBER	DESCRIPTION	A
27MLLP0187	MLLP 187	.187 (4,75)
27MLLP0250	MLLP 250	.250 (6,35)
27MLLP0375	MLLP 375	.375 (9,53)
27MLLP0437	MLLP 437	.437 (11,10)
27MLLP0500	MLLP 500	.500 (12,70)
27MLLP0562	MLLP 562	.562 (14,27)
27MLLP0625	MLLP 625	.625 (15,88)

# CIRCUIT BOARD HARDWARE

SECTION  
VIII

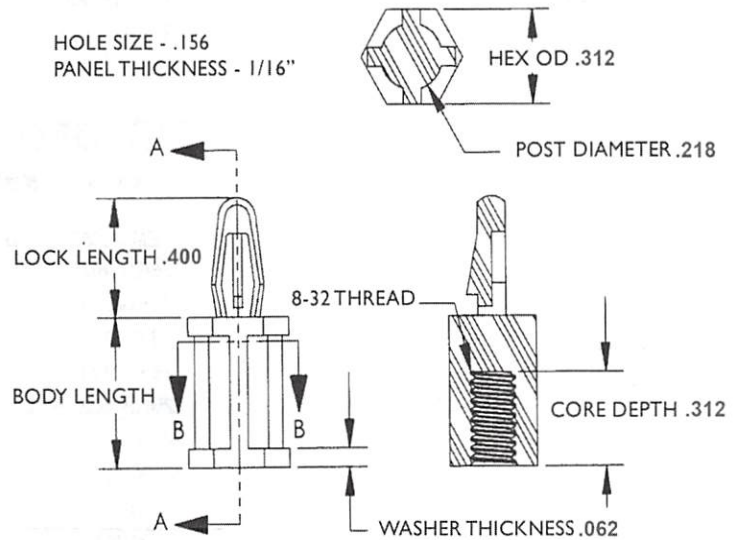
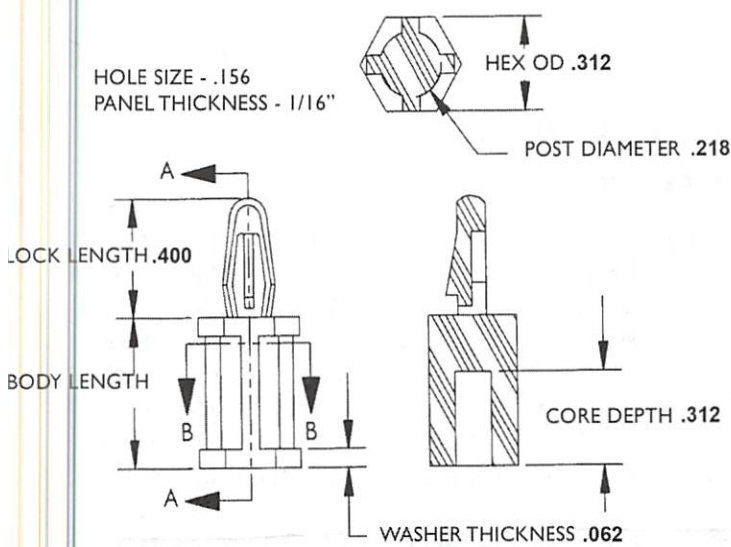
## FEMALE CIRCUIT BOARD POSTS

Molded in Natural Nylon 6/6



**NOTE: SELF-THREADING POSTS ARE DESIGNED FOR USE WITH A #6 SELF-TAPPING SCREW.**

PANEL THICKNESS 1/16"



### SELF-THREADING

ITEM NUMBER	DESCRIPTION	BODY LENGTH
27FSTP00250*	FSTP 250	.250 (6,35)
27FSTP00375	FSTP 375	.375 (9,53)
27FSTP00500	FSTP 500	.500 (12,70)
27FSTP00625	FSTP 625	.625 (15,88)
27FSTP00750	FSTP 750	.750 (19,05)
27FSTP00875	FSTP 875	.875 (22,23)
27FSTP01000	FSTP 1000	1.000 (25,40)
27FSTP01125	FSTP 1125	1.125 (28,58)
27FSTP01250	FSTP 1250	1.250 (31,75)
27FSTP01406	FSTP 1406	1.406 (35,71)

\* 1/4" length has a thread depth of 13/64"

### THREADED

ITEM NUMBER	DESCRIPTION	BODY LENGTH
27FTP00250*	FTP 250	.250 (6,35)
27FTP00375	FTP 375	.375 (9,53)
27FTP00500	FTP 500	.500 (12,70)
27FTP00625	FTP 625	.625 (15,88)
27FTP00750	FTP 750	.750 (19,05)
27FTP00875	FTP 875	.875 (22,23)
27FTP01000	FTP 1000	1.000 (25,40)
27FTP01125	FTP 1125	1.125 (28,58)
27FTP01250	FTP 1250	1.250 (31,75)
27FTP01406	FTP 1406	1.406 (35,71)

\* 1/4" length has a thread depth of 13/64"



Get quote »

Angic Global Solutions

1-888-872-0690

TELEPHONE: (870) 45

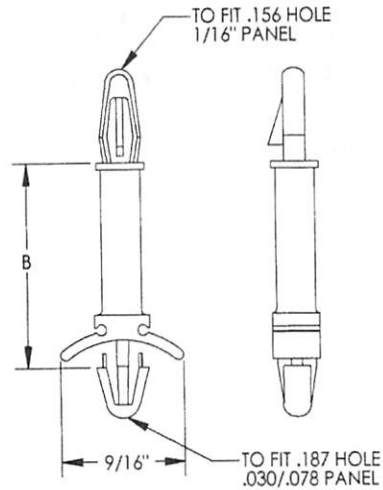
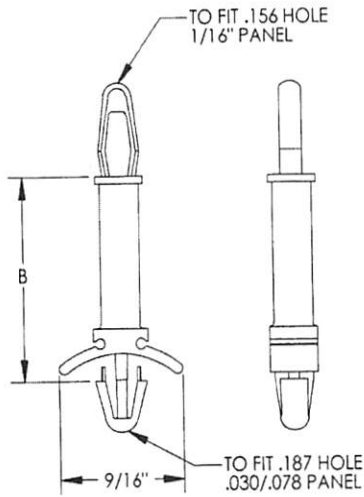
astics.com • WEB

<https://www.AngicGlobal.com> Sales@AngicGlobal.com NC. 229

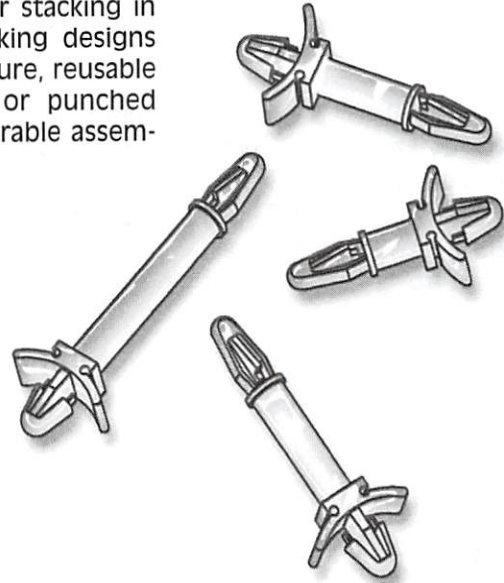
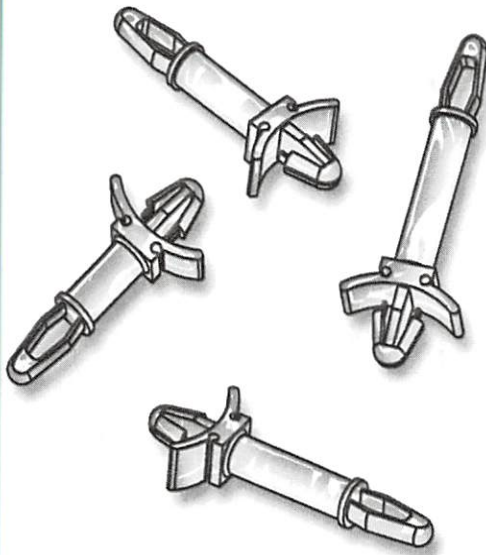


# CIRCUIT BOARD HARDWARE

SECTION  
**VIII**



Micro Plastics' Circuit Board Supports eliminate screws, nuts, and lockwashers in mounting printed circuit boards on metal chassis or stacking in multiple tiers. Unique locking designs provide a mechanically secure, reusable connection in predrilled or punched holes while saving considerable assembly time and expense.



## "LOCK/TENSION" SERIES P.C.B. SUPPORTS

Molded in Natural Nylon 6/6

THE "LTP" SERIES IS DESIGNED TO SECURELY LOCK TO THE BOTTOM CHASSIS AND SNAP INTO TOP BOARD.

ITEM NUMBER	DESCRIPTION	B
27LTP0187	3/16" LOCK/TENSION	.307 (7,80)
27LTP0250	1/4" LOCK/TENSION	.365 (9,27)
27LTP0375	3/8" LOCK/TENSION	.479 (12,16)
27LTP0437	7/16" LOCK/TENSION	.557 (14,15)
27LTP0500	1/2" LOCK/TENSION	.625 (15,88)
27LTP0625	5/8" LOCK/TENSION	.745 (18,92)
27LTP0750	3/4" LOCK/TENSION	.870 (22,10)
27LTP0875	7/8" LOCK/TENSION	.995 (25,27)
27LTP1000	1" LOCK/TENSION	1.120 (28,45)
27LTP1125	1 1/8" LOCK/TENSION	1.245 (31,62)
27LTP1250	1 1/4" LOCK/TENSION	1.370 (34,80)
27LTP1375	1 3/8" LOCK/TENSION	1.495 (37,97)
27LTP1750	1 3/4" LOCK/TENSION	1.810 (45,97)

## "LOCK/LOCK" SERIES P.C.B. SUPPORTS

Molded in Natural Nylon 6/6

THE "LLP" SERIES IS DESIGNED TO SECURELY LOCK BOTH THE CHASSIS END AND THE PRINTED CIRCUIT BOARD ON TOP.

ITEM NUMBER	DESCRIPTION	B
27LLP0125	1/8" LOCK/LOCK	.210 (5,33)
27LLP0187	3/16" LOCK/LOCK	.307 (7,80)
27LLP0250	1/4" LOCK/LOCK	.365 (9,27)
27LLP0375	3/8" LOCK/LOCK	.495 (12,57)
27LLP0437	7/16" LOCK/LOCK	.557 (14,15)
27LLP0500	1/2" LOCK/LOCK	.625 (15,88)
27LLP0625	5/8" LOCK/LOCK	.745 (18,92)
27LLP0750	3/4" LOCK/LOCK	.870 (22,10)
27LLP0875	7/8" LOCK/LOCK	.995 (25,27)
27LLP1000	1" LOCK/LOCK	1.120 (28,45)
27LLP1125	1 1/8" LOCK/LOCK	1.245 (31,62)
27LLP1250	1 1/4" LOCK/LOCK	1.370 (34,80)
27LLP1375	1 3/8" LOCK/LOCK	1.495 (37,97)
27LLP1750	1 3/4" LOCK/LOCK	1.810 (45,97)



Get quote »

Angic Global Solutions

1-888-872-0690

TELEPHONE: (870) 45

astics.com • WEB

<https://www.AngicGlobal.com>

[Sales@AngicGlobal.com](mailto:Sales@AngicGlobal.com)


231

# CIRCUIT BOARD HARDWARE

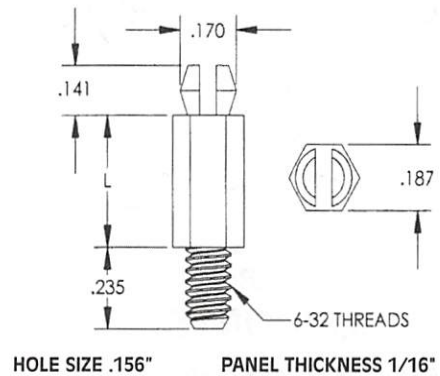
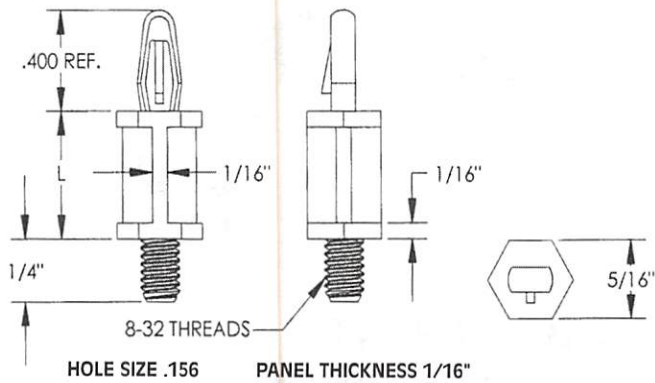
SECTION  
**VIII**

## LOCKING MINIATURE SUPPORT POSTS "MLSP" SERIES

Molded in **Natural Nylon 6/6**



ITEM NUMBER	A	HOLE SIZE	PANEL THICKNESS	SHANK STYLE
27MLSP00187	.187 (4,75)	.125 (3,18)	.062 (1,57)	B
27MLSP00312	.312 (7,92)	.125 (3,18)	.062 (1,57)	A
27MLSP00562	.562 (14,27)	.125 (3,18)	.062 (1,57)	A
27MLSP00625	.625 (15,88)	.125 (3,18)	.062 (1,57)	A



**METRIC Sizes**  
Also Available  
Page 284

## "LOCKING LMTM" SERIES MALE PCB SUPPORT POSTS

Molded in **Natural Nylon 6/6**

ITEM NUMBER	DESCRIPTION	L
27LMTM00250	LMTM 250	.250 (6,35)
27LMTM00375	LMTM 375	.375 (9,53)
27LMTM00500	LMTM 500	.500 (12,70)
27LMTM00625	LMTM 625	.625 (15,88)
27LMTM00750	LMTM 750	.750 (19,05)
27LMTM00875	LMTM 875	.875 (22,23)
27LMTM01000	LMTM 1000	1.000 (25,40)
27LMTM01125	LMTM 1125	1.125 (28,58)
27LMTM01500	LMTM 1500	1.500 (38,10)

## "MTP" SERIES MALE PCB SUPPORT POSTS

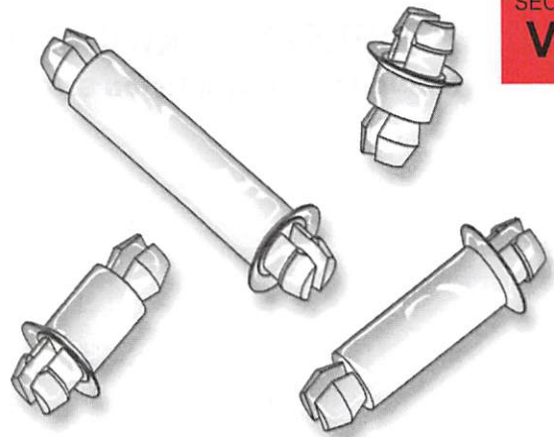
Molded in **Natural Nylon 6/6**

ITEM NUMBER	DESCRIPTION	L
27MTP00125	MTP 125	.125 (3,18)
27MTP00187	MTP 187	.187 (4,75)
27MTP00250	MTP 250	.250 (6,35)
27MTP00375	MTP 375	.375 (9,53)
27MTP00395	MTP 395	.395 (10,03)
27MTP00500	MTP 500	.500 (12,70)
27MTP00625	MTP 625	.625 (15,88)
27MTP00750	MTP 750	.750 (19,05)
27MTP00875	MTP 875	.875 (22,23)

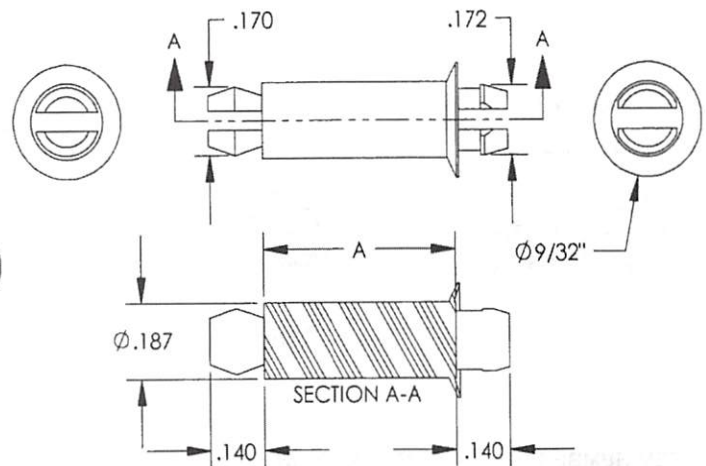
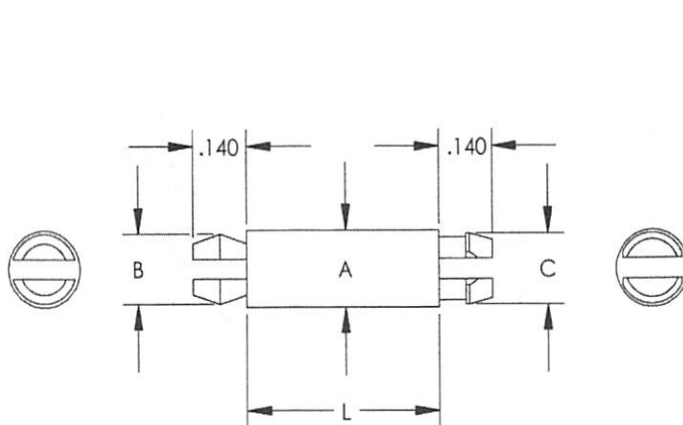


# CIRCUIT BOARD HARDWARE

SECTION  
VIII



Economical locking spacers eliminate screws, nuts and lock washers in mounting P.C. Boards on metal chassis or stacking in multiple tiers. Unique locking clips provide a mechanically secure, reusable connection in predrilled or punched holes while saving considerable assembly time. The new improved "MSP" series greatly increases stability and integrity of the printed circuit board assembly, while improving the pull-out strength of the connection.



RECOMMENDED HOLE SIZE .156"  
PANEL THICKNESS 1/16"

PARTS CAN BE FURNISHED COLOR CODED FOR IDENTIFICATION.

"MP" SERIES  
**P.C.B. POSTS**

Molded in Natural Nylon 6/6

**METRIC Sizes**  
Also Available  
Page 284

"MSP" SERIES  
**P.C.B. POSTS**

Molded in Natural Nylon 6/6

*CPS*

\* FITS HOLE SIZE OF .093"

ITEM NUMER	DESCRIPTION	"L"	"A"	"B"	"C"
27MP00125	MP 125	.125 (3,18)	.187 (4,75)	.170 (4,32)	.172 (4,37)
27MP00197	MP 197	.197 (5,00)	.187 (4,75)	.170 (4,32)	.172 (4,37)
27MP00250	MP 250	.250 (6,35)	.187 (4,75)	.170 (4,32)	.172 (4,37)
27MP00312	MP 312	.312 (7,92)	.187 (4,75)	.170 (4,32)	.172 (4,37)
27MP00375	MP 375	.375 (9,53)	.187 (4,75)	.170 (4,32)	.172 (4,37)
27MP00437	MP 437	.437 (11,11)	.187 (4,75)	.170 (4,32)	.172 (4,37)
* 27MP00437S	MP 437S	.437 (11,11)	.125 (3,18)	.104 (2,64)	.108 (2,74)
27MP00500	MP 500	.500 (12,70)	.187 (4,75)	.170 (4,32)	.172 (4,37)
27MP00625	MP 625	.625 (15,88)	.187 (4,75)	.170 (4,32)	.172 (4,37)
27MP00750	MP 750	.750 (19,05)	.187 (4,75)	.170 (4,32)	.172 (4,37)
27MP00875	MP 875	.875 (22,23)	.187 (4,75)	.170 (4,32)	.172 (4,37)
27MP01000	MP1000	1.00 (25,40)	.187 (4,75)	.170 (4,32)	.172 (4,37)
27MP01950	MP1950	1.95 (49,53)	.187 (4,75)	.170 (4,32)	.172 (4,37)

ITEM NUMBER	DESCRIPTION	"A"
27MSP00125	MSP 125	.125 (3,18)
27MSP00156	MSP 156	.156 (3,96)
27MSP00250	MSP 250	.250 (6,35)
27MSP00276	MSP 276	.276 (7,00)
27MSP00312	MSP 312	.312 (7,92)
27MSP00375	MSP 375	.375 (9,53)
27MSP00437	MSP 437	.437 (11,11)
27MSP00472	MSP 472	.472 (12,00)
27MSP00500	MSP 500	.500 (12,70)
27MSP00625	MSP 625	.625 (15,88)
27MSP00700	MSP 700	.690 (17,53)
27MSP00750	MSP 750	.750 (19,05)
27MSP00875	MSP 875	.875 (22,23)
27MSP01000	MSP1000	1.00 (25,40)
27MSP01800	MSP1800	1.80 (45,72)



Get quote »

astics.com • WEB:

Angic Global Solutions

1-888-872-0690

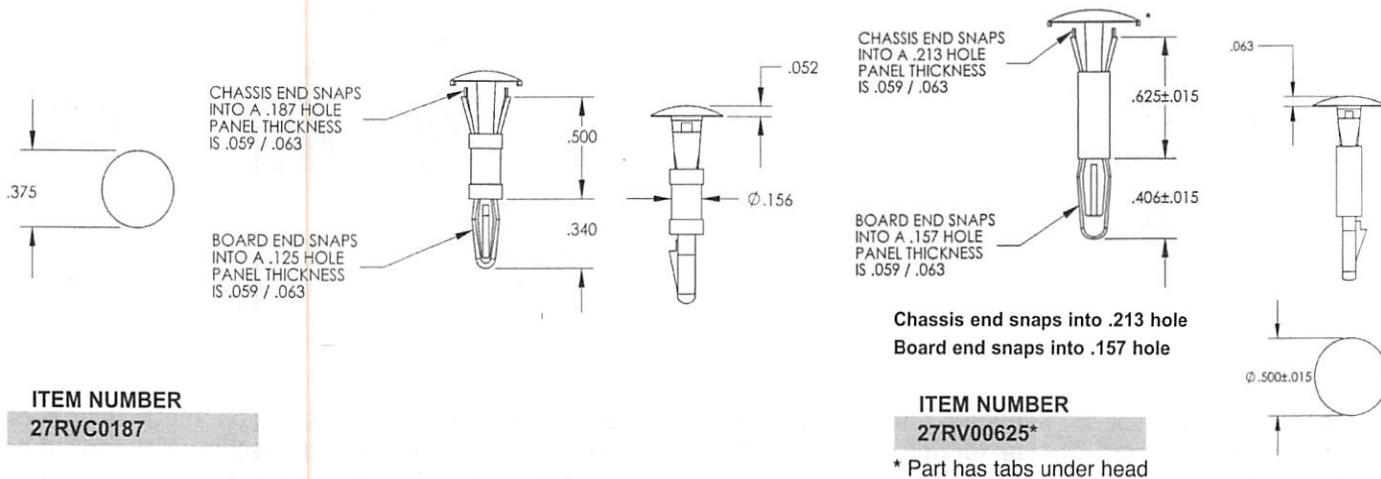
<https://www.AngicGlobal.com> Sales@AngicGlobal.com

# CIRCUIT BOARD HARDWARE

## SECTION VIII

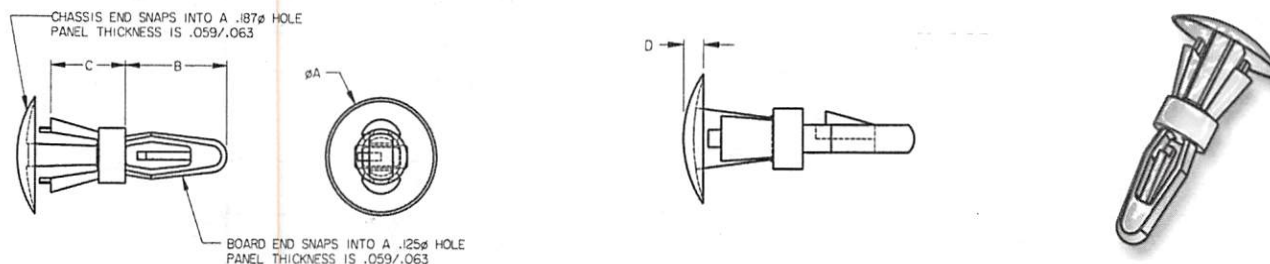
### REVERSE LOCKING CIRCUIT BOARD SUPPORTS

Molded in **Natural Nylon 6/6**

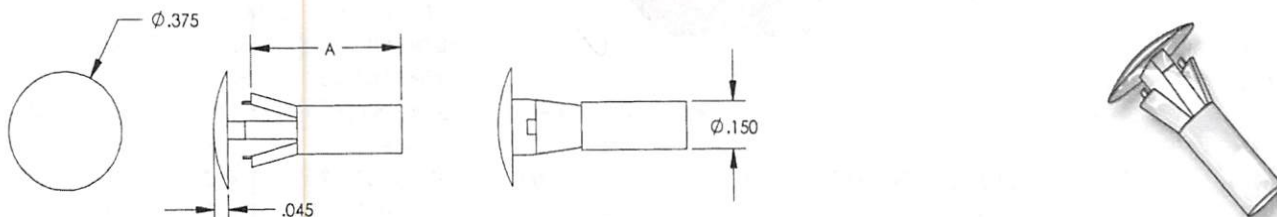


### REVERSE LOCKING CIRCUIT BOARD SUPPORTS

Molded in **Natural Nylon 6/6**



ITEM NUMBER	DESCRIPTION	A	B	C	D
27RV00250	RV 250	.375 (9,53)	11/32" (8,71)	.255 (6,48)	.060 (1,52)
27RV00375	RV 375	.375 (9,53)	11/32" (8,71)	.375 (9,53)	.060 (1,52)
27RV00500A	RV 500A	3/8" (9,53)	.340 (8,63)	.500 (12,70)	.052 (1,32)



### REVERSE LOCKING CIRCUIT BOARD SUPPORT STANDOFF

Molded in **Natural Nylon 6/6**

ITEM NUMBER	DESCRIPTION	HEAD DIA.	BODY DIA.	HEAD HEIGHT	HOLE SIZE	A
27RVS00250	RVS 250	.375 (9,53)	.150 (3,81)	.045 (1,14)	.187 (4,75)	.250 (6,35)
27RVS00375	RVS 375	.375 (9,53)	.150 (3,81)	.045 (1,14)	.187 (4,75)	.375 (9,53)
27RVS00500*	RVS 500	.375 (9,53)	.150 (3,81)	.045 (1,14)	.187 (4,75)	.500 (12,70)
27RVS00625*	RVS 625	.375 (9,53)	.150 (3,81)	.045 (1,14)	.187 (4,75)	.625 (15,88)

\* Chassis end snaps into .187 hole • Panel thickness .059/.063

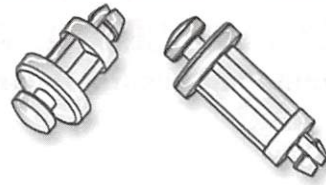
# CIRCUIT BOARD HARDWARE

SECTION  
VIII

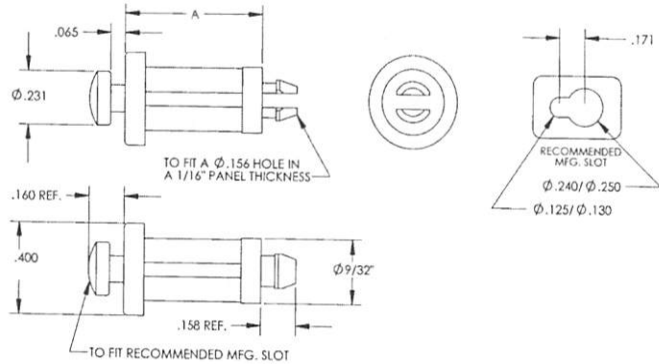
## KEY-SLOT P.C.B. POSTS

Molded in **Natural Nylon 6/6**

For use in combination with a key-slot hole so that the circuit board may be removed for repairs.



ITEM NUMBER	DESCRIPTION	A
27KYP00187	KYP 187	3/16 (4,8)
27KYP00250	KYP 250	1/4 (6,4)
27KYP00375	KYP 375	3/8 (9,5)
27KYP00500	KYP 500	1/2 (12,7)
27KYP00625	KYP 625	5/8 (15,9)
27KYP00750	KYP 750	3/4 (19,1)
27KYP00875	KYP 875	7/8 (22,2)
27KYP01000	KYP 1000	1 (25,4)


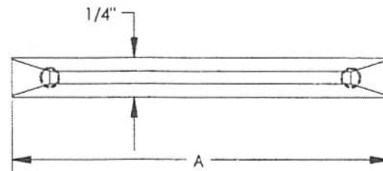



## P.C. BOARD CARD GUIDES

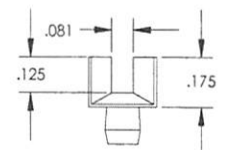
Molded in **Natural Nylon 6/6**

Micro Plastics' Printed Circuit Board Support Guides are an economical and fast solution to mount P.C. Boards. Card insertion is simple and fast. The smooth positive channel guides the P.C. Board and firmly supports and protects the board. Guides are molded of tough, electrically insulating nylon 6/6 and are designed to snap into pre-punched holes in the chassis. Micro Plastics has available the eight most popular sizes. Other sizes will be tooled on request.

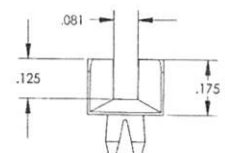
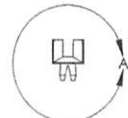
The Printed Circuit Board Card Guide is designed to fit a .125" front diameter hole and a .120" x .218" slot rear hole.



ITEM NUMBER	DESCRIPTION	A	B	LEG DESIGN
21CGS00250WS	2 1/2" GUIDE WITH SPLIT LEGS	2.5 (63,50)	2.0 (50,80)	Slotted Leg Design
21CGS00250	2 1/2" GUIDE	2.5 (63,50)	2.0 (50,80)	Solid Leg Design
21CGS00300WS	3" GUIDE WITH SPLIT LEGS	3.0 (76,20)	2.5 (63,50)	Slotted Leg Design
21CGS00300	3" GUIDE	3.0 (76,20)	2.5 (63,50)	Solid Leg Design
21CGS00350WS	3 1/2" GUIDE WITH SPLIT LEGS	3.5 (88,90)	3.0 (76,20)	Slotted Leg Design
21CGS00350	3 1/2" GUIDE	3.5 (88,90)	3.0 (76,20)	Solid Leg Design
21CGS00400WS	4" GUIDE WITH SPLIT LEGS	4.0 (101,60)	3.5 (88,90)	Slotted Leg Design
21CGS00400	4" GUIDE	4.0 (101,60)	3.5 (88,90)	Solid Leg Design
21CGS00450WS	4 1/2" GUIDE WITH SPLIT LEGS	4.5 (114,30)	4.0 (101,60)	Slotted Leg Design
21CGS00450	4 1/2" GUIDE	4.5 (114,30)	4.0 (101,60)	Solid Leg Design
21CGS00500WS	5" GUIDE WITH SPLIT LEGS	5.0 (127,00)	4.5 (114,30)	Slotted Leg Design
21CGS00500	5" GUIDE	5.0 (127,00)	4.5 (114,30)	Solid Leg Design
21CGS00550WS	5 1/2" GUIDE WITH SPLIT LEGS	5.5 (139,70)	5.0 (127,00)	Slotted Leg Design
21CGS00550	5 1/2" GUIDE	5.5 (139,70)	5.0 (127,00)	Solid Leg Design
21CGS00600WS	6" GUIDE WITH SPLIT LEGS	6.0 (139,70)	5.5 (139,70)	Slotted Leg Design
21CGS00600	6" GUIDE	6.0 (139,70)	5.5 (139,70)	Solid Leg Design



Slotted



Get quote

Angic Global Solutions

1-888-872-0690

TELEPHONE: (870) 453

astics.com • WEBS

<https://www.AngicGlobal.com>

Sales@AngicGlobal.com

C. 235

# CIRCUIT BOARD HARDWARE

SECTION  
VIII

## CIRCUIT BOARD POSTS

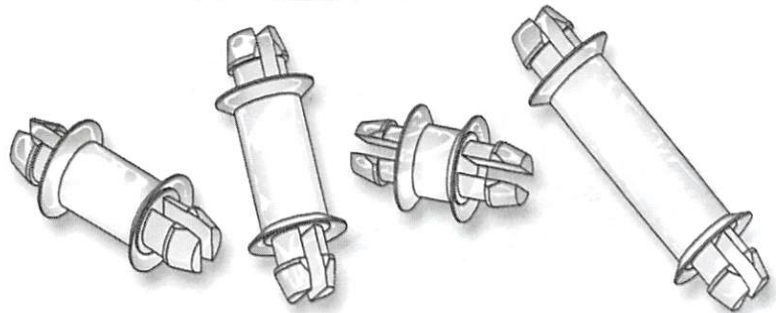
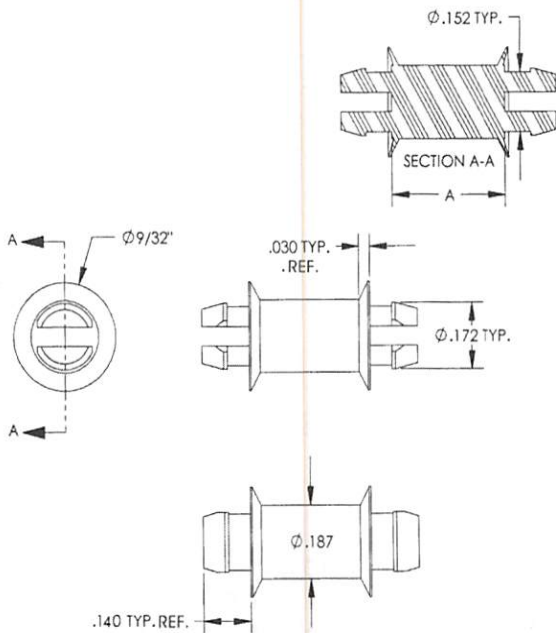
Molded in **Natural Nylon 6/6**

HOLE "DSP" SERIES - BOTH ENDS FITS A .156" HOLE  
PANEL THICKNESS 1/16"

### "DSP" SERIES

ITEM NUMBER	DESCRIPTION	"A"
27DSP00125	DSP 125	.125 (3,18)
27DSP00229	DSP 229	.230 (5,84)
27DSP00250	DSP 250	.250 (6,35)
27DSP00260	DSP 260	.260 (6,60)
27DSP00276	DSP 276	.276 (7,00)
27DSP00312	DSP 312	.312 (7,92)
27DSP00375	DSP 375	.375 (9,53)
27DSP00437	DSP 437	.437 (11,11)
27DSP00472	DSP 472	.472 (12,00)
27DSP00500	DSP 500	.500 (12,70)
27DSP00625	DSP 625	.625 (15,88)
27DSP00750	DSP 750	.750 (19,05)
27DSP00788	DSP 788	.788 (20,02)
27DSP00875	DSP 875	.875 (22,23)
27DSP01000*	DSP 1000	1.000 (25,40)
27DSP01250	DSP 1250	1.250 (31,75)

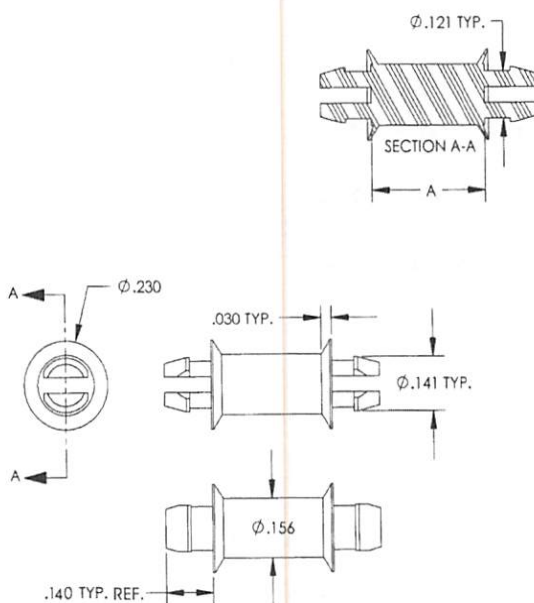
\* Skirt thickness is .040



HOLE "DMSP" SERIES - BOTH ENDS FIT A .125" HOLE  
PANEL THICKNESS 1/16"

### "DMSP" SERIES

ITEM NUMBER	DESCRIPTION	"A"
27DMSP00125	DMSP 125	.125 (3,18)
27DMSP00250	DMSP 250	.250 (6,35)
27DMSP00312	DMSP 312	.312 (7,92)
27DMSP00375	DMSP 375	.375 (9,53)
27DMSP00437	DMSP 437	.437 (11,11)
27DMSP00500	DMSP 500	.500 (12,70)
27DMSP00625	DMSP 625	.625 (15,88)
27DMSP00720	DMSP 720	.720 (18,29)
27DMSP00750	DMSP 750	.750 (19,05)
27DMSP00820	DMSP 820	.820 (20,83)
27DMSP00875	DMSP 875	.875 (22,23)
27DMSP00950	DMSP 950	.950 (24,13)
27DMSP01000	DMSP 1000	1.000 (25,40)

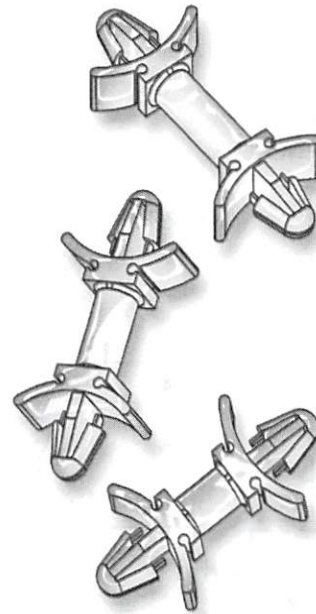



# CIRCUIT BOARD HARDWARE

SECTION  
VIII

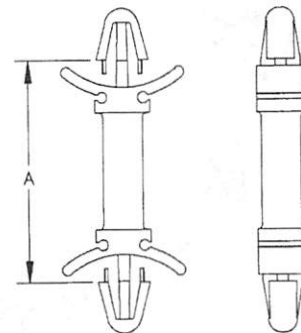
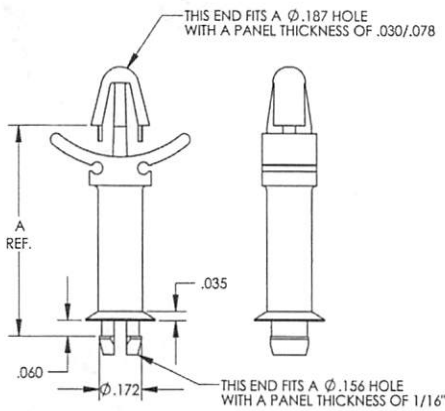
## P.C.B. SUPPORTS

Molded in **Natural Nylon 6/6**



### "LSP" SERIES

### "DLP" SERIES



#### "LSP" SERIES -

MSP END FITS A .156" HOLE  
LOCKING END FITS .187" HOLE  
PANEL THICKNESS .030 / .078

"A" \* EQUAL TO THE  
DISTANCE OVER PANELS.

#### "DLP" SERIES -

BOTH ENDS FIT A .187" HOLE  
PANEL THICKNESS .030 / .078

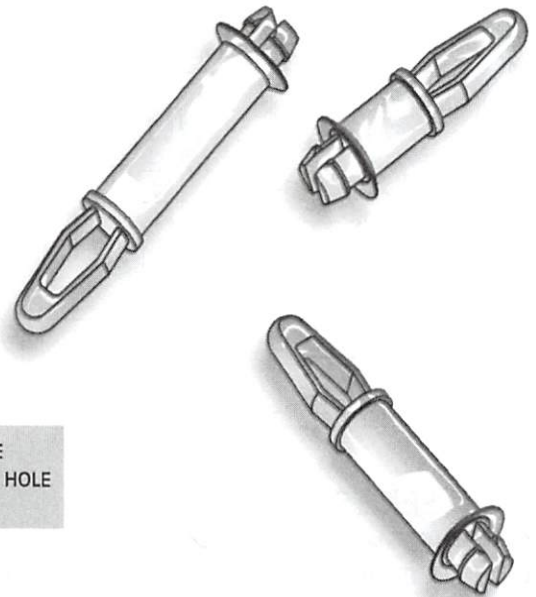
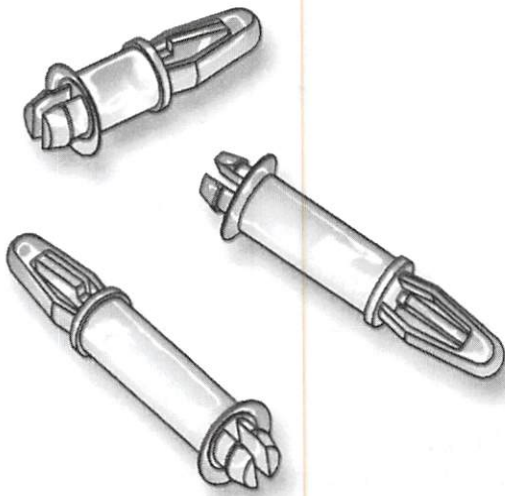
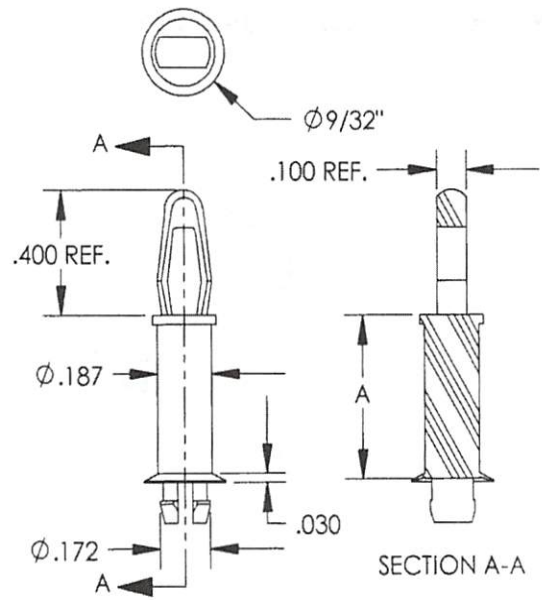
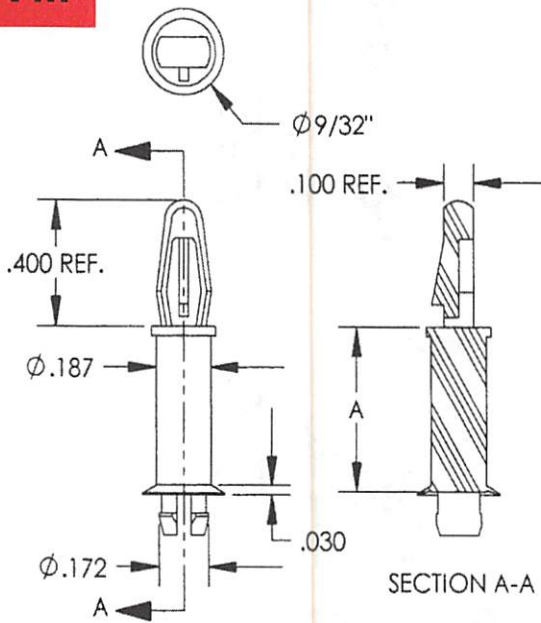
"A" \* EQUAL TO THE  
DISTANCE OVER PANELS.

ITEM NUMBER	DESCRIPTION	"A" *
27LSP00187	LSP 187	.380 (9,65)
27LSP00250	LSP 250	.437 (11,09)
27LSP00375	LSP 375	.560 (14,22)
27LSP00437	LSP 437	.625 (15,87)
27LSP00500	LSP 500	.697 (17,70)
27LSP00625	LSP 625	.815 (20,70)
27LSP00750	LSP 750	.935 (23,74)
27LSP00875	LSP 875	1.065 (27,05)
27LSP01000	LSP 1000	1.192 (30,27)
27LSP01125	LSP 1125	1.314 (33,37)
27LSP01250	LSP 1250	1.440 (36,57)
27LSP01375	LSP 1375	1.558 (39,57)

ITEM NUMBER	DESCRIPTION	"A" *
27DLP00187	DLP 187	.307 (7,80)
27DLP00250	DLP 250	.365 (9,27)
27DLP00295	DLP 295	.422 (10,72)
27DLP00375	DLP 375	.495 (12,57)
27DLP00437	DLP 437	.557 (14,15)
27DLP00500	DLP 500	.625 (15,88)
27DLP00625	DLP 625	.745 (18,92)
27DLP00750	DLP 750	.870 (22,10)
27DLP00875	DLP 875	.995 (25,27)
27DLP01000	DLP 1000	1.120 (28,45)
27DLP01125	DLP 1125	1.245 (31,62)
27DLP01250	DLP 1250	1.370 (34,80)
27DLP01375	DLP 1375	1.495 (37,97)
27DLP01831	DLP 1831	1.831 (46,51)

# CIRCUIT BOARD HARDWARE

## SECTION VIII



SPRING END FITS .156" HOLE  
 LOCK OR TENSION END FITS .156" HOLE  
 PANEL THICKNESS 1/16"

### "LCSP" SERIES P.C.B. SUPPORTS Molded in Natural Nylon 6/6

ITEM NUMBER	DESCRIPTION	"A"
27LCSP00125	LCSP 125	.125 (3,18)
27LCSP00250	LCSP 250	.250 (6,35)
27LCSP00312	LCSP 312	.312 (7,92)
27LCSP00375	LCSP 375	.375 (9,53)
27LCSP00437	LCSP 437	.437 (11,11)
27LCSP00500	LCSP 500	.500 (12,70)
27LCSP00625	LCSP 625	.625 (15,88)
27LCSP00750	LCSP 750	.750 (19,05)
27LCSP00875	LCSP 875	.875 (22,23)
27LCSP01000	LCSP 1000	1.000 (25,40)


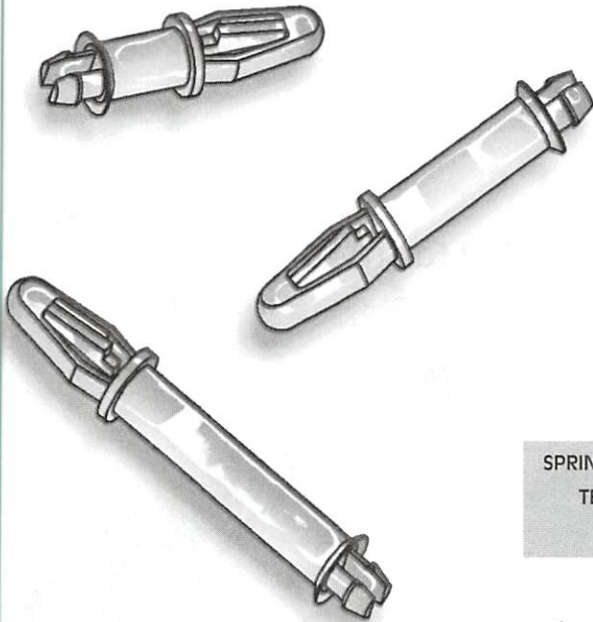
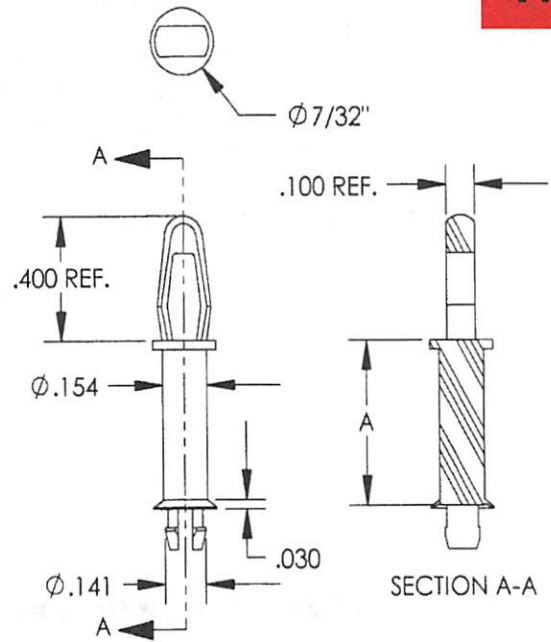
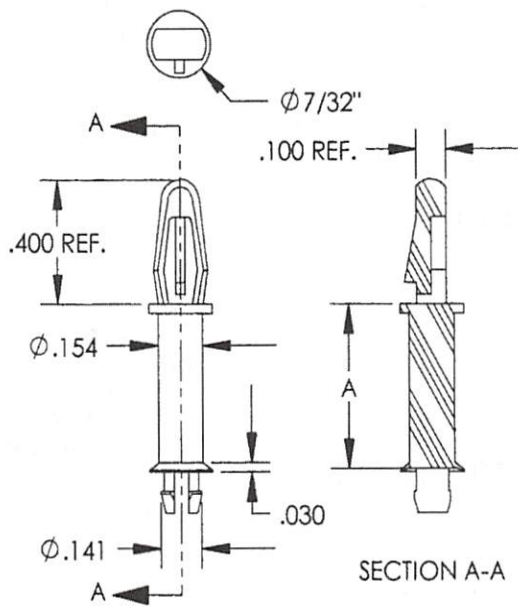
### "TCSP" SERIES P.C.B. SUPPORTS Molded in Natural Nylon 6/6

ITEM NUMBER	DESCRIPTION	"A"
27TCSP00125	TCSP 125	.125 (3,18)
27TCSP00250	TCSP 250	.250 (6,35)
27TCSP00312	TCSP 312	.312 (7,92)
27TCSP00375	TCSP 375	.375 (9,53)
27TCSP00437	TCSP 437	.437 (11,11)
27TCSP00500	TCSP 500	.500 (12,70)
27TCSP00625	TCSP 625	.625 (15,88)
27TCSP00750	TCSP 750	.750 (19,05)
27TCSP00875	TCSP 875	.875 (22,23)
27TCSP01000	TCSP 1000	1.000 (25,40)



# CIRCUIT BOARD HARDWARE

SECTION  
VIII



SPRING END FITS .156" HOLE LOCK OR  
TENSION END FITS .125" HOLE  
PANEL THICKNESS 1/16"

## "LMS" SERIES P.C.B. SUPPORTS

Molded in Natural Nylon 6/6

ITEM NUMBER	DESCRIPTION	"A"
27LMSP00125	LMSP 125	.125 (3,18)
27LMSP00250	LMSP 250	.250 (6,35)
27LMSP00312	LMSP 312	.312 (7,92)
27LMSP00375	LMSP 375	.375 (9,53)
27LMSP00437	LMSP 437	.437 (11,11)
27LMSP00500	LMSP 500	.500 (12,70)
27LMSP00625	LMSP 625	.625 (15,88)
27LMSP00750	LMSP 750	.750 (19,05)
27LMSP00875	LMSP 875	.875 (22,23)
27LMSP01000	LMSP 1000	1.000 (25,40)

## "TMS" SERIES P.C.B. SUPPORTS

Molded in Natural Nylon 6/6

ITEM NUMBER	DESCRIPTION	"A"
27TMSP00125	TMSP 125	.125 (3,18)
27TMSP00250	TMSP 250	.250 (6,35)
27TMSP00312	TMSP 312	.312 (7,92)
27TMSP00375	TMSP 375	.375 (9,53)
27TMSP00437	TMSP 437	.437 (11,11)
27TMSP00500	TMSP 500	.500 (12,70)
27TMSP00625	TMSP 625	.625 (15,88)
27TMSP00750	TMSP 750	.750 (19,05)
27TMSP00875	TMSP 875	.875 (22,23)
27TMSP01000	TMSP 1000	1.000 (25,40)



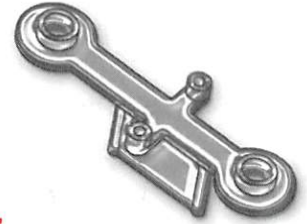
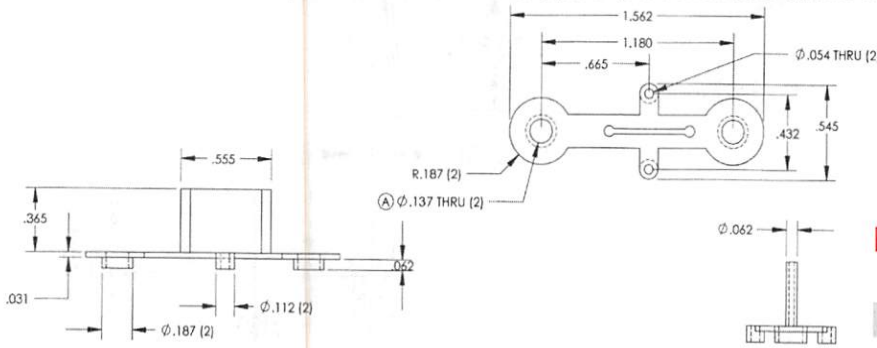
# CIRCUIT BOARD HARDWARE

## SECTION VIII

### POWER TRANSISTOR MOUNTS

Simplify power transistor mountings and insulation, and improve thermal efficiency with molded insulators. These insulators are molded of Type 66 Nylon for regular applications and of Glass Filled Polyester for heavy-duty uses. They replace up to six pieces of conventional insulation required with previous mountings. They also increase the amount of interface surface between device and sink by minimizing clearance holes required for all feed-thru connectors. They also have a built-in barrier which not only eliminates need for sleeving of base and emitter connections but also serves as an assembly aid during installation.

Deca BDE compliant material for foreign export available upon request. Please specify when ordering.

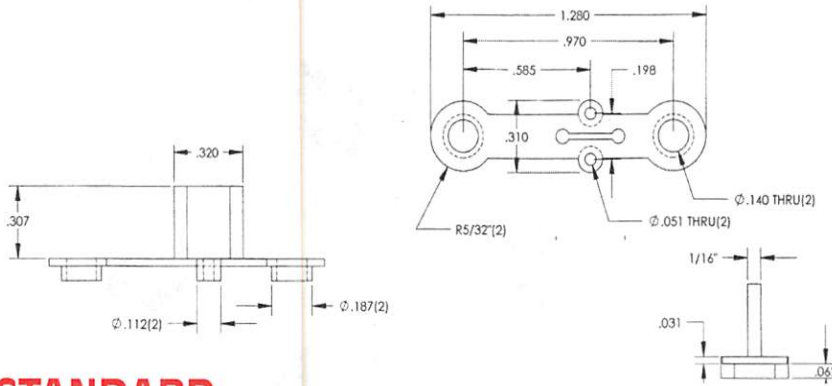


#### PTI-1 for TO-3

ITEM NUMBER	DESCRIPTION
-------------	-------------

19PT11	PTI-1
18PT11WOB	PTI-1 W/O BARRIER

**STANDARD** Molded in **Natural Nylon 6/6**

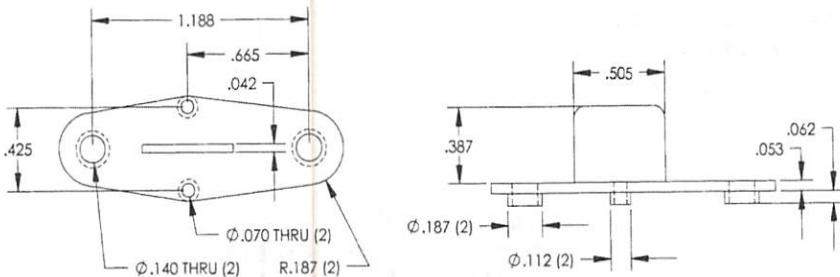


#### PTI-2 for TO-66

ITEM NUMBER	DESCRIPTION
-------------	-------------

19PTI2	PTI-2
18PTI2WOB	PTI-2 W/O BARRIER

**STANDARD** Molded in **Natural Nylon 6/6**


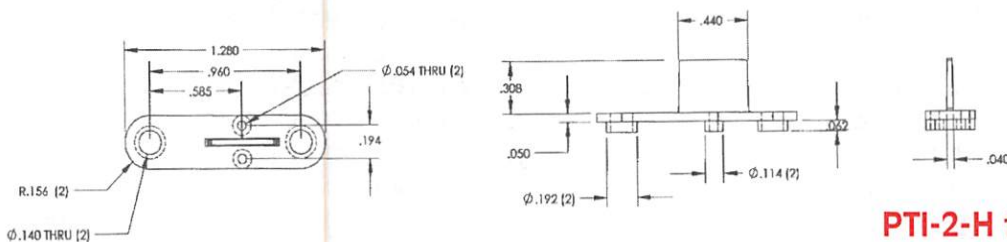


#### PTI-1-H for TO-3

ITEM NUMBER	DESCRIPTION
-------------	-------------

20PT11HD	PTI-1 HD
18PT11HDWOB	PTI-1 HD W/O BARRIER

**HEAVY DUTY** Molded in **Glassfilled Polyester**



#### PTI-2-H for TO-66

ITEM NUMBER	DESCRIPTION
-------------	-------------

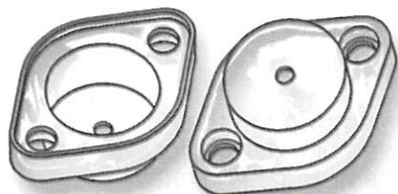
20PTI2HD	PTI-2 HD
18PTI2HDWOB	PTI-2 HD W/O BARRIER

**HEAVY DUTY** Molded in **Glassfilled Polyester**


# CIRCUIT BOARD HARDWARE

SECTION  
**VIII**


Micro Plastics' Power Transistor Covers are available in both TO-3 and TO-66 configurations. Both 1 hole, 5 hole and no hole styles are offered. Transistor covers are stocked in Nylon 6/6. Other materials are available upon request.



21PTC01031



21PTC01032


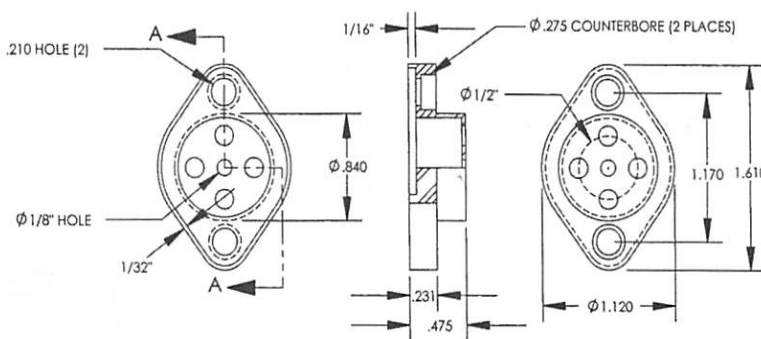


21PTC01033

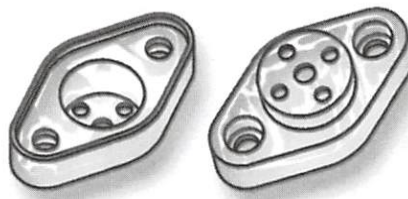
## POWER TRANSISTOR COVERS TO-3

Molded in **Natural Nylon 6/6**

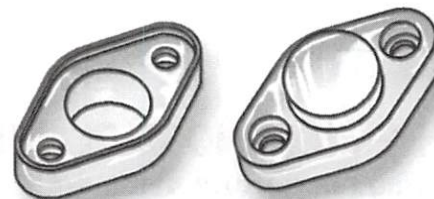
ITEM NUMBER	DESCRIPTION
21PTC01031	PTC 103-1N 1 HOLE
21PTC01032	PTC103-2N 5 HOLE
21PTC01033	PTC 103-ON NO HOLE



21PTC010661



21PTC010662



21PTC010663

## POWER TRANSISTOR COVERS TO-66

Molded in **Natural Nylon 6/6**

ITEM NUMBER	DESCRIPTION
21PTC010661	PTC1066-1N 1 HOLE
21PTC010662	PTC1066-2N 5 HOLE
21PTC010663	PTC1066-ON NO HOLE

